



fixturesfurniture

price guide

For most up-to-date pricing, please refer to our price guides found at izzyplus.com/resources/pricing

March 2017

table of contents

DEWEY STATEMENT OF LINE	6
DEWEY SPECIFICATION GUIDE	14
DEWEY PRICE LIST	
tables.....	40
table options & accessories.....	48
table power options.....	50
connection cart.....	60
helpdesk.....	68
lectern, buddy.....	70
media cabinet.....	72
bookshelf.....	74
bench.....	76
TABLES PRICE LIST	
bola.....	80
bola for children.....	84
designer stack.....	88
roam.....	92
saturn.....	96
syllabus.....	110
pick-a-top, pick-a-base.....	118
dollies.....	131
SEATING PRICE LIST	
addy.....	134
allure.....	136
bola.....	144
emotion.....	154
encore.....	156
fetch.....	158
jazz.....	160
patience.....	162
smile.....	170
webster.....	172
dollies.....	174
APPENDICES	
options directory.....	176
izzy+ Flavors.....	181
COM.....	185
how to order.....	186
terms & conditions.....	187
warranty.....	188

3



Dewey inspires better approaches to teaching and learning, wherever they take place. Sure, learning happens in classrooms. It also happens in offices, homes and in-between spaces. At izzy+, we've been studying learning dynamics for a long time and have arrived at four key factors that are constantly shifting and interacting: students, technology, space, and pedagogy. We leverage great design to create as much synergy as possible among them. That's where Dewey comes in!

Why conform to your space when you can create a space that conforms to you? Dewey offers a collection of products that's ready to support a variety of needs and solutions in your classroom or training room, including:

- **Rectangular Tables:** fixed, flip-top, or folding; pin and crank-height adjustable
- **Collaborative Tables:** anti-corner, extended corner, 120 degree, half round, team, trapezoid, round and square shapes; exclusive 6-Top
- **Connection Carts:** highly mobile half or full-length markerboard and tackable surfaces; technology-supporting carts with storage cabinet
- **Presentation Desk & Podiums:**

Helpdesk: seated-height or standing-height versions, with pin-height, crank-height or electric-height adjustment options. Rack unit storage keeps technology organized and accessible with locking back panel and vent/fan options

Lectern: mobile, height-adjustable lectern with or without storage; rack unit storage and vent/fan available

Buddy: mobile, height-adjustable cart

- **Media Cabinet:** high-capacity storage with locks keeps items stored, secure, and out of the way
- **Bookshelf:** free-standing or wall-mounted storage and space definer
- **Bench:** 2, 3, or 4 seater; in-line table options

Dewey was designed to earn top marks in four critical areas:

Flexibility: Today's varied teaching and learning styles call for furniture that can quickly and easily shift into different configurations, whether the focus is on the instructor, on student collaboration, or on a distance learning screen.

Durability: To withstand the rigors of frequent rearranging and constant use, Dewey was designed with long-lasting materials and components, from cast and extruded aluminum bases to urethane edges.

Technology Supporting: Products are designed to support changing technology for long-term relevancy.

Timeless Design: Furniture this flexible, durable, and technology-friendly calls for a clean design that will continue looking relevant throughout its long life.

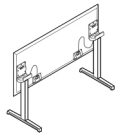


6 dewey statement of line

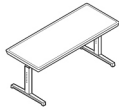
Rectangular T-Leg Tables



Fixed & Folding



Flip-Top



Pin-Height Adjustable

20x36

24x36

27x34

27x36

27x48

20x48

24x48

27x54

20x60

24x60

27x60

30x60

20x66

24x66

27x66

30x66

20x72

24x72

27x72

30x72

20x84

24x84

27x84

30x84

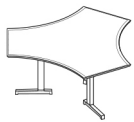
18" leg depth
18", 21", 25" and 29" leg height

18" leg depth
18", 21", 25" and 29" leg height

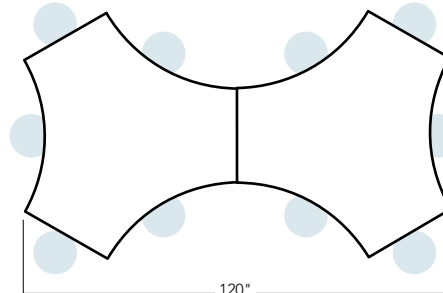
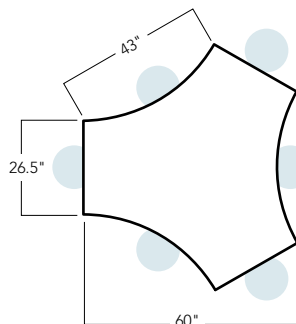
24" leg depth
18", 21", 25" and 29" leg height

24" leg depth
18", 21", 25" and 29" leg height


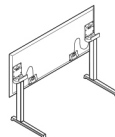

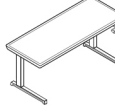
6-Top C-Leg Tables




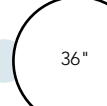
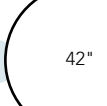
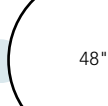

18", 21", 25", 29", 36" and 42" leg height



Rectangular C-Leg Tables

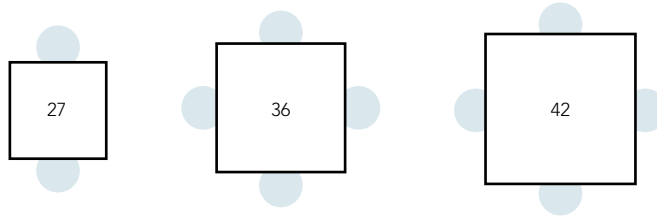
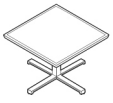
		 Fixed & Folding	 Flip-Top	 Pin-Height Adjustable	 Crank-Height Adjustable
	27x34				
	27x36				
	27x48		24x36	20x36	
	27x54		24x48	20x48	
30x60	27x60		24x60	20x60	
30x66	27x66		24x66	20x66	
30x72	27x72		24x72	20x72	
30x84	27x84		24x84	20x84	
24" leg depth 18", 21", 25" and 29" leg height	24" leg depth 18", 21", 25" and 29" leg height	18" leg depth 18", 21", 25" and 29" leg height	18" leg depth 18", 21", 25" and 29" leg height	18" leg depth 18", 21", 25" and 29" leg height	

Round X-Base Tables

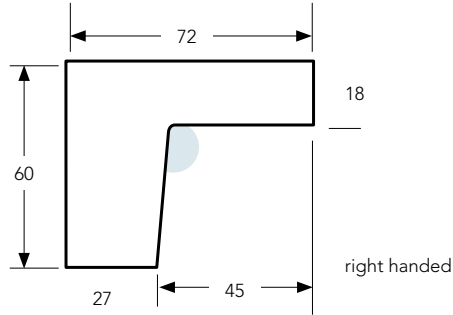
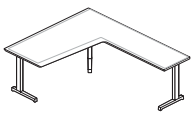
 27"	 36"	 42"	 48"	
				18", 21", 25", 29", 36" and 42" leg height

8 dewey statement of line

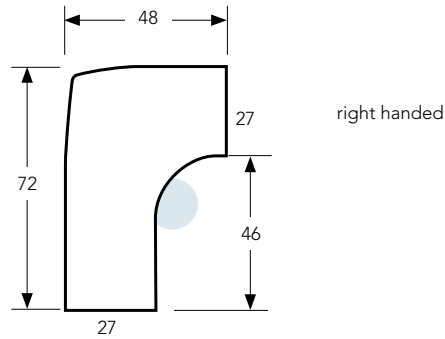
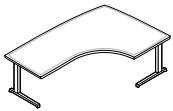
Square X-Base Tables



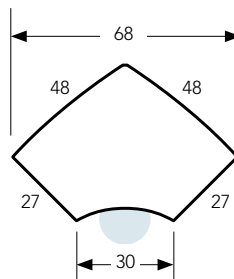
Anti Corner Tables



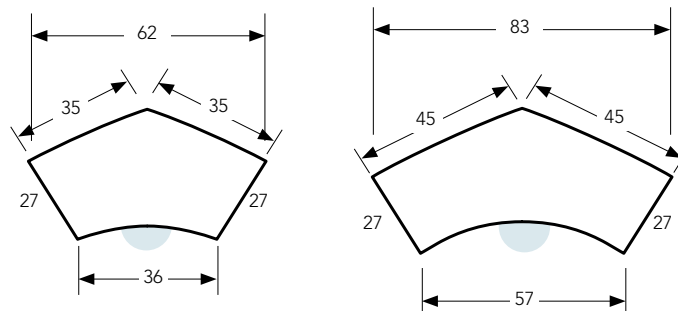
Extended Corner Tables



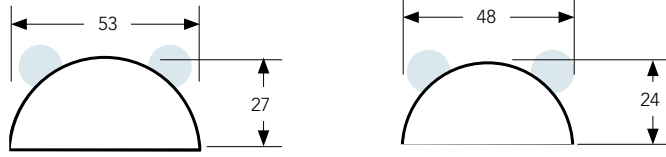
Corner Tables



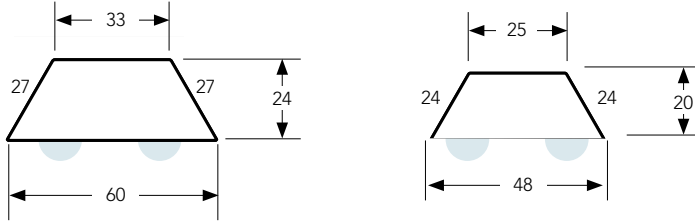
120 Degree Tables



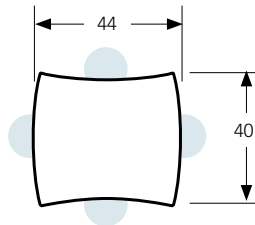
Half Round Tables



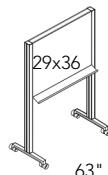
Trapezoid Tables



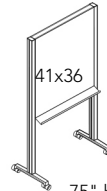
Team Tables



Connection Carts:
Markerboard/Tackable



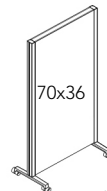
63" height



75" height



63" height

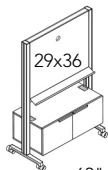


75" height

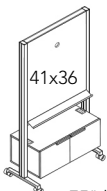
Half Length:
workable area 7-10 sq. ft.
& starts 30" above floor

Full Length:
workable area 14-17 sq. ft.
& starts at base

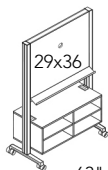
Connection Carts:
Technology Supporting



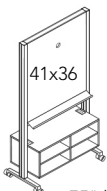
63" height



75" height



63" height



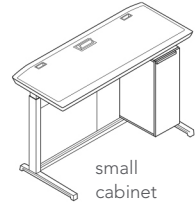
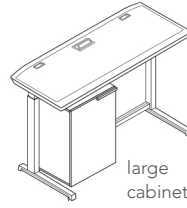
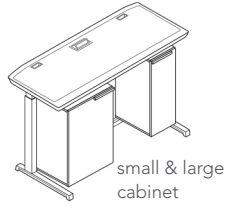
75" height

Closed Cabinet:
workable area 7-10 sq. ft.
& starts 30" above floor

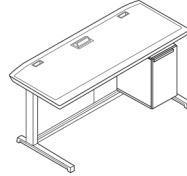
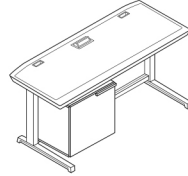
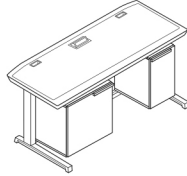
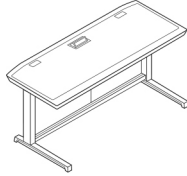
Open Cabinet:
workable area 7-10 sq. ft.
& starts 30" above floor

Helpdesk

**Standing Height
With or Without
Cabinets**

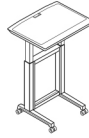


**Seated Height
With or Without
Cabinets**



Lectern & Buddy

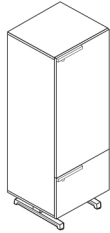
Lectern With Cabinet



Lectern

Buddy

Media Cabinet



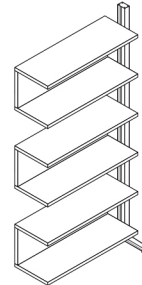
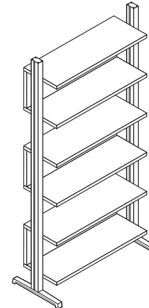
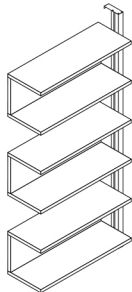
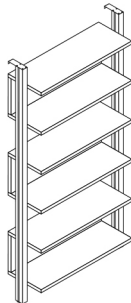
Bookshelf

**Wall-Mounted
Shelf**

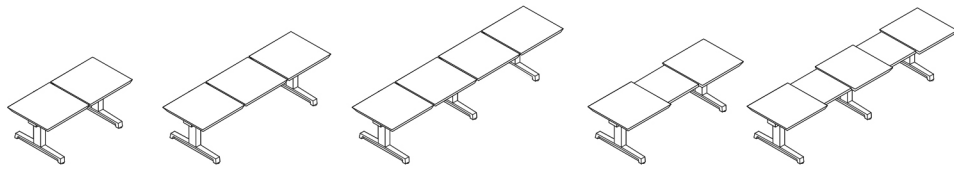
**Wall-Mounted
Add-on Shelf**

**Freestanding
Shelf**

**Freestanding
Add-on Shelf**



Bench



2 Seater

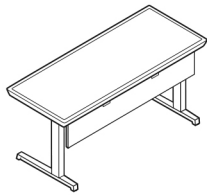
3 Seater

4 Seater

2 Seater with In-line Table

3 Seater with In-line Table

Accessories



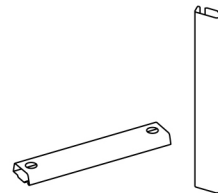
Modesty Panel Worksurface Mount
(available for powered and non-powered tables)



Floor Mounting Kit



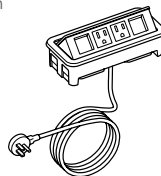
Cable Keeper



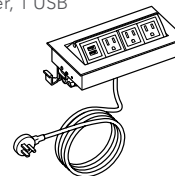
Wire Management - Horizontal & Vertical

Helpdesk Power Module

Standard Flip-up
2 power, 2 open



Flip-up
3 power, 1 USB

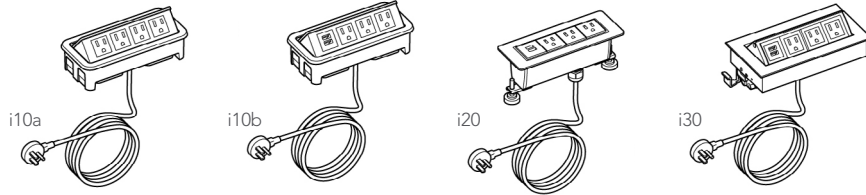


On the Fly

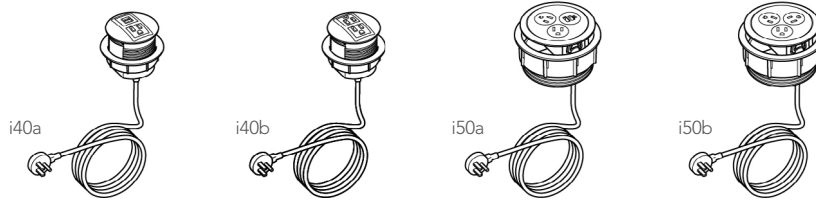
Maximum flexibility for highly mobile applications

Electrical - Power Modules (corded)

Rectangular Tables



6-Top Tables



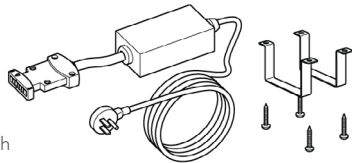
Move About

Moderate flexibility for occasionally reconfigured applications

Electrical - Starter Box, Connector Kits, and Power Module Kits

Starter Box & Bracket

72" and 120" cord length

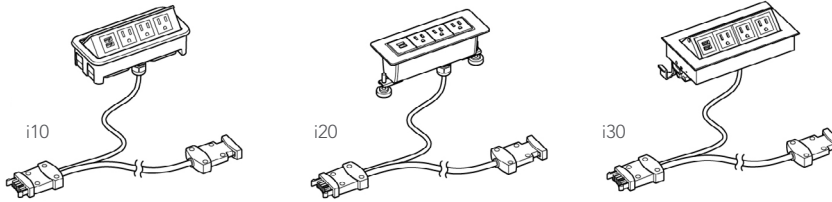


Pass-Through Connector Kit*

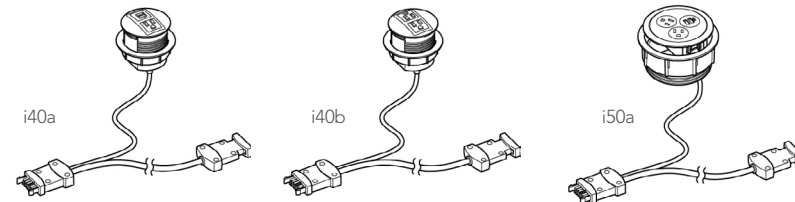
36", 48", 60" and 72"



Rectangular Table Power Module Kits*

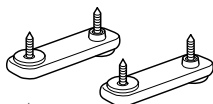


6-Top Table Power Module Kits*



* Flexible Ganging Bracket

(one pair included with Power Module and Pass-Through Connector Kits)



* Wire Management Clip

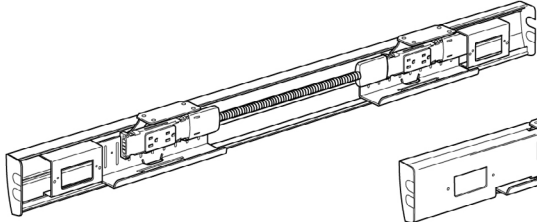
(package of 5 included with Power Module and Pass-Through Connector Kits)



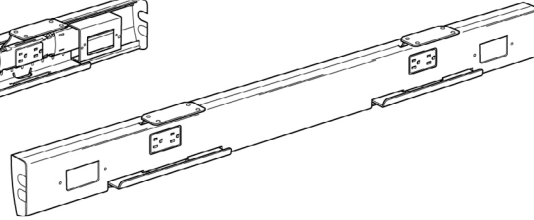
Stay Put

Stationary power for fixed applications

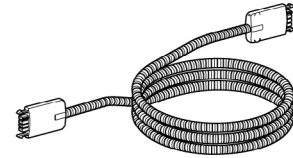
Electrical - Power Data Trough, Power Jumpers, Infeeds, Power Module Kits



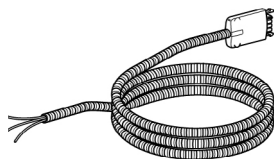
Power Data Trough Kit, Open



Power Data Trough Kit, Enclosed

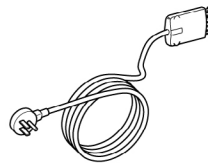


Power Jumpers (18", 48", and 72")

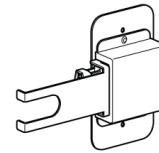


Infeeds

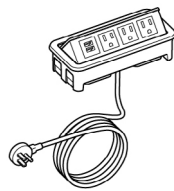
20amp Hardwire Infeed (72")



20amp Corded Infeed (72")

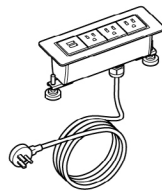


Rotating Power Entry Infeed
(Order power jumper separately to connect to infeed)

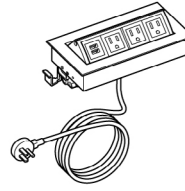


Rectangular Table Power Module Kits*

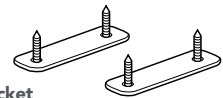
i10



i20



i30

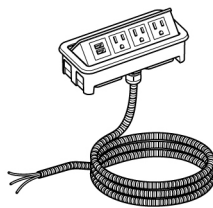


* **Flat Ganging Bracket** is required for table-to-table power connection and one pair is included with the Power Module Kits.

Stay Put


Chicago and NYC applications

Electrical - Power Module Kits (hardwired)

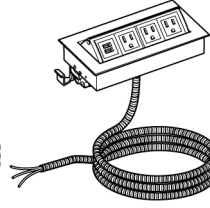


Rectangular Table Power Module Kits*

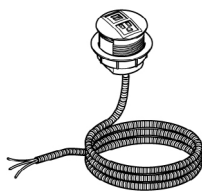
i10**



i20

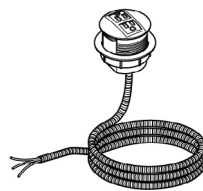


i30

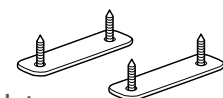


6-Top Table Power Module Kits*

i40a



i40b



* **Flat Ganging Bracket** is required for table-to-table power connection and one pair is included with the Power Module Kits.

** Not approved for use in Chicago applications.

Standards

Meets or exceeds applicable ANSI/BIFMA durability and safety standards and is SCS Indoor Advantage Gold and BIFMA level® 2 certified.

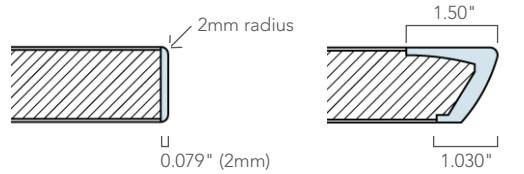
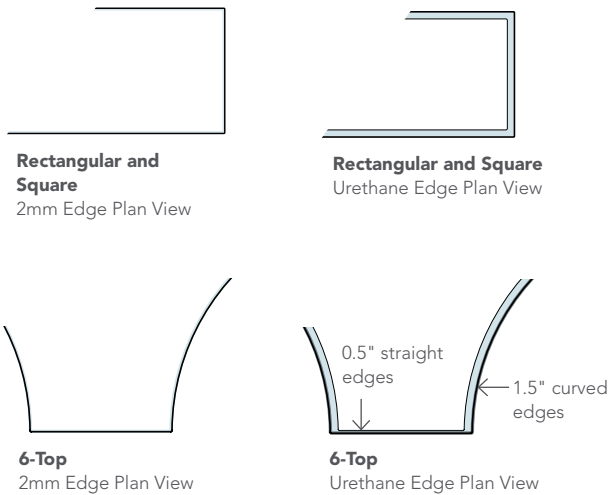
Tops

Dewey tops are 1-1/8" thick high-pressure laminate, particle board core, edged and backed with moisture-resistant coverings to form a completely sealed outside surface. 60" L and above tables have steel support channel to promote level worksurface. Grain direction runs length of table top.

Edges

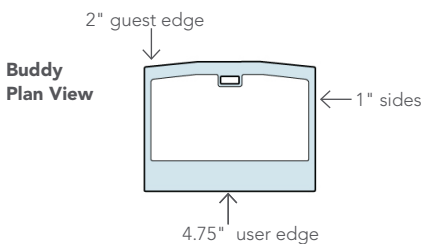
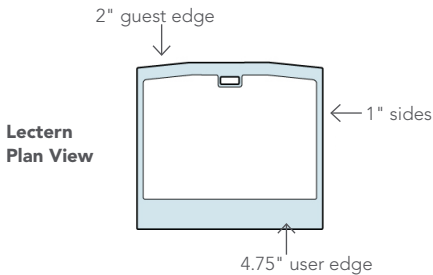
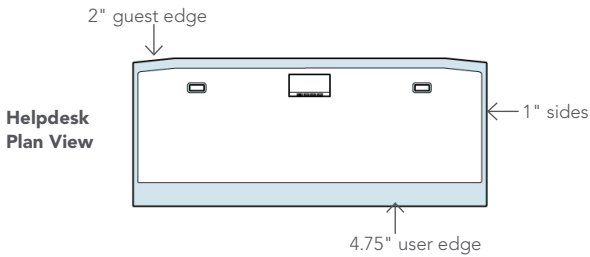
2mm ABS edgeband (PVC-free) on all tables

Urethane edge on all sides of Tables, Helpdesk, Lectern and Buddy. Dimensions of the urethane vary on all sides except for rectangular, square and round tables. See specific dimensions below.



2mm Edge Profile

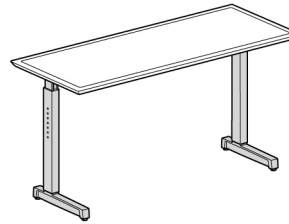
Urethane Edge Profile



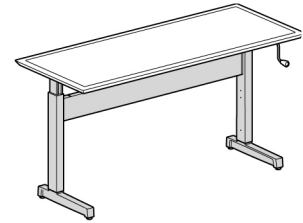
	Length	Height Adjustment	
		Pin-Height	Crank-Height
T-Leg		27" - 33"	n/a
C-Leg (shown)	All	27" - 33"	27" - 37"

NOTE: On Rectangular Crank-height Adjustable tables, 12 crank revolutions yield 1" of height adjustment.

Table Height Adjustment



C-Leg:
Pin-Height



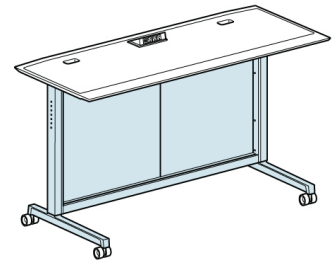
C-Leg:
Crank-Height

	Length	Height Adjustment		
		Pin-Height	Electric-Height	Crank-Height
Standing		36" - 42"	39" - 46"	37" - 47"
		36" - 42"	39" - 46"	37" - 47"
Seated	All	n/a	n/a	27" - 37"
		n/a	n/a	27" - 37"

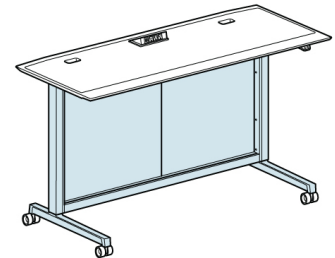
NOTE: On Crank-height Adjustable Helpdesk, 12 crank revolutions yield 1" of height adjustment.

Helpdesk Height Adjustment

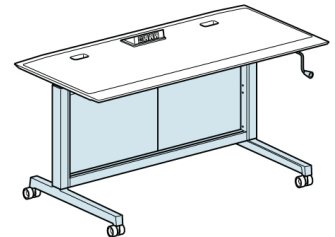
Helpdesk Standing Height
Pin-Height Adjustment



Helpdesk Standing Height
Electric-Height Adjustment



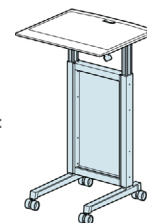
Helpdesk Seated Height
Crank-Height Adjustment



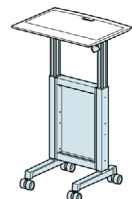
	Length	Height Adjustment
		Pneumatic-Height
Lectern	30"	37" - 44"
Buddy	27"	29" - 43"

Lectern or Buddy Height Adjustment

Lectern
Pneumatic-Height Adjustment



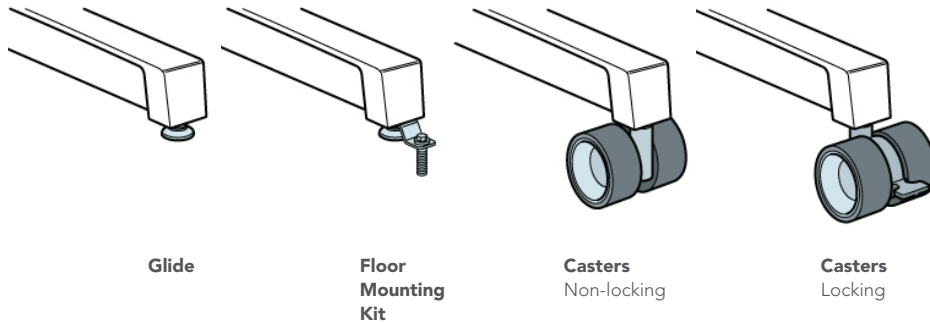
Buddy
Pneumatic-Height Adjustment



Legs/Frames

Dewey legs and frames are extruded aluminum with a cast aluminum foot.

Glides, Floor Mounting Kit and Casters

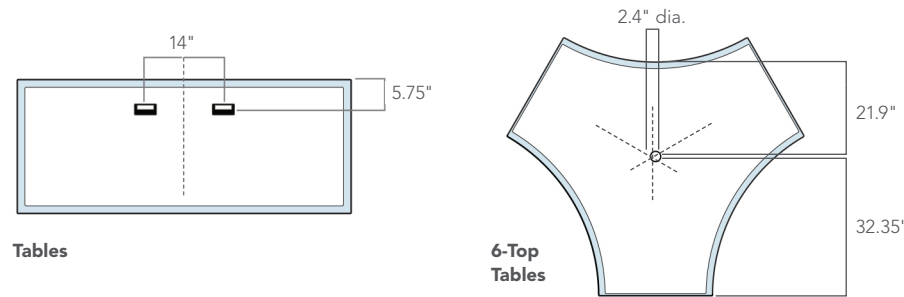


Glides: 3/4" leveling for uneven floors.

Floor Mounting Kit for use with glides on any product; allows permanent floor mounting without damage. Use for tiered floor environments or to keep furniture stationary. Includes 4 brackets and hardware to mount to concrete using 1/4" drill bit.

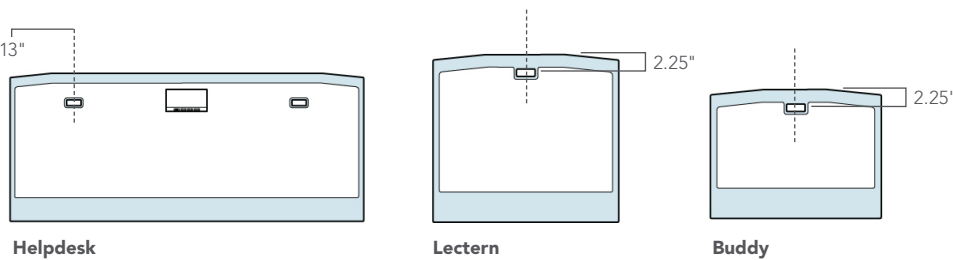
Casters: 60mm dual wheel; each model contains two locking and two non-locking. Two-tone caster: charcoal with cool-grey interior.

Grommets



Plastic Grommet – Tables

Grommets are available as an option on tables longer than 36". For rectangular tables, two black grommets (3.75" L x 1.75" D) are installed at rear-left and right. For the 6-Top, one round black grommet is centered (2.4" diameter). Grommets include a liner and cover.

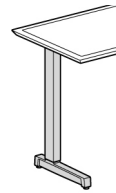


Molded Urethane Grommet – Helpdesk, Lecterns


Integrated urethane-molded grommets (3" L x 1.25" D) are standard on Helpdesk (2), Lectern, and Buddy. Urethane matches edge selection.

C-Legs available for tables in fixed, pin-height, crank-height, flip-top or folding. The 20" and 24" deep table bases have an 18"D foot, and the 27"D table bases have a 24"D foot. The crank-height option is not available on the 20"D or the 30"D C-Leg tables. The 30" deep table bases have a 24"D foot.

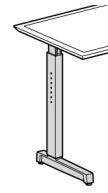
Leg Options



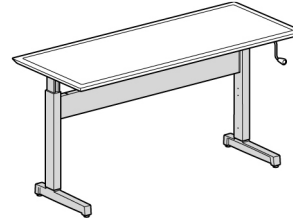
C-Leg:
fixed



C-Leg:
flip-top & folding

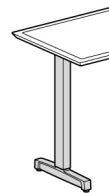


C-Leg:
pin-height

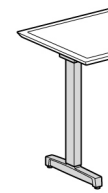


C-Leg:
crank-height

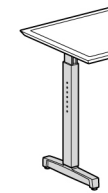
T-Legs available for tables in fixed, pin-height, crank-height, flip-top or folding. The 20" and 24" deep table bases have an 18"D foot, and the 27"D and 30"D table bases have a 24"D foot.



T-Leg:
fixed



T-Leg:
flip-top & folding



T-Leg:
pin-height

X-Base available at 29" seated height and 42" café height.

The 27" square and round tables have a foot diameter of 26.75".

The 36", 42", and 48" tables have a foot diameter of 35.75".

Square table not available in 48".

Casters not available on X-Bases.



X-Base:
café height



X-Base:
seated height

Table Dimensions & Clearances

T-Leg Tables and C-Leg Tables

Top Depth	Details	Top Length							
		34"	36"	48"	54"	60"	66"	72"	84"
20", 24", 27"	A	23"	25"	37"	43"	49"	55"	61"	73"

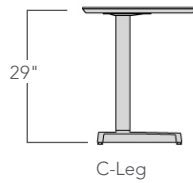
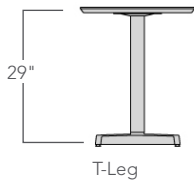
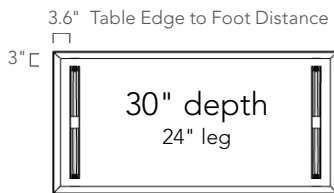
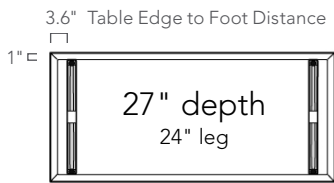
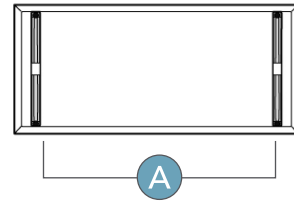


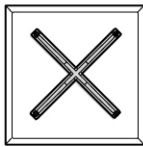
Table Dimensions & Clearances

X-Base Tables

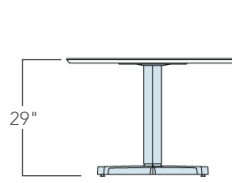


The 27" square and round tables have a foot diameter of 26.75".

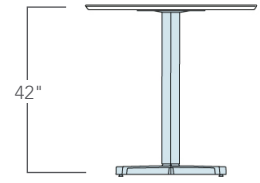
The 36", 42" and 48" tables have a foot diameter of 35.75".



Square table not available in 48".



Seated Height



Café Height

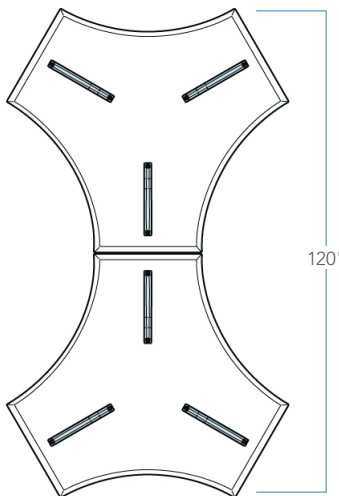
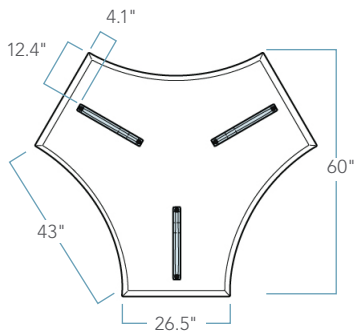
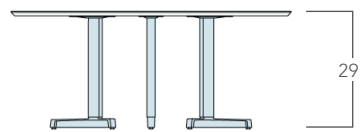


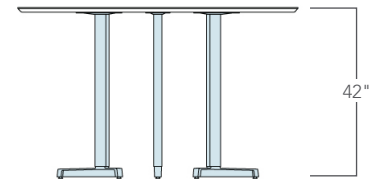
Table Dimensions & Clearances

6-Top Tables

This table has three C-Legs (18" D foot).

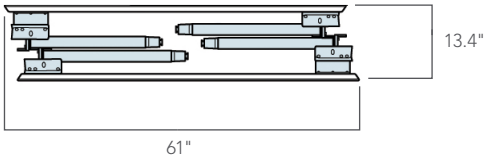
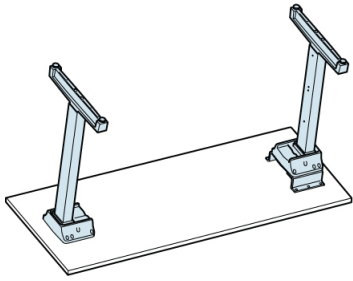


Seated Height



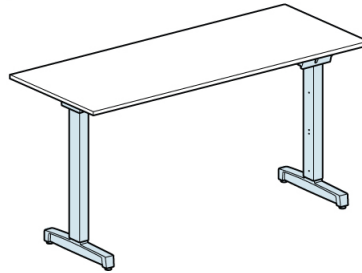
Café Height

Folding Tables

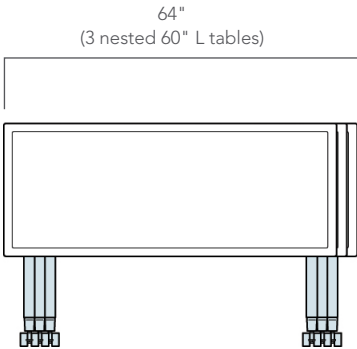
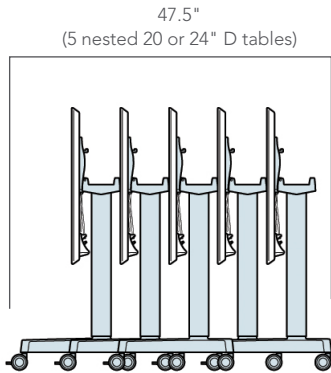


Folding Mechanism: Nylon injection-molded mechanism features metal parts, positive lock up or down, and single lever operation. In folded position, table depth is 7.6". The depth of two folding tables stored top-to-top in a staggered position is 13.4", and increases the table length footprint by 1".

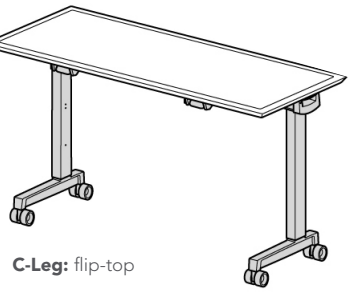
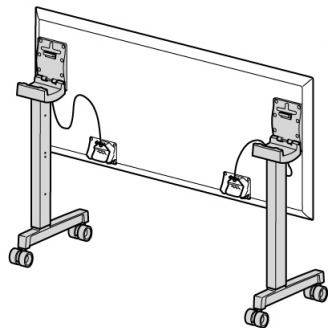
NOTE: Urethane edge tables should not be stored on edge. Power not available on folding tables.



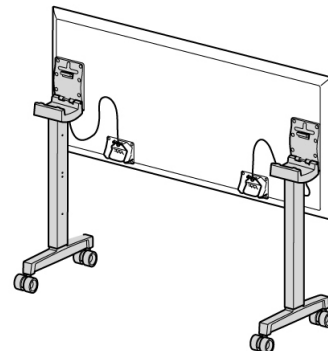
Flip-Top Tables



Flip-Top Mechanism: Dual flip-top mechanism offers intuitive design and safety feature; table flips down. Flip-top tables are nested in a staggered manner adding 2" to the overall width of the table length for each nested table. The 20" and 24" deep tables nest approximately 9.5" deep, while the 27" deep tables nest 10.7" deep. The 30" deep tables nest 10.7" deep. For example, if three 60" L x 24" D tables are nested, one table footprint is 64" L by 28.5" D.



C-Leg: flip-top



T-Leg: flip-top

Aluminum Frame Modesty:

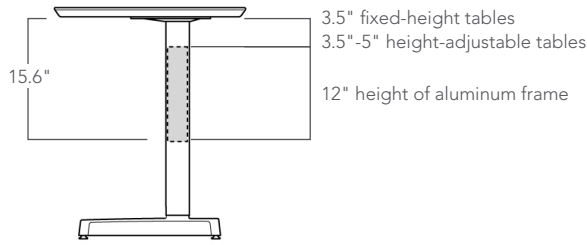
Factory installed, the extruded aluminum frame modesty panel attaches to table legs. Available in high-pressure laminate or frosted acrylic.

Available option on the following C-Leg tables only: fixed, pin-height adjustable, crank-height adjustable, and flip-top. Not available on folding tables.

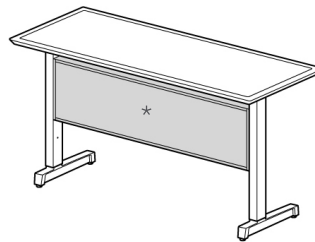
Grain direction is horizontal to match direction on table top.*

Modesty panel available on standard 29" height tables.

Aluminum Frame Modesty Panels



Aluminum Frame Modesty



Worksurface-Mounted

Modesty: Laminate modesty panel has 2mm ABS edgeband and steel mounting plates that fasten to underside of worksurface. Panel is 11" high and hangs 3/4" below worksurface. Power Data Trough not available with this option.

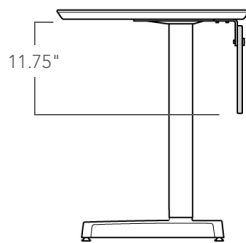
Available option on the following C-Leg tables only: fixed, pin-height adjustable and crank-height adjustable.

Grain direction is horizontal to match direction on table top.*

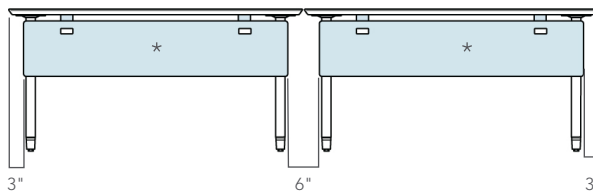
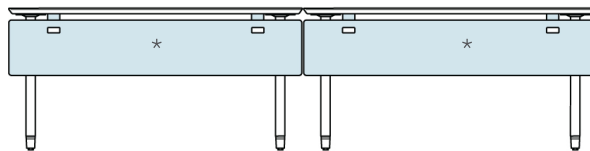
Tables with consecutively powered connections require a 6" gap between modesty panels.

Modesty panel available on standard 29" height tables.

Worksurface-Mounted Modesty Panels

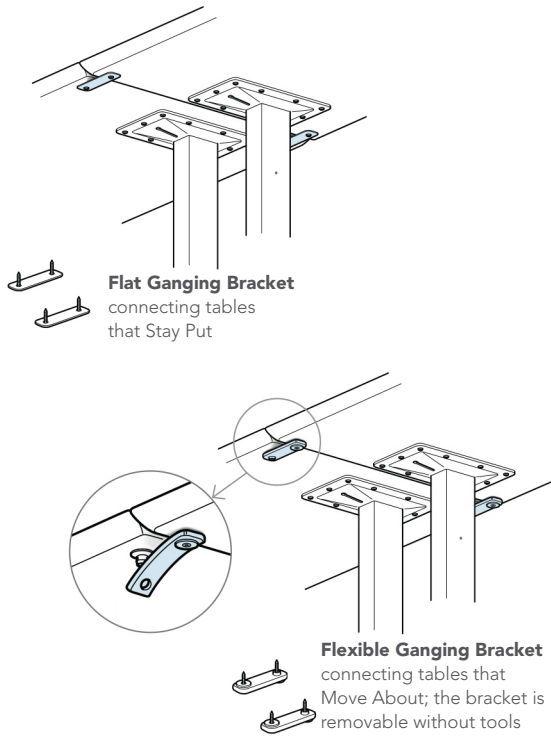


Worksurface-Mounted Modesty
for non-powered or On The Fly tables



Worksurface-Mounted Modesty
for consecutively powered tables

Table Ganging Brackets



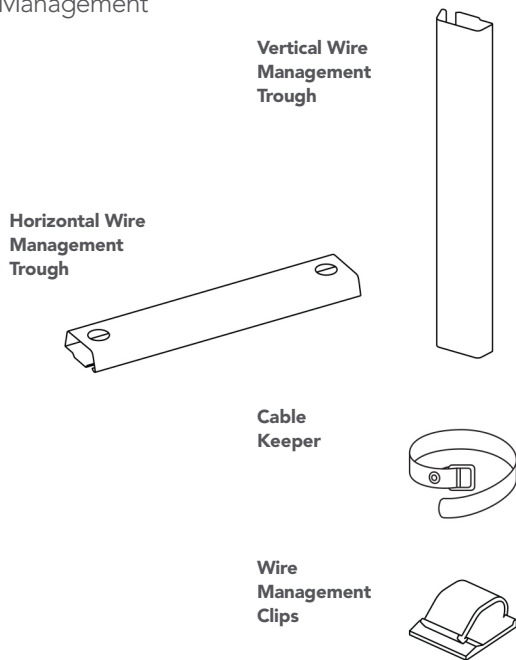
Ganging Brackets

Ganging brackets are required for all table-to-table power configurations (for Move About and Stay Put).

Flat ganging bracket attaches to underside of worksurface. Tools required to detach. Black only.

Flexible ganging bracket attaches to underside of worksurface. No tools required to detach. Black only.

Wire Management



Vertical Wire Management Trough: Available as an accessory. Extruded plastic trough routes power along table leg (18" L). Adhesive firmly secures trough to side of leg. The inside cross-sectional dimensions are 2.35"W by 1"D.

Horizontal Wire Management Trough: Extruded plastic trough carries power and data underneath worksurface. Ships in two sections to accommodate grommets and integrated power. The inside cross-sectional dimensions are 2.35"W by 1"D. Trough is fastened with adhesive tape, and allows screws to be inserted every 12" for additional strength. Available for all rectangular table lengths.
 for 36" L tables, kit includes one 14" L trough
 for 48" L and 60" L tables, kit includes two 14" L troughs
 for 72" L tables, kit includes two 26" L troughs

Cable Keeper: Small, durable, Velcro® nylon strap for wire management. Metal eyelet allows cable keeper to be mounted on underside of the worksurface (12 per package, standard in gray).

Wire Management Clips: Durable plastic clips manage power module cables underneath the worksurface. Fastened with adhesive tape (5 per package, black only).

Shipping & Assembly

Tables are shipped knocked down. Legs are shipped assembled. Table tops are pre-drilled for easy assembly to legs. Specifying lower height table legs, reduces overall weight by up to two pounds per table.

Power Modules

Power modules are available as an accessory on rectangular and 6-Top tables.

Rectangular Tables

i10 – 4 port, flip-up module.

Bezel dimensions: 7-1/4"L x 3-5/16"W

i10a – 4 receptacles, only available in On the Fly

i10b – 3 receptacles, 1 dual USB-charging (2amp)

i20 – 4 port, flush-mount module. Bezel dimensions: 8-1/8"L x 3"W

3 receptacles, 1 dual USB-charging (2amp)

i30 – 4 port, flip-up module. Bezel dimensions: 8-5/16"L x 4-7/16"W

3 receptacles, 1 dual USB-charging (2amp)

NOTE: On the Fly and Stay Put power modules for rectangular tables have a standard 15amp, 72" L cord.

6-Top Tables

i40 – 2 port, flush-mount module. Bezel dimension: 4" diameter

i40a – 1 receptacle, 1 dual USB-charging (2amp)

i40b – 2 receptacles

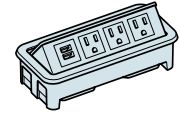
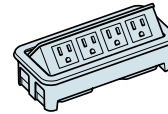
i50 – 3 port, flush-mount module. Bezel dimension: 5-1/2" diameter

i50a – 2 receptacles, 1 dual USB-charging (2amp)

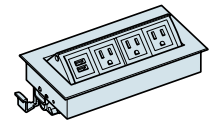
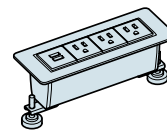
i50b – 3 receptacles

NOTE: On the Fly and Stay Put power modules for 6-Top tables have a standard 15amp, 120" L cord.

Table Power Components



i10 (flip-up)

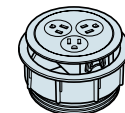
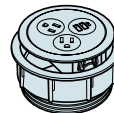


i20 (flush-mount)

i30 (flip-up)

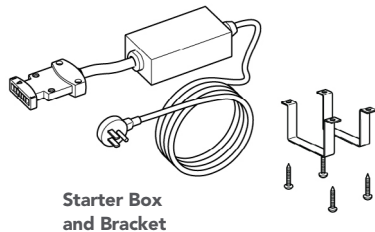
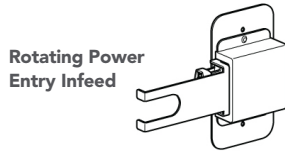
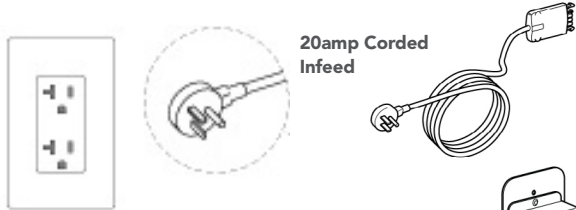
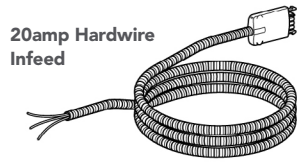
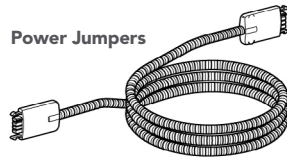
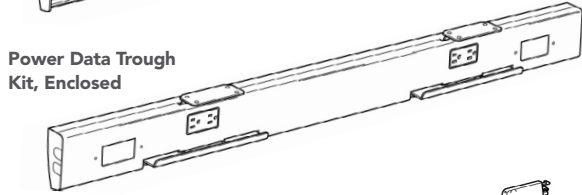
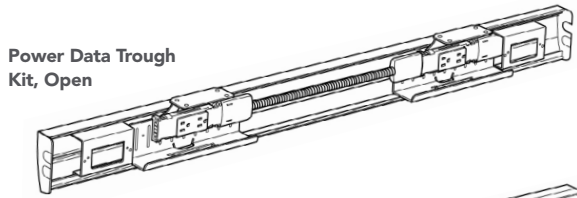


i40 (flush-mount)



i50 (flush-mount)

Table Power Components



Stay Put Power

Power Data Trough Kit

Extruded aluminum trough mounts to underside of worksurface with 2 brackets, providing integrated wire management with power and data access. Trough includes 4 power outlets, two per side, as well as data outlets with voice/data adapter kit. Trough is available on tables with Aluminum Frame Modesty Panel, but not Worksurface-Mounted Modesty Panel. Also unavailable on flip-top tables.

- Exterior faceplate design provides clean, modernist aesthetic
- Enclosed Power Data Trough Kit fastens to trough, providing tamper-proof solution
- Non-sequential functionality
- 4-wire available in one or two circuit power
- Extends full length of table

Power Jumpers: Connect multiple Power Data Trough Kits.

Power Infeed Options

Infeed brings power to the Power Data Trough for each row of tables. One circuit recommended for up to 5 tables. Two circuit recommended for up to 10 tables. Flat bracket for ganging is required for table-to-table power connection and included with the power module kit specified.

20amp Hardwire Infeed: For one and two circuit. Provides traditional access to the building power source at the wall or floor (72" L). Power entry must be installed by licensed electrician. UL listed.

20amp Corded Infeed: For one circuit only. Allows Power Data Trough to be connected to 20amp wall or floor-mounted plug (72" L). UL recognized.

Rotating Power Entry Infeed: For one and two circuit. Replaces wall mounted electrical outlet with power component. Jumper (ordered separately) delivers power to table by connecting to rotating power entry. Rotating Power Entry must be installed by licensed electrician. UL listed.

Move About Power

Starter Box and Bracket: Bring power to tables with no electrician required. Order one starter box for each run/row of tables. Connect up to 8 Power Modules and/or Pass-Through Connectors on one Starter Box*. The Starter Box replaces a traditional infeed with no electrician required. The standard 15amp plug is available in 72" and 120" cord lengths. UL recognized.

*This means you can connect up to 8 power modules on 34", 36", 48", 54" or 60" L tables; or up to 4 power modules/connectors on the 66", 72" or 84" L tables.

NOTE: The Starter Box monitors for the correct number of units. Once connected to power, the indicator light will be green. If more than 8 Power Modules or Pass-Through Connectors are plugged into the Starter Box, power will shut down and the indicator light will be red. To reset, disconnect the extra unit(s) and unplug the Starter Box from power for 15 seconds. Reconnect power to the Starter Box. The indicator light should be green. If the Starter Box is overloaded, the circuit breaker will trip and will have to be reset.

Pass-Through Connector Kit: Use to pass power through a non-powered table that is positioned between two powered tables. Available in various table lengths (34", 36", 48", 54", 60", 66", 72" and 84"). Includes Flexible Ganging Bracket pair.

Half Length: Includes a two-sided shelf design to reduce nesting footprint and provide marker storage, or a place to support flip charts and storyboards. Side one has a 2.6" deep angled shelf and side two has a 1.6" deep square shelf. Two half length units nest approximately 24.3" deep; add 4.4" for each additional unit.

Full Length: Two full length units nest approximately 23" deep; add 3.2" for each additional unit.

Technology Supporting: Install your own technology on side one and select a laminate background (vertical grain direction). Select from markerboard or tackable options for side two. Open or closed storage is required and included with the Technology Supporting unit. Two simplex receptacles (15amp) are included under the shelf (120" cord). Grommet opening dimension for technology panel: 2.4" diameter and centered 9.6" from top edge.

The Technology Supporting unit has been tested to accommodate standard technology requirements including a flush-mounted 42" flat screen and web camera (45 lbs total weight). For applications that require heavier technology, please contact your Customer Service Representative to discuss a custom product solution.

Closed Storage: Cam and dowel construction; 5/8" thermally-fused melamine case with coordinating 2mm ABS edgeband. Doors are 9/16" particle board core with high-pressure laminate and coordinating 2mm ABS edgeband. Door front laminate has vertical grain direction. Stationary center divider and adjustable center shelf has a 14" depth providing 2.5" of clearance in the back. Four compartments provide storage (17.1"L x 14" D x 6.3"H). Exterior dimensions: 36"L x 17.9"D x 14.5"H. Interior dimensions: 34.75"L x 16.6"D x 13.25"H. Pulls match leg finish selection. Two black grommets are installed on the top of the cabinet centered on right and left.

Open Storage: Cam and dowel construction; 5/8" thermally-fused melamine case with coordinating 2mm ABS edgeband. Stationary center divider and adjustable center shelf has a 14" depth providing 2.5" of clearance in the back. Four compartments provide storage (17.1"L x 14" D x 6.3"H). Exterior dimensions: 36"L x 17.25"D x 14.5"H. Interior dimensions: 34.75"L x 16"D x 13.25"H. Two black grommets are installed on the top of the cabinet centered on right and left.

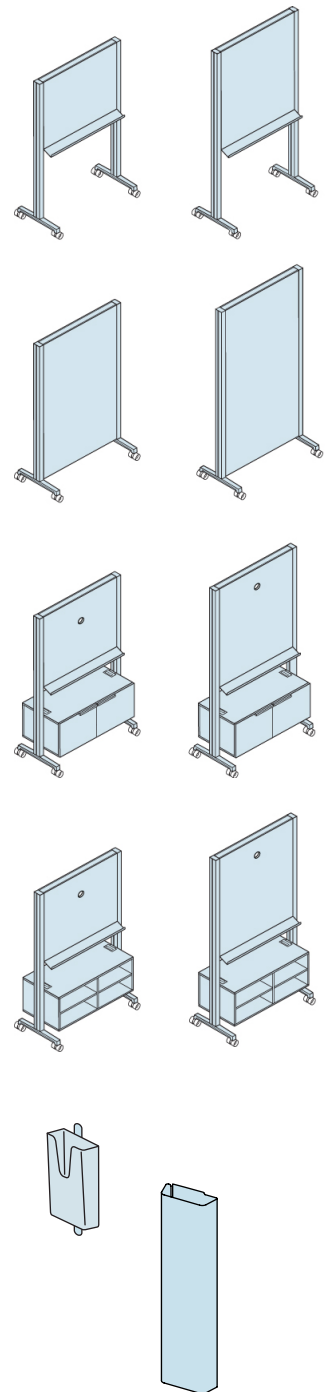
Accessories

Side-Mounted Container: recommended to store markers, eraser, pushpins and more. Steel container mounts to the outside of the frame on all configurations. Recommended for all full length configurations or when additional storage is necessary on the half length configurations. Dimensions: 3"L x 2"D x 5"H.

Vertical Wire Manager available as an accessory. Extruded plastic trough routes cabling vertically from the mounted technology along the Connection Cart frame. Hinges open and close with a clasp. Adhesive tape firmly secures trough to inside of frame. Dimensions: 11"L x 1"D x 3"W.

Shipping: Ships assembled with corner guards and shrink wrap. Cabinets will be individually wrapped and placed on skid between Connection Cart legs.

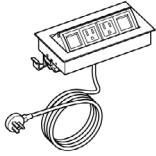
Connection Carts



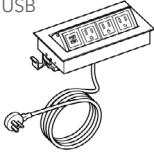
Helpdesk

Standard Flip-Up

2 power, 2 open

**Flip-Up**

3 power/1USB



Construction Details: Aluminum frame modesty panel with sliding laminate (horizontal grain direction) or frosted acrylic infill. Sliding modesty panel provides rear access to cabinets and ships standard with a lock.

Height Adjustment: Standing or seated height options. Pin-height, Crank-height or Electric-height adjustments. Electric-height adjustment with easy push button control; plugs into 15amp outlet. On Crank-height Adjustable Helpdesk, 12 crank revolutions yield 1" of height adjustment.

Cabinets: Optional small and/or large locking cabinets. 5/8" thermally-fused melamine case with coordinating 2mm ABS edgeband. Doors are 9/16" particle board core with high-pressure laminate and coordinating 2mm ABS edgeband; door front laminate matches worksurface laminate finish. Laminate grain direction is vertical. Standard with grommets for wire management. Pulls match leg finish selection.

Power Module: Silver anodized aluminum finish and (120"L) power cord. Standard with flip-up power module (2 receptacles, 2 dual USB) or upgrade to a module with 3 receptacles, 1 dual USB. UL listed.

Lock: Cabinets keyed alike.

Shipping: Ships assembled on a skid with corner guards and shrink wrap. Cabinets will be individually wrapped and placed on skid between Helpdesk legs.

Helpdesk Storage

Small Cabinet: Standard with two adjustable shelves. Black grommets (3.75"L x 1.75"D) installed on top and bottom and centered on the width and 1.5" from back of cabinet.

Cabinet dimensions - standing height

Exterior: 10"L x 18"D x 30"H
Interior: 8.6"L x 17.4"D x 28.75"H

Cabinet dimensions - seated height

Exterior: 10"L x 18"D x 20.5"H
Interior: 8.6"L x 17.3"D x 19.2"H

Large Cabinet: Standard with two adjustable shelves. Black grommets (3.75"L x 1.75"D) installed on top and bottom and centered on the width and 1.5" from back of cabinet.

Cabinet dimensions - standing height

Exterior: 20.4"L x 18"D x 30"H
Interior: 19.1"L x 17.4"D x 28.75"H

Cabinet dimensions - seated height

Exterior: 20.4"L x 18"D x 20.5"H
Interior: 19.1"L x 17.4"D x 19.2"H

NOTE: 2 large cabinets cannot be configured on one Helpdesk.

Large Cabinet with Technology Storage:

19" wide Technology Storage accommodates 12 rack units (RU) on standing height models and 6 rack units (RU) on seated height models. Back side of cabinet is open to provide access to racked technology.

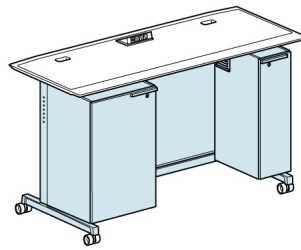
Cabinet dimensions - standing height

Exterior: 20.4"L x 18"D x 30"H
Interior: 19.1"L x 17.4"D x 28.75"H

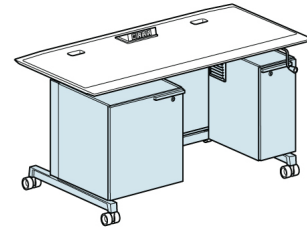
Cabinet dimensions - seated height

Exterior: 20.4"L x 18"D x 20.5"H
Interior: 19.1"L x 17.4"D x 19.2"H

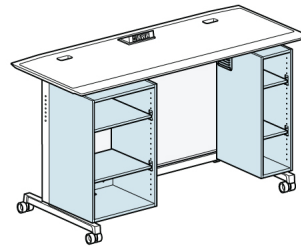
Ventilation Fan: Self-contained fan ideal for venting cabinets and enclosures. Features a large, brushless fan for higher airflow, low noise and long life. When mounted, fan does not vibrate. Fan speed is adjustable. Ventilation fan cover available in white or black.



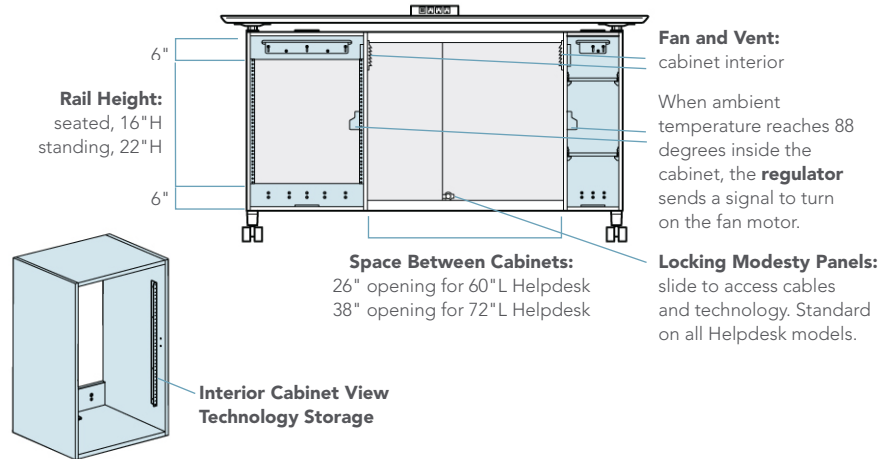
Standing Height



Seated Height

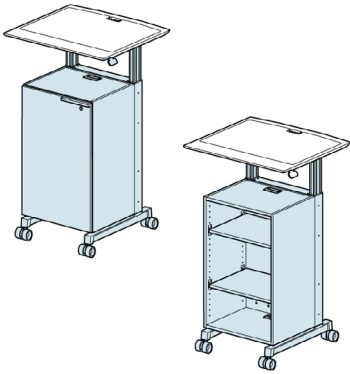


Interior Cabinet View



	Cabinet	Storage Options			
		Storage Only	Vent/Fan	Tech Rack	Tech Rack & Vent/Fan
Standing	small	yes	yes	n/a	n/a
	large	yes	yes	yes	yes
Seated	small	yes	yes	n/a	n/a
	large	yes	yes	yes	yes

Lectern & Buddy



Construction Details

Glides: Using glides reduces overall height 2".

Modesty Panel: Extruded aluminum frame with standard laminate (horizontal grain direction) or optional frosted acrylic infill.

Height Adjustment: Pneumatic-activation lever for continuous height adjustment is located under the worksurface.

Options

Cabinet: Optional locking cabinet for storage and technology. Pulls match leg finish selection. Black grommets installed on top and bottom of cabinet(3.75"L x 1.75"D). 5/8" thermally-fused melamine case with coordinating 2mm ABS edgeband. Doors are 9/16" particle board core with high-pressure laminate and coordinating 2mm ABS edgeband; door front matches worksurface laminate finish. Laminate grain direction is vertical. Standard with two adjustable shelves and grommets for wire management. Optional 19" wide technology storage accommodates 12 rack units (RU). Buddy not available with storage.

Cabinet dimensions

Exterior: 20.4"L x 16"D x 30"H

Interior: 19.1"L x 15.4"D x 28.9"H

Ventilation Fan: Optional on lectern with storage. Ideal for venting cabinets and enclosures. Self-contained fan features a large, brushless fan for higher airflow, low noise and durability. When mounted, fan does not vibrate. Fan speed is adjustable. Ventilation fan cover available in white or black.

Lock: Standard

Shipping: Buddy and Lectern ship assembled. Lectern with storage ships assembled on a skid with corner guards and shrink wrap. Cabinet will be individually wrapped and placed on skid between Lectern legs.

	Storage Options			
	Storage Only	Vent/Fan	Tech Rack	Tech Rack & Vent/Fan
Lectern	yes	left or right	yes	left or right

Construction Details: 5/8" thermally-fused melamine case with coordinating 2mm ABS edgeband. Doors are 9/16" particle board core with high-pressure laminate and coordinating 2mm ABS edgeband. Laminate grain direction is vertical. Four black grommets (3.75"L x 1.75"D); two on rear of cabinet, top right and left; one on top of bottom drawer; one on underside/bottom of cabinet. Pulls match leg finish selection.

Upper Cabinet: Standard with two adjustable shelves and black grommets.

Lower Drawer: Lateral file accommodates horizontal filing.

Lock: Locks on cabinets are keyed alike – upper cabinet, lateral, and rear access panel.

Options

Technology Storage: 19" L x 36.75" H technology storage accommodates 21 rack units (RU).

Option also includes hinged door. Hinged door on backside of cabinet provides access to racked technology.

Cabinet dimensions

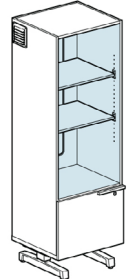
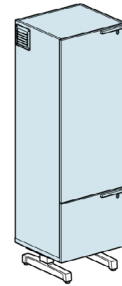
Interior: 19.1" L x 17.4" D x 39" H

Ventilation Fan: Ideal for venting cabinets and enclosures. Self-contained fan features a large, brushless fan for higher airflow, low noise and long life. When mounted, fan does not vibrate. Fan speed is adjustable. Ventilation fan cover available in white or black.

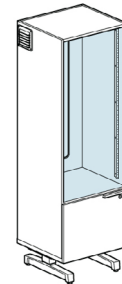
Shipping: Ships assembled.

	Storage Options			
	Storage Only	Vent/Fan	Tech Rack	Tech Rack & Vent/Fan
Media Cabinet	yes	left or right	yes	left or right

Media Cabinet

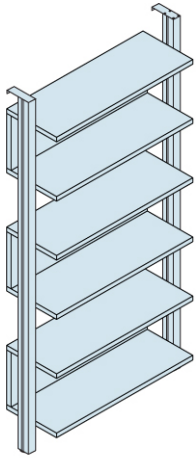


Interior Cabinet View

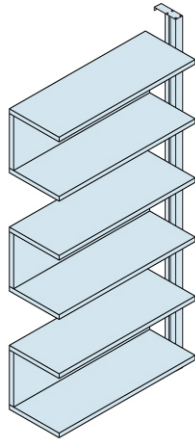


Interior Cabinet View Technology Storage

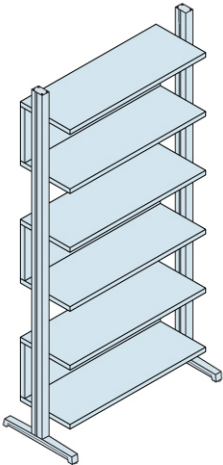
Wall-mounted and Freestanding Bookshelf



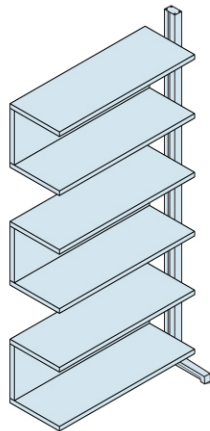
Wall-Mounted Shelf
14"D x 40"L x 81.25"H



Wall-Mounted Add-on Shelf
14"D x 38"L x 81.25"H



Freestanding Shelf
18"D x 40"L x 83.5"H



Freestanding Add-on Shelf
18"D x 38"L x 83.5"H

Shelf: Available as a freestanding or wall-mounted unit. Shelf dimensions are 36"L x 12.5"H with 6 total display surfaces. Extruded aluminum frame supports three C-shaped shelves. Shelves are 1" thick. Shelf units can be mounted in 6" increments facing either direction on frame to allow for dual-sided use. Standard thermally-fused melamine construction or optional high-pressure laminate with horizontal grain direction.

Wall-Mounted Bookshelf: Legs include adjustable glides and hardware for mounting to wall.

Edges: 2mm ABS edgeband (PVC-free).

Add-On Bookshelf: Add to a Bookshelf or another add-on unit. Contains additional shelves and one support leg.

Shipping: Ships knocked down.

Bench

Bench: Extruded aluminum support beam and leg with cast aluminum foot.

In-line Tables: Optional in-line tables provide hard surface for added functionality. 60" bench has one in-line table and 96" bench has two. Tables are laminate with 2mm ABS edgeband.

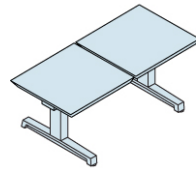
Glides: Adjust 3/4" for uneven floors.

Fabric: Standard in two colors of Momentum Textiles Hue pattern. Fabric is treated with Nano-Tex and DuraBlock™, providing a stain and water-resistant barrier. The process fully permeates the textile, for longer lasting durability compared to a surface finish.

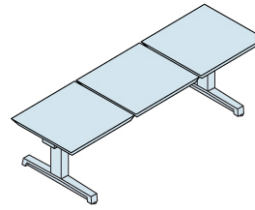
COM: .67 yd

Floor-Mounting Kit: For use with glides on bench, allows permanent floor mounting without damage. Includes four brackets and hardware to mount to concrete. Required & included for 2 seater (48" L model). See Table Options and Accessories section for pricing.

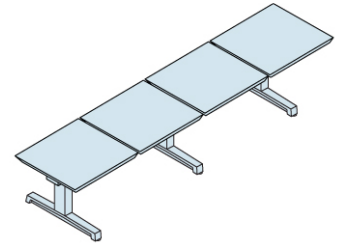
Shipping: Ships assembled.



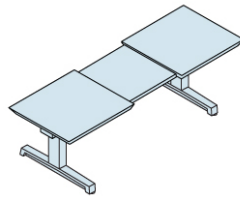
2 Seater



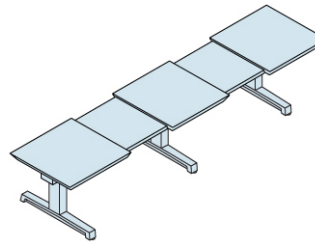
3 Seater



4 Seater



2 Seater
one in-line table



3 Seater
two in-line tables

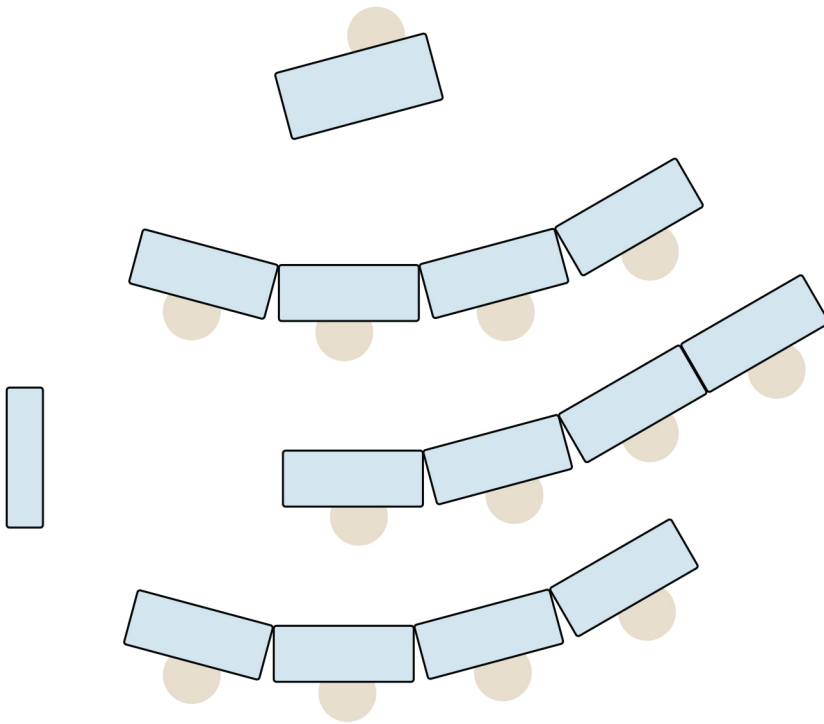
Power Planning

Three different types of power solutions are available. To select the best solution for the space or application, identify how different power needs impact configuration options. **Table-to-table power** requires ganging. Adding ganging and consecutively connected power minimizes flexibility.

Flexibility	On the Fly	Move About	Stay Put	CHI & NY
data*	N	N	Y	Y
electrician needed	N	N	Y	Y
cost	\$	\$\$	\$\$\$	\$\$

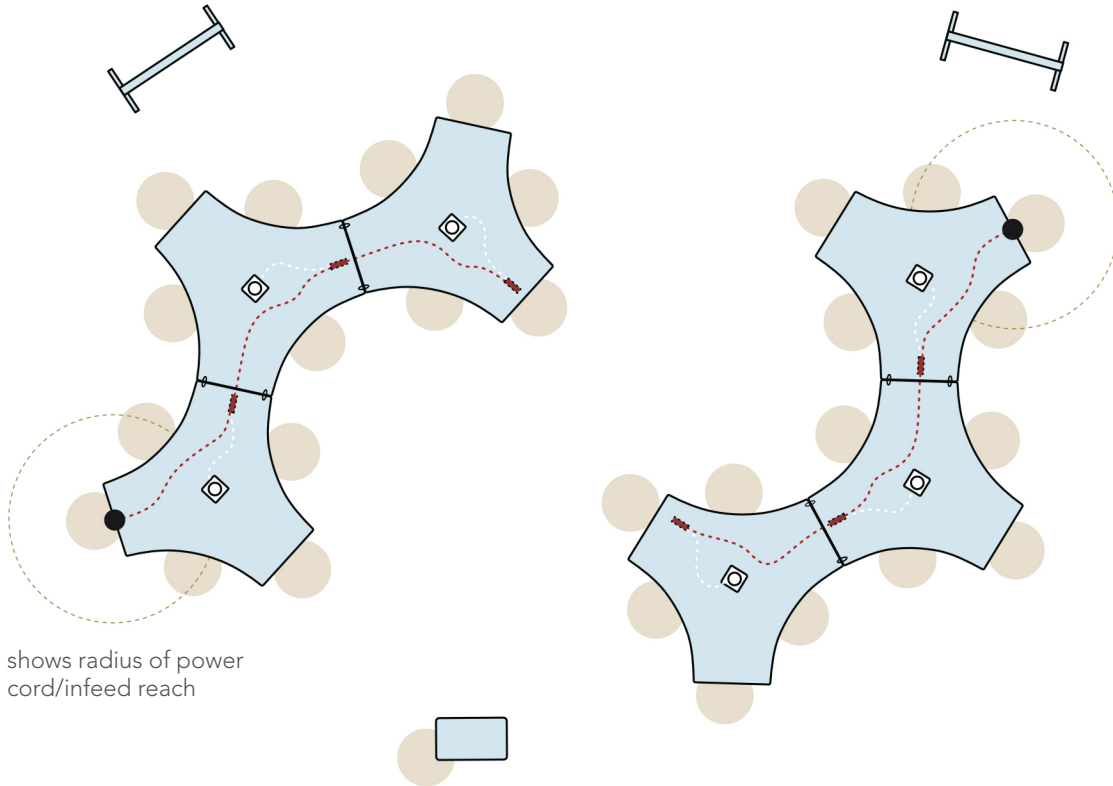
*Stay Put Power Data Trough Kit accommodates data configurations. Data jack adapters included. Customer provides data jacks and cording.

On the Fly **Highly mobile reconfigurations** provide maximum flexibility and the option to reconfigure on the fly, sometimes multiple times per day. Select furniture with more flexibility and/or space saving features that flip or nest. Solutions include surface-mounted power modules that are easily plugged in to a floor receptacle, or no power at all.



Move About

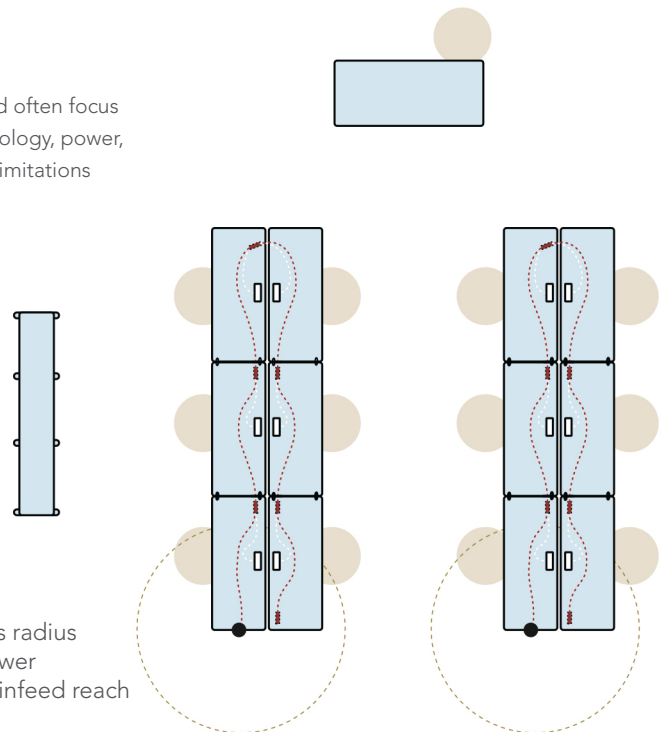
Moderate reconfigurations focus on shifting teaching and learning methods with more furniture movement and moderate flexibility. The power solutions are easy and intuitive for the end user that requires minimal power and data requirements, with heavier focus on charging end user devices. Power components and ganging mechanisms are easier to disconnect (without tools) for occasional reconfiguration.



shows radius of power cord/infeed reach

Stay Put

Stationary configurations have less flexibility and often focus on traditional training applications (computer labs) with heavier technology, power, and data needs. Furniture may be moved for building maintenance. Limitations on power access locations (infeeds) may be present in the space. Chicago and NYC Stay Put options available.



shows radius of power cord/infeed reach

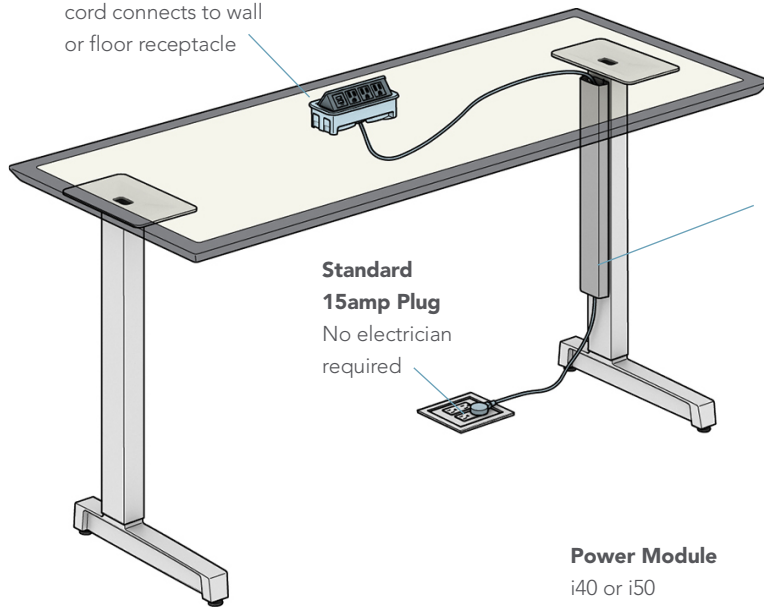
Power Planning

Highly mobile reconfigurations provide maximum flexibility and the option to reconfigure on the fly, sometimes multiple times per day. Select furniture with more flexibility and/or space saving features like flip-top and nesting capabilities. Solutions include surface-mounted power modules that are easily plugged in to a floor receptacle, or no power at all. UL listed.

Power Module

i10, i20 or i30

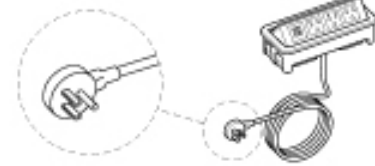
One per table, power cord connects to wall or floor receptacle

**Vertical Wire Manager***

Optional, sold separately

Standard 15amp Plug

No electrician required

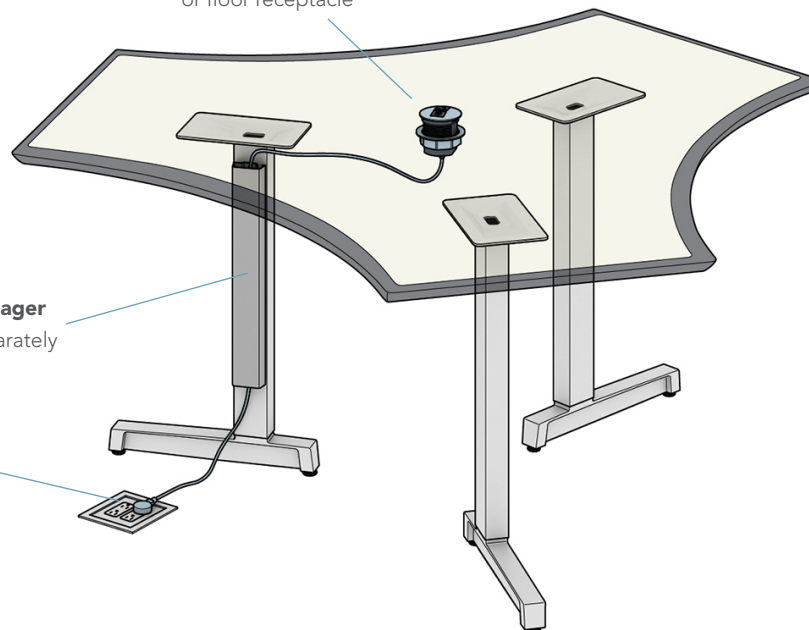


receptacle/plug

Power Module

i40 or i50

One per table, power cord connects to wall or floor receptacle

**Vertical Wire Manager**

Optional, sold separately

Standard 15amp Plug

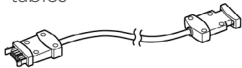
No electrician required

*Horizontal wire manager also available (not shown).

Moderate reconfigurations focus on shifting teaching and learning methods with more furniture movement and moderate flexibility. The power solutions are easy and intuitive for the end user that requires minimal power and data requirements, with heavier focus on charging end user devices. Power components and ganging mechanisms are easier to disconnect (without tools) for occasional reconfiguration. UL recognized.

Pass-Through Connector Kit

Use to pass power through a non-powered table that is positioned between two powered tables



Flexible Ganging Bracket

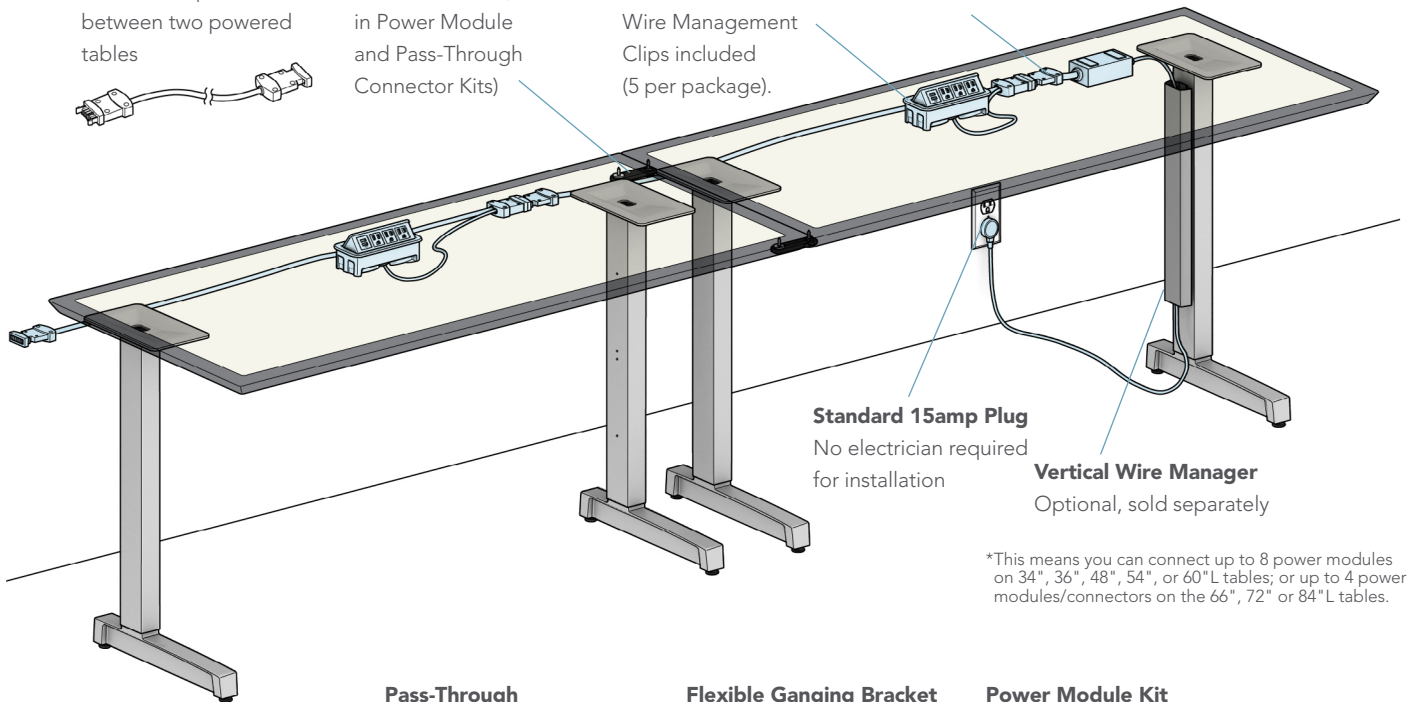
Pair required per table when distributing power between tables (included in Power Module and Pass-Through Connector Kits)

Power Module Kit

i10, i20 or i30
One per table, connects to Starter Box and consecutive table. Wire Management Clips included (5 per package).

Starter Box

Connect up to 8 Power Modules and/or Pass-Through Connector Kits on one Starter Box*



Standard 15amp Plug

No electrician required for installation

Vertical Wire Manager

Optional, sold separately

*This means you can connect up to 8 power modules on 34", 36", 48", 54", or 60" L tables; or up to 4 power modules/connectors on the 66", 72" or 84" L tables.

Pass-Through Connector Kit

Use to pass power through a non-powered table that is positioned between two powered tables

Flexible Ganging Bracket

Pair required per table when distributing power between tables (included in Power Module and Pass-Through Connector Kits)

Power Module Kit

i40 or i50, one per table, connects to Starter Box and consecutive table. Wire Management Clips included (5 per package).

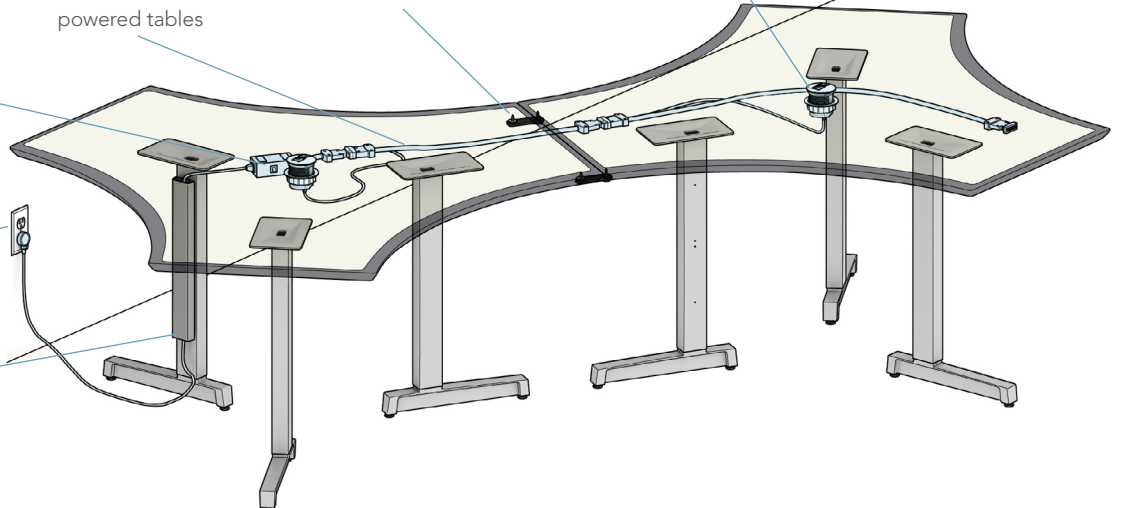
Starter Box

Connect up to 8 Power Modules and/or Pass-Through Connector Kits on one Starter Box*

Standard 15amp Plug

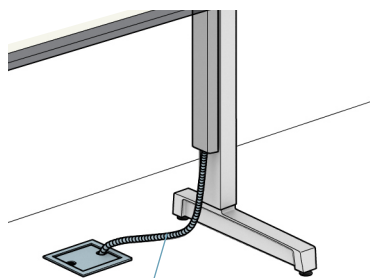
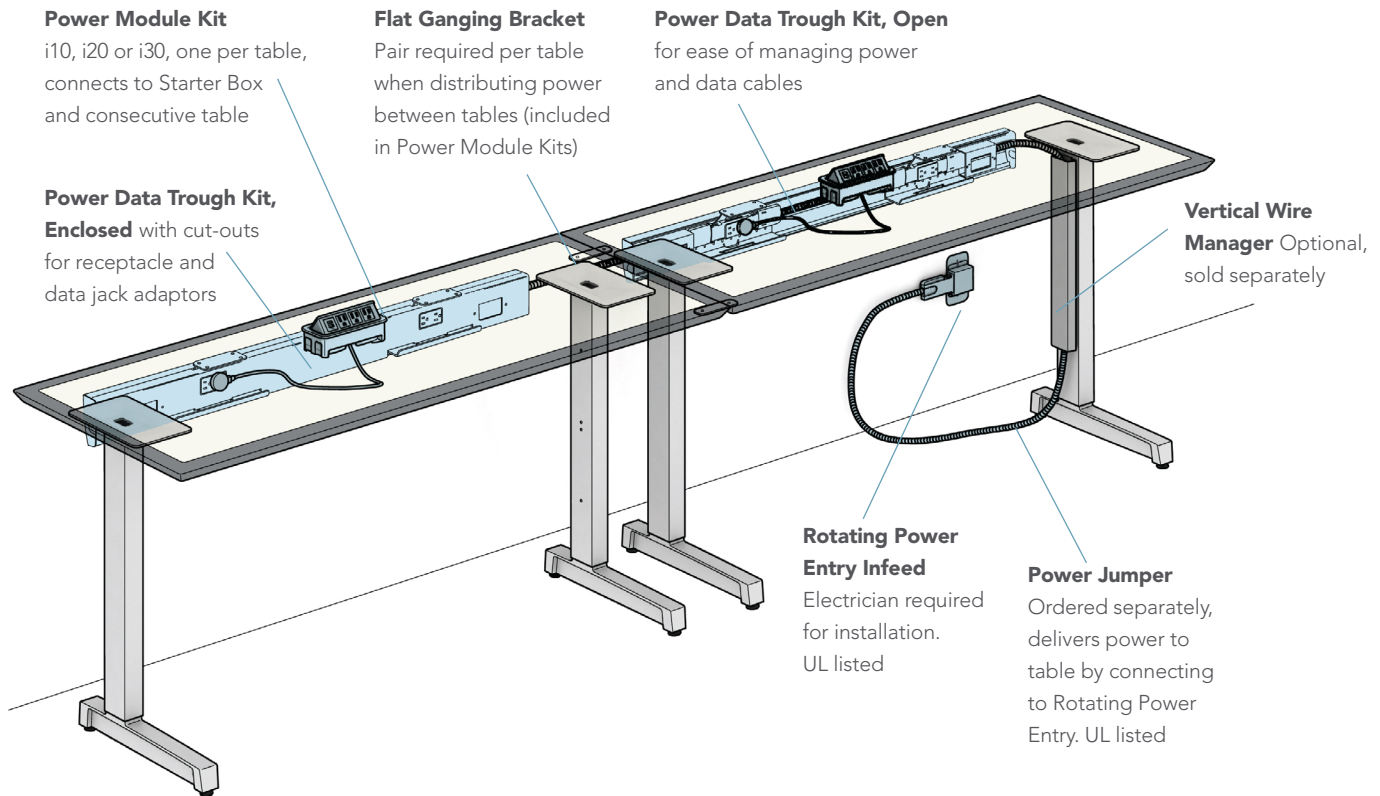
No electrician required

Vertical Wire Manager Optional, sold separately



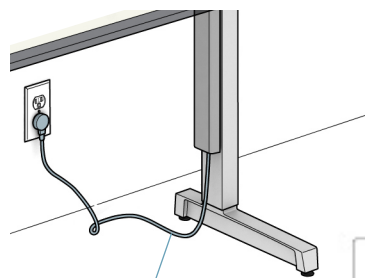
Power Planning

Stationary configurations have less flexibility and often focus on traditional training applications (computer labs) with heavier technology, power, and data needs. Furniture may be moved for building maintenance. Limitations on power access locations (infeeds) may be present in the space.




20amp Hardwire Infeed (72")

Electrician required for installation. UL listed




20amp Corded Infeed (72")

UL recognized



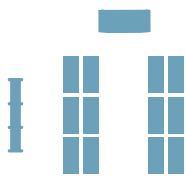
20amp receptacle/plug



Power: On the Fly

Room Capacity 24

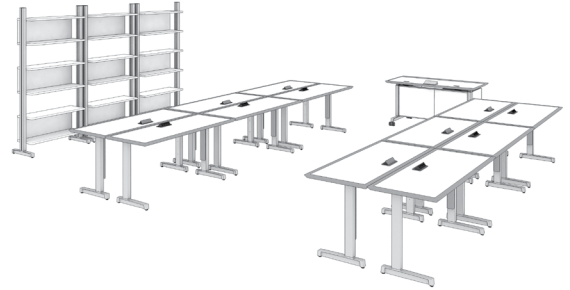
product	qty.	product	qty.
table	12	bench	1
media cabinet	1	buddy	1
bookshelf	5	power module i10	12



Power: Stay Put

Room Capacity 24

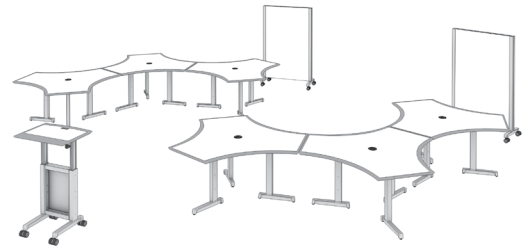
product	qty.	product	qty.
table	12	power data trough kit, open	12
bookshelf	3	infeed	2
helpdesk	1	jumpers	10
power module i10	12		



Power: Move About

Room Capacity 28

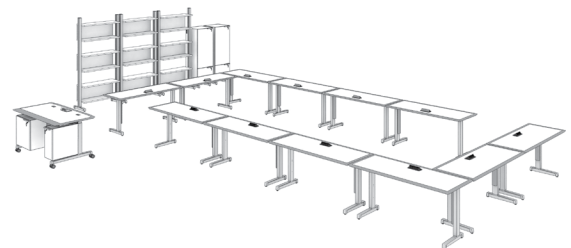
product	qty.	product	qty.
table	6	power module i40 kits	6
connection cart	2	starter box	2
buddy	1		



Power: Move About

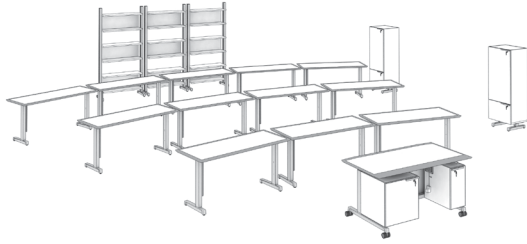
Room Capacity 24

product	qty.	product	qty.
table	12	power module i10 kits	12
media cabinet	2	starter box	2
bookshelf	3	helpdesk	1

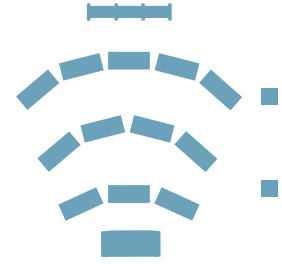


Power: On the Fly

Room Capacity 24

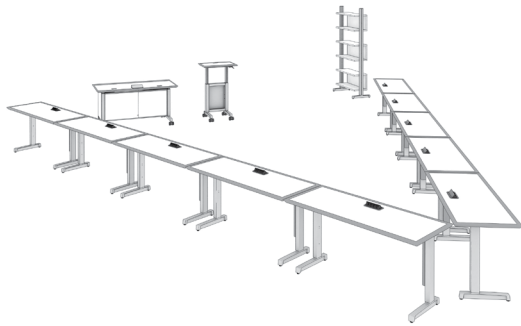


product	qty.	product	qty.
table	12	bookshelf	3
media cabinet	2	helpdesk	1

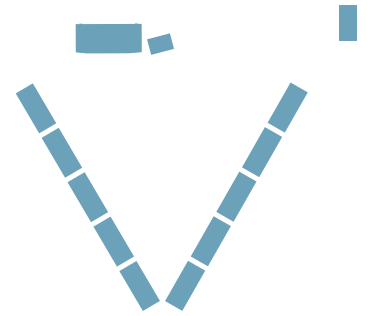


Power: Move About

Room Capacity 20

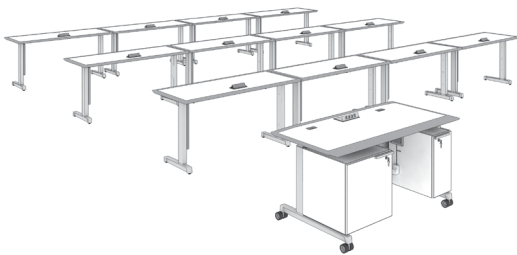


product	qty.	product	qty.
table	10	helpdesk	1
bookshelf	1	power module i10 kits	10
buddy	1	starter box	2




Power: Stay Put

Room Capacity 24

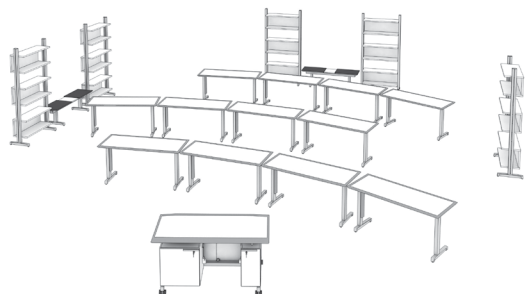


product	qty.	product	qty.
table	12	infeed	3
helpdesk	1	power data trough kit, open	12
power module i10 kits	12	jumper	9

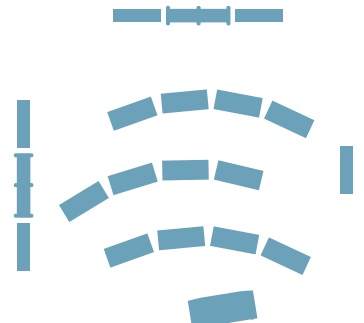


Power: On the Fly

Room Capacity 24



product	qty.	product	qty.
table	12	bench	2
bookshelf	5	helpdesk	1



How to order example:

1. MODEL NUMBER	2. LAMINATE TOP	3. EDGE	4. EDGE FIN-	5. LEG FINISH	6. TABLE OPTIONS	7. LEG HEIGHT	8. POWER MODULE CUT-OUT
RLNTR2036TB	LZ8	LD	U22	P06	MA	06	i10

1. Model Number

2. Laminate Top Finish

core group

LAS	black
LBT	dover white
LDM	pearl
LB4	folkstone
LDQ	platinum
LCB	earth
LDA	citadel
LDC	graphite

classic wood grain

LTS	fusion maple
LSV	monticello maple
LS2	huntington maple
LXW	wild cherry
LS4	versailles anigre
LTW	empire mahogany
LVK	montana walnut
LT6	hemlock

classic pattern

LRC	pewter mesh
LRP	grey mesh
LPD	platinum drops
LWH	white drops
LNT	neutral twill
LSR	sarum twill

evolving wood grain

LCH	cherry riftwood
LCC	smoky brown pear
LZ7	white ash
LZ8	weathered ash
LZ9	natural ash

markerboard

LDW	markerboard
-----	-------------

NOTE: When selecting a **markerboard laminate** option, edge will default to black edgeband or black bear urethane.

non-standard laminate

Call customer service for a quote. Specify mfg. name and code number, upcharge and extended lead times may apply.

3. Edge Profile

edgeband or urethane edge

MM	2mm edgeband
LD	solid urethane

4. Edge Finish

2mm edgeband

E37	black
E30	white
E31	neutral white
E33	folkstone
E32	platinum
E39	earth
E36	citadel
E35	graphite
E38	brown
E34	satın silver
E41	fusion maple
E42	monticello maple
E43	huntington maple
E44	wild cherry
E45	versailles anigre
E40	empire mahogany
E47	montana walnut
E46	hemlock

solid urethane

U02	wolf
U04	dolpin
U05	otter
U06	black bear
U22	hippo
U25	koala
U26	kangaroo
U27	oyster
U32	beaver
U24	cardinal
U13	blue heron
U14	jay
U21	parakeet
U23	oriole

5. Leg Finish

P06	silver
P07	white
P09	charcoal
P10	black
P11	alloy

6. Table Options

ML	aluminum frame, see C-Leg modesty panel pricing matching laminate
MA	aluminum frame, see C-Leg modesty panel pricing frosted acrylic infill
GM	grommet(s), black +\$53
GL	glides (standard) +\$0
CS	casters +\$32 standard color: charcoal outer, cool grey inner

NOTE: Casters not available on café height models. Modesty panel available on standard 29" height tables only.

7. Leg Height

fixed & folding T- & C-leg tables

01	18"	-\$45
02	21"	-\$30
03	25"	-\$15
04	29"	Std

X-base tables

09	18"	+\$0
10	21"	+\$0
11	25"	+\$0
12	29"	Std
13	36"	+\$0
14	42"	+\$0

pin-set T- & C-leg tables

05	27"-33"	Std
06	18"-24"	-\$30

8. Power Module Cut-Out

please select a power module for Rectangular and 6-Top tables only, to allow for cut-out during the manufacturing stage

Rectangular table tops

NO	no power
i10	PWRi10 flip-up
i20	PWRi20 flush-mount
i30	PWRi30 flip-up

NOTE: Power not available on folding tables.

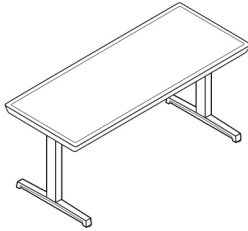
6-Top table tops

NO	no power
i40	PWRi40 flush-mount
i50	PWRi50 flush-mount

NOTE: Stay Put power not available on 6-Top tables. Use On the Fly, Move About, or Chicago/NYC hardware.

You're not done yet. If you completed Step 7 and specified a power module, you now have a hole in your table. You need to order the matching power components separately.

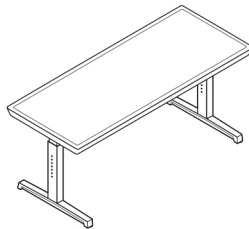
Rectangular Fixed T-Leg



DEPTH	LENGTH	STANDARD HEIGHT *	WEIGHT	MODEL #	2MM EDGE	URETHANE EDGE	MARKER-BOARD
20"	36"	29"	40 lb	RLNTR2036TB	\$686	\$801	+\$165
	48"		49 lb	RLNTR2048TB	\$742	\$857	+\$165
	60"		58 lb	RLNTR2060TB	\$850	\$965	+\$165
	66"		63 lb	RLNTR2066TB	\$857	n/a	+\$200
	72"		67 lb	RLNTR2072TB	\$865	\$980	+\$200
	84"		76 lb	RLNTR2084TB	\$881	n/a	+\$200
24"	36"	29"	46 lb	RLNTR2436TB	\$714	\$829	+\$165
	48"		55 lb	RLNTR2448TB	\$771	\$886	+\$165
	60"		64 lb	RLNTR2460TB	\$884	\$999	+\$165
	66"		69 lb	RLNTR2466TB	\$893	n/a	+\$200
	72"		73 lb	RLNTR2472TB	\$900	\$1,015	+\$200
	84"		82 lb	RLNTR2484TB	\$908	n/a	+\$200
27"	34"	29"	51 lb	RLNTR2734TB	\$735	\$849	+\$165
	36"		52 lb	RLNTR2736TB	\$742	\$857	+\$165
	48"		61 lb	RLNTR2748TB	\$802	\$917	+\$165
	54"		66 lb	RLNTR2754TB	\$856	\$970	+\$165
	60"		70 lb	RLNTR2760TB	\$866	\$981	+\$165
	66"		75 lb	RLNTR2766TB	\$914	n/a	+\$200
	72"		79 lb	RLNTR2772TB	\$936	\$1,051	+\$200
	84"		88 lb	RLNTR2784TB	\$970	n/a	+\$200
30"	60"	29"	76 lb	RLNTR3060TB	\$931	\$1,046	+\$200
	66"		81 lb	RLNTR3066TB	\$945	n/a	+\$200
	72"		85 lb	RLNTR3072TB	\$990	\$1,105	+\$200
	84"		94 lb	RLNTR3084TB	\$1,002	n/a	+\$200

* pricing reflects tables with standard 29" fixed height legs. for optional leg style pricing, refer to step 7 in the **how to order section**.

Rectangular Pin-Height Adjustable T-Leg

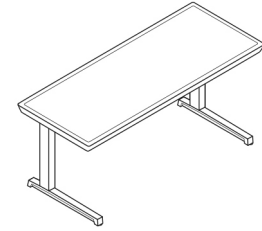


DEPTH	LENGTH	STANDARD HEIGHT *	WEIGHT	MODEL #	2MM EDGE	URETHANE EDGE	MARKER-BOARD
20"	36"	27-33"	42 lb	RLNTR2036TP	\$909	\$1,024	+\$165
	48"		51 lb	RLNTR2048TP	\$965	\$1,080	+\$165
	60"		60 lb	RLNTR2060TP	\$1,073	\$1,188	+\$165
	66"		65 lb	RLNTR2066TP	\$1,080	n/a	+\$200
	72"		69 lb	RLNTR2072TP	\$1,089	\$1,204	+\$200
	84"		78 lb	RLNTR2084TP	\$1,105	n/a	+\$200
24"	36"	27-33"	48 lb	RLNTR2436TP	\$938	\$1,053	+\$165
	48"		57 lb	RLNTR2448TP	\$996	\$1,111	+\$165
	60"		66 lb	RLNTR2460TP	\$1,108	\$1,223	+\$165
	66"		71 lb	RLNTR2466TP	\$1,116	n/a	+\$200
	72"		75 lb	RLNTR2472TP	\$1,124	\$1,239	+\$200
	84"		84 lb	RLNTR2484TP	\$1,132	n/a	+\$200
27"	34"	27-33"	53 lb	RLNTR2734TP	\$959	\$1,073	+\$165
	36"		54 lb	RLNTR2736TP	\$966	\$1,081	+\$165
	48"		63 lb	RLNTR2748TP	\$1,025	\$1,140	+\$165
	54"		68 lb	RLNTR2754TP	\$1,079	\$1,194	+\$165
	60"		72 lb	RLNTR2760TP	\$1,090	\$1,205	+\$165
	66"		77 lb	RLNTR2766TP	\$1,137	n/a	+\$200
	72"		81 lb	RLNTR2772TP	\$1,159	\$1,274	+\$200
	84"		90 lb	RLNTR2784TP	\$1,194	n/a	+\$200
30"	60"	27-33"	78 lb	RLNTR3060TP	\$1,155	\$1,269	+\$200
	66"		83 lb	RLNTR3066TP	\$1,169	n/a	+\$200
	72"		87 lb	RLNTR3072TP	\$1,214	\$1,328	+\$200
	84"		96 lb	RLNTR3084TP	\$1,225	n/a	+\$200

* pricing reflects tables with standard 27"-33" pin-set legs. for optional leg style pricing, refer to step 7 in the **how to order section**.

Rectangular Fixed C-Leg

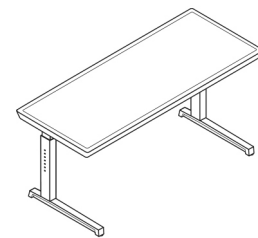
DEPTH	LENGTH	STANDARD HEIGHT *	WEIGHT	MODEL #	2MM EDGE	URETHANE EDGE	MARKER-BOARD	ALUMINUM FRAME MODESTY PANEL	
								LAMINATE	ACRYLIC
20"	36"	29"	40 lb	RLNTR2036CB	\$720	\$835	+\$165	+\$262	+\$339
	48"		49 lb	RLNTR2048CB	\$779	\$894	+\$165	+\$315	+\$391
	60"		58 lb	RLNTR2060CB	\$891	\$1,006	+\$165	+\$404	+\$497
	66"		63 lb	RLNTR2066CB	\$898	n/a	+\$200	+\$430	+\$525
	72"		67 lb	RLNTR2072CB	\$908	\$1,023	+\$200	+\$453	+\$530
	84"		76 lb	RLNTR2084CB	\$922	n/a	+\$200	+\$505	+\$580
24"	36"	29"	46 lb	RLNTR2436CB	\$751	\$866	+\$165	+\$262	+\$339
	48"		55 lb	RLNTR2448CB	\$810	\$925	+\$165	+\$315	+\$391
	60"		64 lb	RLNTR2460CB	\$928	\$1,043	+\$165	+\$404	+\$497
	66"		69 lb	RLNTR2466CB	\$933	n/a	+\$200	+\$430	+\$525
	72"		73 lb	RLNTR2472CB	\$944	\$1,059	+\$200	+\$453	+\$530
	84"		82 lb	RLNTR2484CB	\$949	n/a	+\$200	+\$505	+\$580
27"	34"	29"	51 lb	RLNTR2734CB	\$776	\$890	+\$165	n/a	n/a
	36"		52 lb	RLNTR2736CB	\$780	\$895	+\$165	+\$262	+\$339
	48"		61 lb	RLNTR2748CB	\$842	\$957	+\$165	+\$315	+\$391
	54"		66 lb	RLNTR2754CB	\$897	\$1,012	+\$165	+\$370	+\$470
	60"		70 lb	RLNTR2760CB	\$909	\$1,024	+\$165	+\$404	+\$497
	66"		75 lb	RLNTR2766CB	\$954	n/a	+\$200	+\$430	+\$525
	72"		79 lb	RLNTR2772CB	\$982	\$1,097	+\$200	+\$453	+\$530
	84"		88 lb	RLNTR2784CB	\$1,011	n/a	+\$200	+\$505	+\$580
30"	60"	29"	76 lb	RLNTR3060CB	\$972	\$1,087	+\$200	+\$404	+\$497
	66"		81 lb	RLNTR3066CB	\$986	n/a	+\$200	+\$430	+\$525
	72"		85 lb	RLNTR3072CB	\$1,036	\$1,151	+\$200	+\$453	+\$530
	84"		94 lb	RLNTR3084CB	\$1,043	n/a	+\$200	+\$505	+\$580



* pricing reflects tables with standard 29" fixed height legs. for optional leg style pricing, refer to step 7 in the **how to order section**.

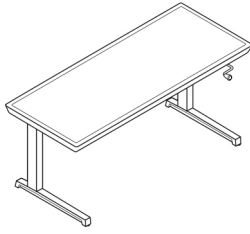
Rectangular Pin-Height Adjustable C-Leg

DEPTH	LENGTH	STANDARD HEIGHT *	WEIGHT	MODEL #	2MM EDGE	URETHANE EDGE	MARKER-BOARD	ALUMINUM FRAME MODESTY PANEL	
								LAMINATE	ACRYLIC
20"	36"	27-33"	42 lb	RLNTR2036CP	\$957	\$1,072	+\$165	+\$262	+\$339
	48"		51 lb	RLNTR2048CP	\$1,013	\$1,128	+\$165	+\$315	+\$391
	60"		60 lb	RLNTR2060CP	\$1,127	\$1,242	+\$165	+\$404	+\$497
	66"		65 lb	RLNTR2066CP	\$1,133	n/a	+\$200	+\$430	+\$525
	72"		69 lb	RLNTR2072CP	\$1,143	\$1,258	+\$200	+\$453	+\$530
	84"		78 lb	RLNTR2084CP	\$1,157	n/a	+\$200	+\$505	+\$580
24"	36"	27-33"	48 lb	RLNTR2436CP	\$984	\$1,099	+\$165	+\$262	+\$339
	48"		57 lb	RLNTR2448CP	\$1,045	\$1,160	+\$165	+\$315	+\$391
	60"		66 lb	RLNTR2460CP	\$1,159	\$1,274	+\$165	+\$404	+\$497
	66"		71 lb	RLNTR2466CP	\$1,169	n/a	+\$200	+\$430	+\$525
	72"		75 lb	RLNTR2472CP	\$1,180	\$1,295	+\$200	+\$453	+\$530
	84"		84 lb	RLNTR2484CP	\$1,184	n/a	+\$200	+\$505	+\$580
27"	34"	27-33"	53 lb	RLNTR2734CP	\$1,011	\$1,126	+\$165	n/a	n/a
	36"		54 lb	RLNTR2736CP	\$1,014	\$1,129	+\$165	+\$262	+\$339
	48"		63 lb	RLNTR2748CP	\$1,077	\$1,192	+\$165	+\$315	+\$391
	54"		68 lb	RLNTR2754CP	\$1,132	\$1,246	+\$165	+\$370	+\$470
	60"		72 lb	RLNTR2760CP	\$1,146	\$1,261	+\$165	+\$404	+\$497
	66"		77 lb	RLNTR2766CP	\$1,190	n/a	+\$200	+\$430	+\$525
	72"		81 lb	RLNTR2772CP	\$1,218	\$1,333	+\$200	+\$453	+\$530
	84"		90 lb	RLNTR2784CP	\$1,246	n/a	+\$200	+\$505	+\$580
30"	60"	27-33"	78 lb	RLNTR3060CP	\$1,208	\$1,322	+\$200	+\$404	+\$497
	66"		83 lb	RLNTR3066CP	\$1,221	n/a	+\$200	+\$430	+\$525
	72"		87 lb	RLNTR3072CP	\$1,268	\$1,383	+\$200	+\$453	+\$530
	84"		96 lb	RLNTR3084CP	\$1,278	n/a	+\$200	+\$505	+\$580



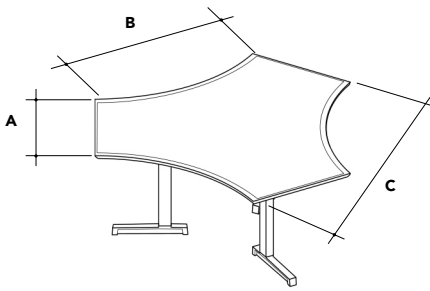
* pricing reflects tables with standard 27"-33" pin-set legs. for optional leg style pricing, refer to step 7 in the **how to order section**.

Rectangular Crank-Height Adjustable C-Leg




DEPTH	LENGTH	OVERALL HEIGHT	WEIGHT	MODEL #	2MM EDGE	URETHANE EDGE	MARKER-BOARD	ALUMINUM FRAME MODESTY PANEL	
								LAMINATE	ACRYLIC
24"	36"	27"-37"	48 lb	RLNTR2436CH	\$1,439	\$1,554	+\$165	+\$262	+\$339
	48"		57 lb	RLNTR2448CH	\$1,548	\$1,663	+\$165	+\$315	+\$391
	60"		66 lb	RLNTR2460CH	\$1,763	\$1,878	+\$165	+\$404	+\$497
	66"		71 lb	RLNTR2466CH	\$1,810	n/a	+\$200	+\$430	+\$525
	72"		75 lb	RLNTR2472CH	\$1,819	\$1,934	+\$200	+\$453	+\$530
	84"		84 lb	RLNTR2484CH	\$1,829	n/a	+\$200	+\$505	+\$580
27"	34"	27"-37"	53 lb	RLNTR2734CH	\$1,623	\$1,738	+\$165	n/a	n/a
	36"		54 lb	RLNTR2736CH	\$1,675	\$1,790	+\$165	+\$262	+\$339
	48"		63 lb	RLNTR2748CH	\$1,710	\$1,825	+\$165	+\$315	+\$391
	54"		68 lb	RLNTR2754CH	\$1,766	\$1,881	+\$165	+\$370	+\$470
	60"		72 lb	RLNTR2760CH	\$1,780	\$1,895	+\$165	+\$404	+\$497
	66"		77 lb	RLNTR2766CH	\$1,835	n/a	+\$200	+\$430	+\$525
	72"		81 lb	RLNTR2772CH	\$1,861	\$1,976	+\$200	+\$453	+\$530
	84"		90 lb	RLNTR2784CH	\$1,903	n/a	+\$200	+\$505	+\$580

6-Top C-Leg



A	B	C	OVERALL HEIGHT	WEIGHT	MODEL #	2MM EDGE	URETHANE EDGE	MARKER-BOARD
27"	42"	60"	18"	92 lb	RLNTR6070KH	\$1,561	\$1,676	+274
27"	42"	60"	21"	94 lb	RLNTR6070MH	\$1,576	\$1,691	+274
27"	42"	60"	25"	95 lb	RLNTR6070LH	\$1,591	\$1,706	+274
27"	42"	60"	29"	96 lb	RLNTR6070CB	\$1,606	\$1,721	+274
27"	42"	60"	36"	98 lb	RLNTR6070SH	\$1,666	\$1,781	+274
27"	42"	60"	42"	99 lb	RLNTR6070CC	\$1,709	\$1,824	+274

Round, Square and Team X-Base

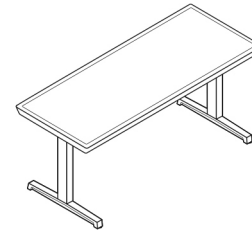


DIAMETER	STANDARD HEIGHT *	WEIGHT	MODEL #	2MM EDGE	URETHANE EDGE	MARKER-BOARD	
ROUND X-BASE							
27"	29"	42 lb	RLNTRND27XB	\$841	\$956	+165	
36"		59 lb	RLNTRND36XB	\$909	\$1,024	+165	
42"		71 lb	RLNTRND42XB	\$1,033	\$1,085	+200	
48"		84 lb	RLNTRND48XB	\$1,136	\$1,251	+200	
SQUARE X-BASE							
27"	29"	47 lb	RLNTSQ27XB	\$841	\$956	+165	
36"		68 lb	RLNTSQ36XB	\$909	\$1,024	+200	
42"		83 lb	RLNTSQ42XB	\$1,033	\$1,148	+200	
TEAM X-BASE							
DEPTH	WIDTH	STANDARD HEIGHT *	WEIGHT	MODEL #	2MM EDGE	URETHANE EDGE	MARKER-BOARD
40"	44"	29"	74 lb	RLNTTM4044XB	\$1,074	\$1,189	+200

* pricing reflects tables with standard 29" X-base. for optional leg style pricing, refer to step 7 in the **how to order section**.

Rectangular Folding T-Leg

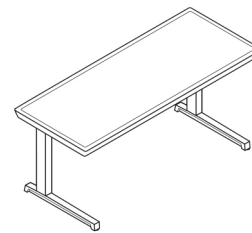
DEPTH	LENGTH	STANDARD HEIGHT *	WEIGHT	MODEL #	2MM EDGE	URETHANE EDGE	MARKER-BOARD
20"	36"	29"	40 lb	RLNTR2036TD	\$1,031	\$1,146	+\$165
	48"		49 lb	RLNTR2048TD	\$1,085	\$1,200	+\$165
	60"		58 lb	RLNTR2060TD	\$1,193	\$1,308	+\$165
	66"		63 lb	RLNTR2066TD	\$1,201	n/a	+\$200
	72"		67 lb	RLNTR2072TD	\$1,211	\$1,326	+\$200
	84"		76 lb	RLNTR2084TD	\$1,225	n/a	+\$200
24"	36"	29"	46 lb	RLNTR2436TD	\$1,058	\$1,173	+\$165
	48"		55 lb	RLNTR2448TD	\$1,151	\$1,266	+\$165
	60"		64 lb	RLNTR2460TD	\$1,227	\$1,342	+\$165
	66"		69 lb	RLNTR2466TD	\$1,237	n/a	+\$200
	72"		73 lb	RLNTR2472TD	\$1,245	\$1,360	+\$200
	84"		82 lb	RLNTR2484TD	\$1,253	n/a	+\$200
27"	34"	29"	51 lb	RLNTR2734TD	\$1,079	\$1,194	+\$165
	36"		52 lb	RLNTR2736TD	\$1,086	\$1,201	+\$165
	48"		61 lb	RLNTR2748TD	\$1,147	\$1,262	+\$165
	54"		66 lb	RLNTR2754TD	\$1,200	\$1,315	+\$165
	60"		70 lb	RLNTR2760TD	\$1,212	\$1,327	+\$165
	66"		75 lb	RLNTR2766TD	\$1,258	n/a	+\$200
	72"		79 lb	RLNTR2772TD	\$1,278	\$1,393	+\$200
	84"		88 lb	RLNTR2784TD	\$1,315	n/a	+\$200
30"	60"	29"	76 lb	RLNTR3060TD	\$1,276	\$1,390	+\$200
	66"		81 lb	RLNTR3066TD	\$1,289	n/a	+\$200
	72"		85 lb	RLNTR3072TD	\$1,342	\$1,456	+\$200
	84"		94 lb	RLNTR3084TD	\$1,346	n/a	+\$200



* pricing reflects tables with standard 29" fixed height legs. for optional leg style pricing, refer to step 7 in the **how to order section**.

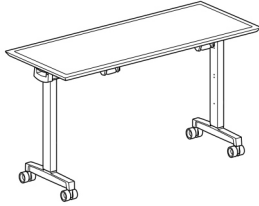
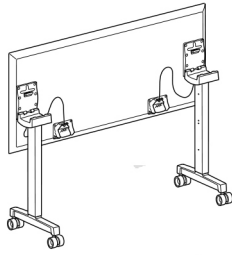
Rectangular Folding C-Leg

DEPTH	LENGTH	STANDARD HEIGHT *	WEIGHT	MODEL #	2MM EDGE	URETHANE EDGE	MARKER-BOARD
20"	36"	29"	40 lb	RLNTR2036CD	\$1,066	\$1,181	+\$165
	48"		49 lb	RLNTR2048CD	\$1,122	\$1,237	+\$165
	60"		58 lb	RLNTR2060CD	\$1,235	\$1,350	+\$165
	66"		63 lb	RLNTR2066CD	\$1,245	n/a	+\$200
	72"		67 lb	RLNTR2072CD	\$1,254	\$1,369	+\$200
	84"		76 lb	RLNTR2084CD	\$1,269	n/a	+\$200
24"	36"	29"	46 lb	RLNTR2436CD	\$1,094	\$1,209	+\$165
	48"		55 lb	RLNTR2448CD	\$1,154	\$1,269	+\$165
	60"		64 lb	RLNTR2460CD	\$1,272	\$1,387	+\$165
	66"		69 lb	RLNTR2466CD	\$1,281	n/a	+\$200
	72"		73 lb	RLNTR2472CD	\$1,289	\$1,404	+\$200
	84"		82 lb	RLNTR2484CD	\$1,297	n/a	+\$200
27"	34"	29"	51 lb	RLNTR2734CD	\$1,124	\$1,238	+\$165
	36"		52 lb	RLNTR2736CD	\$1,124	\$1,239	+\$165
	48"		61 lb	RLNTR2748CD	\$1,187	\$1,302	+\$165
	54"		66 lb	RLNTR2754CD	\$1,244	\$1,359	+\$165
	60"		70 lb	RLNTR2760CD	\$1,255	\$1,370	+\$165
	66"		75 lb	RLNTR2766CD	\$1,302	n/a	+\$200
	72"		79 lb	RLNTR2772CD	\$1,327	\$1,442	+\$200
	84"		88 lb	RLNTR2784CD	\$1,359	n/a	+\$200
30"	60"	29"	76 lb	RLNTR3060CD	\$1,320	\$1,434	+\$200
	66"		81 lb	RLNTR3066CD	\$1,334	n/a	+\$200
	72"		85 lb	RLNTR3072CD	\$1,384	\$1,498	+\$200
	84"		94 lb	RLNTR3084CD	\$1,390	n/a	+\$200



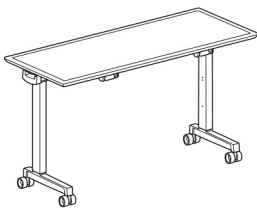
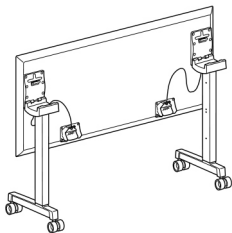
* pricing reflects tables with standard 29" fixed height legs. for optional leg style pricing, refer to step 7 in the **how to order section**.

Rectangular Flip-Top T-Leg



DEPTH	LENGTH	OVERALL HEIGHT	WEIGHT	MODEL #	2MM EDGE	URETHANE EDGE	MARKER-BOARD
20"	36"	29"	40 lb	RLNTR2036TF	\$1,031	\$1,146	+\$165
	48"		49 lb	RLNTR2048TF	\$1,085	\$1,200	+\$165
	60"		58 lb	RLNTR2060TF	\$1,193	\$1,308	+\$165
	66"		63 lb	RLNTR2066TF	\$1,202	n/a	+\$200
	72"		67 lb	RLNTR2072TF	\$1,211	\$1,326	+\$200
	84"		76 lb	RLNTR2084TF	\$1,226	n/a	+\$200
24"	36"	29"	46 lb	RLNTR2436TF	\$1,058	\$1,173	+\$165
	48"		55 lb	RLNTR2448TF	\$1,115	\$1,230	+\$165
	60"		64 lb	RLNTR2460TF	\$1,227	\$1,342	+\$165
	66"		69 lb	RLNTR2466TF	\$1,238	n/a	+\$200
	72"		73 lb	RLNTR2472TF	\$1,245	\$1,360	+\$200
	84"		82 lb	RLNTR2484TF	\$1,254	n/a	+\$200
27"	34"	29"	51 lb	RLNTR2734TF	\$1,080	\$1,195	+\$165
	36"		52 lb	RLNTR2736TF	\$1,086	\$1,201	+\$165
	48"		61 lb	RLNTR2748TF	\$1,147	\$1,262	+\$165
	54"		66 lb	RLNTR2754TF	\$1,201	\$1,316	+\$165
	60"		70 lb	RLNTR2760TF	\$1,212	\$1,327	+\$165
	66"		75 lb	RLNTR2766TF	\$1,259	n/a	+\$200
	72"		79 lb	RLNTR2772TF	\$1,278	\$1,393	+\$200
	84"		88 lb	RLNTR2784TF	\$1,316	n/a	+\$200
30"	60"	29"	76 lb	RLNTR3060TF	\$1,277	\$1,391	+\$200
	66"		81 lb	RLNTR3066TF	\$1,290	n/a	+\$200
	72"		85 lb	RLNTR3072TF	\$1,342	\$1,456	+\$200
	84"		94 lb	RLNTR3084TF	\$1,347	n/a	+\$200

Rectangular Flip-Top C-Leg

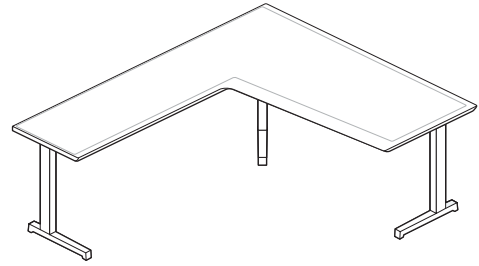


DEPTH	LENGTH	OVERALL HEIGHT	WEIGHT	MODEL #	2MM EDGE	URETHANE EDGE	MARKER-BOARD	ALUMINUM FRAME MODESTY PANEL	
								LAMINATE	ACRYLIC
20"	36"	29"	40 lb	RLNTR2036CF	\$1,066	\$1,181	+\$165	+\$262	+\$339
	48"		49 lb	RLNTR2048CF	\$1,122	\$1,237	+\$165	+\$315	+\$391
	60"		58 lb	RLNTR2060CF	\$1,235	\$1,350	+\$165	+\$404	+\$497
	66"		63 lb	RLNTR2066CF	\$1,245	n/a	+\$200	+\$430	+\$525
	72"		67 lb	RLNTR2072CF	\$1,254	\$1,369	+\$200	+\$453	+\$530
	84"		76 lb	RLNTR2084CF	\$1,269	n/a	+\$200	+\$505	+\$580
24"	36"	29"	46 lb	RLNTR2436CF	\$1,094	\$1,209	+\$165	+\$262	+\$339
	48"		55 lb	RLNTR2448CF	\$1,154	\$1,269	+\$165	+\$315	+\$391
	60"		64 lb	RLNTR2460CF	\$1,272	\$1,387	+\$165	+\$404	+\$497
	66"		69 lb	RLNTR2466CF	\$1,281	n/a	+\$200	+\$430	+\$525
	72"		73 lb	RLNTR2472CF	\$1,289	\$1,404	+\$200	+\$453	+\$530
	84"		82 lb	RLNTR2484CF	\$1,297	n/a	+\$200	+\$505	+\$580
27"	34"	29"	51 lb	RLNTR2734CF	\$1,124	\$1,238	+\$165	n/a	n/a
	36"		52 lb	RLNTR2736CF	\$1,124	\$1,239	+\$165	+\$262	+\$339
	48"		61 lb	RLNTR2748CF	\$1,187	\$1,302	+\$165	+\$315	+\$391
	54"		66 lb	RLNTR2754CF	\$1,244	\$1,359	+\$165	+\$370	+\$470
	60"		70 lb	RLNTR2760CF	\$1,256	\$1,371	+\$165	+\$404	+\$497
	66"		75 lb	RLNTR2766CF	\$1,302	n/a	+\$200	+\$430	+\$525
	72"		79 lb	RLNTR2772CF	\$1,327	\$1,442	+\$200	+\$453	+\$530
	84"		88 lb	RLNTR2784CF	\$1,359	n/a	+\$200	+\$505	+\$580
30"	60"	29"	76 lb	RLNTR3060CF	\$1,320	\$1,434	+\$200	+\$404	+\$497
	66"		81 lb	RLNTR3066CF	\$1,334	n/a	+\$200	+\$430	+\$525
	72"		85 lb	RLNTR3072CF	\$1,384	\$1,498	+\$200	+\$453	+\$530
	84"		94 lb	RLNTR3084CF	\$1,390	n/a	+\$200	+\$505	+\$580

Anti-Corner Fixed C-Leg

DEPTH	WIDTH	STANDARD HEIGHT *	WEIGHT	MODEL #	2MM EDGE	URETHANE EDGE	MARKER-BOARD
18"/27"	72/60"	29"	103 lb	RLNTAC6072LCB	\$1,685	\$1,800	+\$274
			103 lb	RLNTAC6072RCB	\$1,685	\$1,800	+\$274

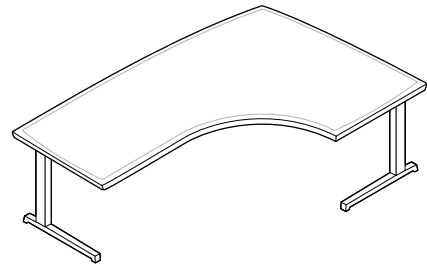
* pricing reflects tables with standard 29" fixed height legs. for optional leg style pricing, refer to step 7 in the **how to order section**.
 ** wire management: order RLNWMT72



Extended-Corner Fixed C-Leg

DEPTH	WIDTH	STANDARD HEIGHT *	WEIGHT	MODEL #	2MM EDGE	URETHANE EDGE	MARKER-BOARD
27"	48/72"	29"	105 lb	RLNTEC4872LCB	\$1,617	\$1,732	+\$200
			105 lb	RLNTEC4872RCB	\$1,617	\$1,732	+\$200

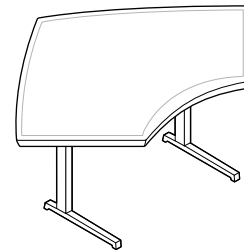
* pricing reflects tables with standard 29" fixed height legs. for optional leg style pricing, refer to step 7 in the **how to order section**.
 ** wire management: order RLNWMT72



Corner Fixed C-Leg

DEPTH	WIDTH	OVERALL WIDTH	STANDARD HEIGHT *	WEIGHT	MODEL #	2MM EDGE	URETHANE EDGE	MARKER-BOARD
27"	48"	68"	29"	77 lb	RLNTC2768CB	\$1,543	\$1,658	+\$200

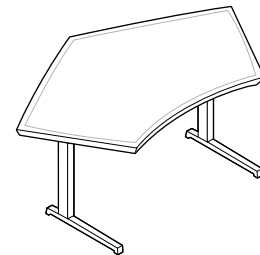
* pricing reflects tables with standard 29" fixed height legs. for optional leg style pricing, refer to step 7 in the **how to order section**.
 ** wire management: order RLNWMT48



120 Degree Fixed C-Leg

DEPTH	WIDTH	OVERALL WIDTH	STANDARD HEIGHT *	WEIGHT	MODEL #	2MM EDGE	URETHANE EDGE	MARKER-BOARD
27"	36"	62"	29"	68 lb	RLNT1202736CB	\$1,085	\$1,200	+\$200
	45"	83"		86 lb	RLNT1202745CB	\$1,178	\$1,293	+\$200

* pricing reflects tables with standard 29" fixed height legs. for optional leg style pricing, refer to step 7 in the **how to order section**.
 ** wire management: for 2736, order RLNWMT36; for 2745, order RLNWMT48



Half Round Fixed T-Base

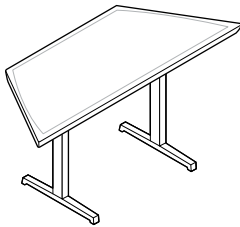


DEPTH	WIDTH	STANDARD HEIGHT *	WEIGHT	MODEL #	2MM EDGE	URETHANE EDGE	MARKER-BOARD
24"	48"	29"	45 lb	RLNTHR2448TB	\$750	n/a	+\$165
27"	53"		52 lb	RLNTHR2753TB	\$850	\$965	+\$200

* pricing reflects tables with standard 29" fixed height legs. for optional leg style pricing, refer to step 7 in the **how to order section**.

** wire management: for table size 2448, order RLNWMT48; for table size 2754, order RLNWMT54

Trapezoid Fixed T-Base



DEPTH	WIDTH	STANDARD HEIGHT *	WEIGHT	MODEL #	2MM EDGE	URETHANE EDGE	MARKER-BOARD
24"	48"	29"	40 lb	RLNTTR2448TB	\$825	n/a	+\$165
27"	60"		50 lb	RLNTTR2760TB	\$925	\$1,040	+\$200

* pricing reflects tables with standard 29" fixed height legs. for optional leg style pricing, refer to step 7 in the **how to order section**.

** wire management: for table size 2448, order RLNWMT48; for table size 2760, order RLNWMT60

How to order example:

1. WORKSURFACE-MOUNTED MODESTY PANEL	2. MODESTY PANEL TOP FINISH	3. MODESTY PANEL EDGE FINISH	4. MODESTY PANEL BRACKET FINISH
RLNMODP36	LBT	E34	P06

1. Worksurface-Mounted Modesty Panel

for non-powered or On The Fly tables

	table length
RLNMODP36	36"
RLNMODP48	48"
RLNMODP54	54"
RLNMODP60	60"
RLNMODP66	66"
RLNMODP72	72"
RLNMODP84	84"

for powered tables (modesty is 6" shorter than overall worksurface length)

RLNMODP36P	36"
RLNMODP48P	48"
RLNMODP54P	54"
RLNMODP60P	60"
RLNMODP60P	66"
RLNMODP72P	72"
RLNMODP84P	84"

2. Modesty Panel Top Finish

laminate

core group

LAS	black
LBT	dover white
LDM	pearl
LB4	folkstone
LDQ	platinum
LCB	earth
LDA	citadel
LDC	graphite

classic wood grain

LTS	fusion maple
LSV	monticello maple
LS2	huntington maple
LXW	wild cherry
LS4	versailles anigre
LTW	empire mahogany
LVK	montana walnut
LT6	hemlock

classic pattern

LRC	pewter mesh
LRP	grey mesh
LPD	platinum drops
LWH	white drops
LNT	neutral twill
LSR	sarum twill

evolving wood grain

LCC	smoky brown pear
LZ7	white ash
LZ8	weathered ash
LZ9	natural ash
LCH	cherry riftwood

non-standard laminate

Call customer service for a quote. Specify mfg. name and code number, upcharge and extended lead times may apply.

3. Modesty Panel Edge Finish

2mm edgeband

E37	black
E30	white
E31	neutral white
E33	folkstone
E32	platinum
E39	earth
E36	citadel
E35	graphite
E38	brown
E34	satin silver
E41	fusion maple
E42	monticello maple
E43	huntington maple
E44	wild cherry
E45	versailles anigre
E40	empire mahogany
E47	montana walnut
E46	hemlock

4. Modesty Panel Bracket Finish

P06	silver
P07	white
P09	charcoal
P10	black
P11	alloy

How to order example:

1. ACCESSORY	WIRE MANAGEMENT TROUGH COLOR
RLNVWMT60	T95

1. Accessories

floor mounting kit

RLNACCPMB (pkg of 4)

flat ganging bracket

PWRFLATG (pair, for ganging)

flexible ganging bracket

PWRFLEXG

NOTE: Ganging brackets are included for table-to-table power (Move About and Stay Put)

cable keeper RLNACCK (pkg of 12)

wire management clip PWRWMCLIP (pkg of 12)

NOTE: Clips are included for table-to-table power wire management (Move About only)

vertical wire management trough, kit

	trough length
RLNVWMT	18"
T95 Black	
T96 Satin Silver	

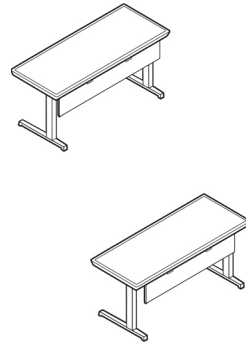
horizontal wire management trough, kit

	table length
RLNWMT34	34"
RLNWMT36	36"
RLNWMT48	48"
RLNWMT54	54"
RLNWMT60	60"
RLNWMT66	66"
RLNWMT72	72"
RLNWMT84	84"

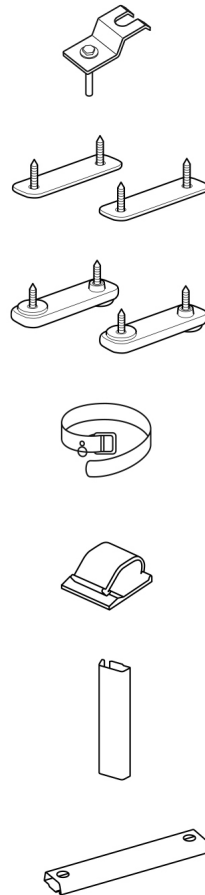
T95 Black only

NOTE:

34" & 36" kit includes one 14"L trough
48"L, 54"L & 60"L kits include two 14"L troughs
66", 72", 84" kit includes two 26"L troughs



PRODUCT DESCRIPTION	WORK-SURFACE LENGTH	MODEL #	LIST PRICE
Worksurface-Mounted Modesty Panel for non-powered or On The Fly tables	36"	RLNMODP36	\$213
	48"	RLNMODP48	\$235
	54"	RLNMODP54	\$246
	60"	RLNMODP60	\$256
	66"	RLNMODP66	\$268
	72"	RLNMODP72	\$279
	84"	RLNMODP84	\$301
Worksurface-Mounted Modesty Panel for consecutively powered tables	36"	RLNMODP36P	\$213
	48"	RLNMODP48P	\$235
	54"	RLNMODP54P	\$246
	60"	RLNMODP60P	\$256
	66"	RLNMODP66P	\$268
	72"	RLNMODP72P	\$279
	84"	RLNMODP84P	\$301



PRODUCT DESCRIPTION	QTY IN PACKAGE	MODEL #	LIST PRICE
floor mounting kit	4	RLNACCPMB	\$33
flat ganging bracket	2	PWRFLATG	\$22
flexible ganging bracket	2	PWRFLEXG	\$22
cable keeper	12	RLNACCCK	\$33
wire management clip	5	PWRWMCLIP	\$6
vertical wire management trough	1	RLNVWMT	\$28
horizontal wire management trough kit	1	RLNWMT34	\$76
		RLNWMT36	
		RLNWMT48	
		RLNWMT54	
		RLNWMT60	
		RLNWMT66	
		RLNWMT72	
RLNWMT84			

On the Fly

Maximum flexibility, reconfigure on the fly (multiple times per day)

How to order example:

1. POWER MODULE

2. POWER MODULE
COLOR/FINISH

PWRi10aOF

AV

1. Power Module

Order one Power Module for each powered table. Module selection should be identical to the power module cut-out specified in the table configuration.

Available on rectangular or 6-Top tables only.

NOTE: On The Fly power modules are UL listed.

for rectangular tables (72" cord length)

PWRi10aOF
(flip-up, 4 power)

PWRi10bOF
(flip-up, 3 power,
1 dual USB charging)

PWRi20OF white or black
(flush-mount, 3 power,
1 dual USB charging)

PWRi30OF
(flip-up, 3 power,
1 dual USB charging)

for 6-Top tables (120" cord length)

PWRi40aOF
(flush-mount, 1 power,
1 dual USB charging)

PWRi40bOF
(flush-mount, 2 power)

PWRi50aOF
(flush-mount, 2 power,
1 dual USB charging)

PWRi50bOF
(flush-mount, 3 power)

2. Power Module Color/Finish

i10 power module

AV white, high gloss
C black, high gloss

i20 power module

Z07 white powder coat
Z06 black powder coat

i30 power module

EFA clear anodized aluminum,
gray windows/USB, black
simplex

i40 power module

DZC metallic silver powder coat,
black simplex/USB inserts

i50 power module

Z130 white soft touch finish
Z131 black soft touch finish

On the Fly

Maximum flexibility, reconfigure on the fly (multiple times per day)

	PRODUCT DESCRIPTION	MODEL #	LIST PRICE
	i10a flip-up 4 power	PWRi10aOF	\$220
		i10b flip-up 3 power, 1 dual USB	PWRi10bOF
		i20 flush-mount 3 power, 1 dual USB	PWRi20OF
		black \$341	
	i30 flip-up 3 power, 1 dual USB	PWRi30OF	\$356
		i40a flush-mount 1 power, 1 dual USB	PWRi40aOF
		i40b flush-mount 2 power	PWRi40bOF
		i50a flush-mount 2 power, 1 dual USB	PWRi50aOF
		black \$262	
	i50b flush-mount 3 power	PWRi50bOF	\$202

Move About

Moderate flexibility for occasionally reconfigured applications

How to order example:

1. POWER MODULE KIT

2. POWER MODULE
COLOR/FINISH

PWRi10MA36

C

1. Power Module Kit

Order one Power Module for each powered table. Module selection should be identical to the power module cut-out specified in the table configuration.

Available on rectangular or 6-Top tables only.

NOTE: Move About Power Module Kits are UL recognized.

for rectangular tables (72" cord length)

	table length
PWRi10MA34	34"
PWRi10MA36	36"
PWRi10MA48	48"
PWRi10MA54	54"
PWRi10MA60	60"
PWRi10MA66	66"
PWRi10MA72	72"
PWRi10MA84	84"
(flip-up, 3 power, 1 dual USB charging)	
PWRi20MA34	34"
PWRi20MA36	36"
PWRi20MA48	48"
PWRi20MA54	54"
PWRi20MA60	60"
PWRi20MA66	66"
PWRi20MA72	72"
PWRi20MA84	84"
(flush-mount, 3 power, 1 dual USB charging)	
PWRi30MA34	34"
PWRi30MA36	36"
PWRi30MA48	48"
PWRi30MA54	54"
PWRi30MA60	60"
PWRi30MA66	66"
PWRi30MA72	72"
PWRi30MA84	84"
(flip-up, 3 power, 1 dual USB charging)	

for 6-Top tables (120" cord length)

PWRi40aMA6T	(flush-mount, 1 power, 1 dual USB charging)
PWRi40bMA6T	(flush-mount, 2 power)
PWRi50aMA6T	(flush-mount, 2 power, 1 dual USB charging)
PWRi50bMA6T	(flush-mount, 3 power)

2. Power Module Kit Color/Finish

i10 power module

C	white, high gloss
AV	black, high gloss

i20 power module

Z07	white powder coat
Z06	black powder coat

i30 power module

EFA	clear anodized aluminum, gray windows/USB, black simplex
-----	--

i40 power module

DZC	metallic silver powder coat, black simplex/USB inserts
-----	--

i50 power module

Z130	white soft touch finish
Z131	black soft touch finish

NOTE: Flexible ganging bracket (pair) and wire management clips (5/pkg) included with each Move About Power Module Kit and Connector Kit.

How to order example:

1. STARTER BOX
& BRACKET

PWRSTART72

1. Starter Box & Bracket

PWRSTART72	72"
PWRSTART120	120"

NOTE: Order one Starter Box for each run/row of tables. Connect up to 8 Power Modules or Pass-Through Connectors on one Starter Box.

How to order example:

1. PASS-THROUGH
CONNECTOR KIT

PWRPASS36

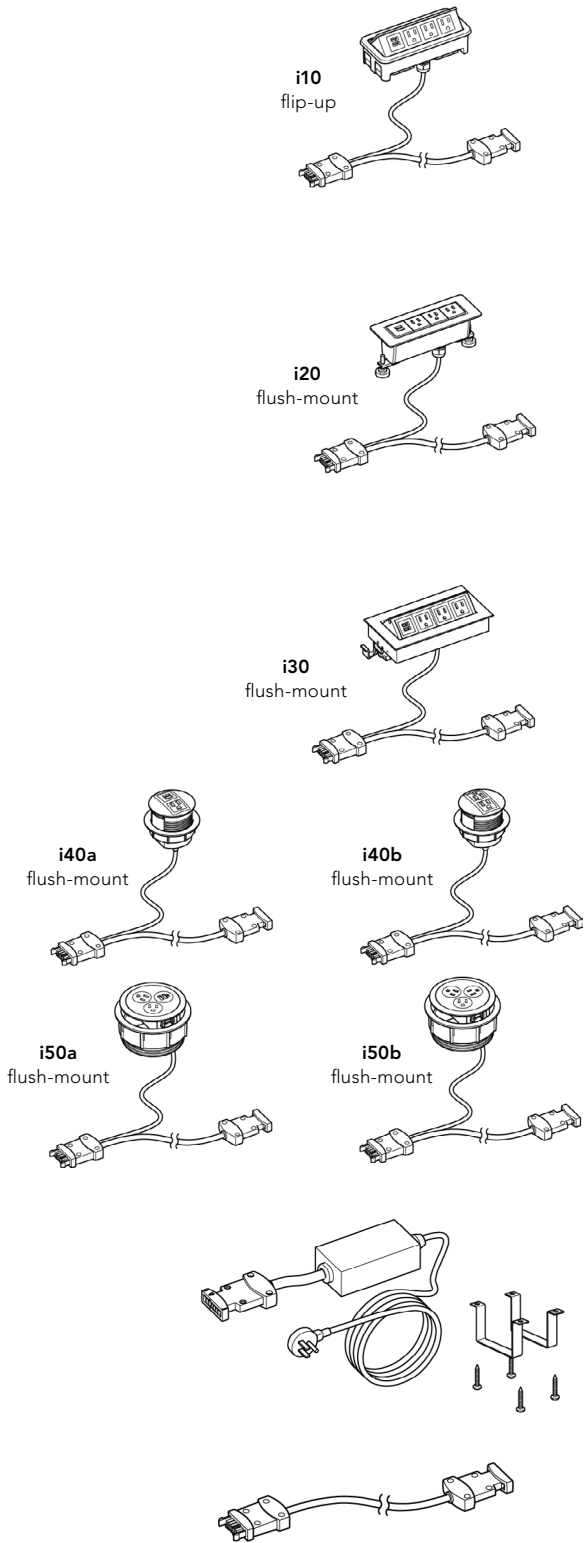
1. Pass-Through Connector KIT

	table length
PWRPASS34	34"
PWRPASS36	36"
PWRPASS48	48"
PWRPASS54	54"
PWRPASS60	60"
PWRPASS66	66"
PWRPASS72	72"
PWRPASS84	84"

NOTE: Use to pass power through a non-powered table that is positioned between two powered tables. Order one for each non-powered table.

Move About

Moderate flexibility for occasionally reconfigured applications



PRODUCT DESCRIPTION	TABLE LENGTH	MODEL #	LIST PRICE	
i10 flip-up 3 power, 1 dual USB	34	PWRi10MA34	\$339	
	36	PWRi10MA36	\$340	
	48	PWRi10MA48	\$341	
	54	PWRi10MA54	\$342	
	60	PWRi10MA60	\$343	
	66	PWRi10MA66	\$395	
	72	PWRi10MA72	\$398	
	84	PWRi10MA84	\$405	
i20 flush-mount 3 power, 1 dual USB	34	PWRi20MA34	white \$323 black \$386	
	36	PWRi20MA36	white \$324 black \$387	
	48	PWRi20MA48	white \$325 black \$388	
	54	PWRi20MA54	white \$326 black \$389	
	60	PWRi20MA60	white \$327 black \$390	
	66	PWRi20MA66	white \$381 black \$444	
	72	PWRi20MA72	white \$382 black \$445	
	84	PWRi20MA84	white \$385 black \$448	
	i30 flip-up 3 power, 1 dual USB	34	PWRi30MA34	\$393
		36	PWRi30MA36	\$394
		48	PWRi30MA48	\$396
		54	PWRi30MA54	\$397
60		PWRi30MA60	\$398	
66		PWRi30MA66	\$399	
72		PWRi30MA72	\$400	
84		PWRi30MA84	\$403	
i40a flush-mount 1 power, 1 dual USB		PWRi40aMA6T	\$301	
i40b flush-mount 2 power		PWRi40bMA6T	\$243	
i50a flush-mount 2 power, 1 dual USB		PWRi50aMA6T	\$380	
i50b flush-mount 3 power		PWRi50bMA6T	\$357	

PRODUCT DESCRIPTION	TABLE LENGTH	MODEL #	LIST PRICE
starter box & bracket	72	PWRSTART72	\$281
	120	PWRSTART120	\$289

PRODUCT DESCRIPTION	TABLE LENGTH	MODEL #	LIST PRICE
pass-through connector kit	34	PWRPASS34	\$94
	36	PWRPASS36	\$95
	48	PWRPASS48	\$98
	54	PWRPASS54	\$99
	60	PWRPASS60	\$100
	66	PWRPASS66	\$152
	72	PWRPASS72	\$153
	84	PWRPASS84	\$157

Stay Put

Stationary power for fixed applications (for rectangular tables only)

How to order example:

- 1. POWER MODULE KIT
- 2. POWER MODULE COLOR/FINISH

1. Power Module Kit

Order one Power Module for each powered table. Module selection should be identical to the power module cut-out specified in the table configuration.

Available on rectangular or 6-Top tables only.

NOTE: Stay Put Power Module Kits are UL listed.

for rectangular tables (72" cord length)

- PWRi10SP (flip-up, 3 power 1 data)
- PWRi20SP (flush-mount, 3 power 1 data)
- PWRi30SP (flip-up, 3 power 1 data)

NOTE: Flat ganging bracket (pair) included with each Stay Put power module kit.

2. Power Module Color/Finish

- i10 power module**
 - C white, high gloss
 - AV black, high gloss
- i20 power module**
 - Z07 white powder coat
 - Z06 black powder coat
- i30 power module**
 - EFA clear anodized aluminum, gray windows/USB, black simplex

How to order example:

- 1. POWER DATA TROUGH KIT, OPEN OR ENCLOSED
- 2. POWER DATA TROUGH FINISH

1. Power Data Trough Kit, Open or Enclosed

power data trough kit, open 1 circuit system

table length		
RLNPWR136	36"	\$410
RLNPWR148	48"	\$432
RLNPWR160	60"	\$465
RLNPWR172	72"	\$519

power data trough kit, open 2 circuit system

table length		
RLNPWR236	36"	\$437
RLNPWR248	48"	\$459
RLNPWR260	60"	\$491
RLNPWR272	72"	\$546

power data trough kit, enclosed 1 circuit system

table length		
RLNPWR136E	36"	\$514
RLNPWR148E	48"	\$536
RLNPWR160E	60"	\$569
RLNPWR172E	72"	\$623

power data trough kit, enclosed 2 circuit system

RLNPWR236E	36"	\$541
RLNPWR248E	48"	\$562
RLNPWR260E	60"	\$595
RLNPWR272E	72"	\$650

NOTE: Order one power data trough kit per table.

2. Power Data Trough Finish

- P06 silver
- P07 white
- P09 charcoal
- P10 black
- P11 alloy

How to order example:

- 1. POWER CONNECTION & JUMPERS

1. Power Connection & Jumpers

hardwire infeed

RLNPWRBHDW (72", 1 and 2 circuit)

20amp outlet power infeed

RLNPWR1BREP (72", 1 circuit only).

rotating power entry

RLNPWR1BROT (1 and 2 circuit)

NOTE: Order one infeed for each row/run of tables.

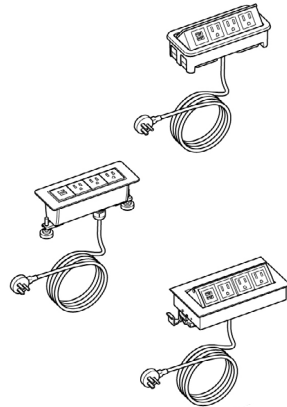
power jumpers

RLNPWRP2P (18" jumper, connects 2 power data troughs)
RLNPWRJ48 (48" jumper)
RLNPWRJ72 (72" jumper)

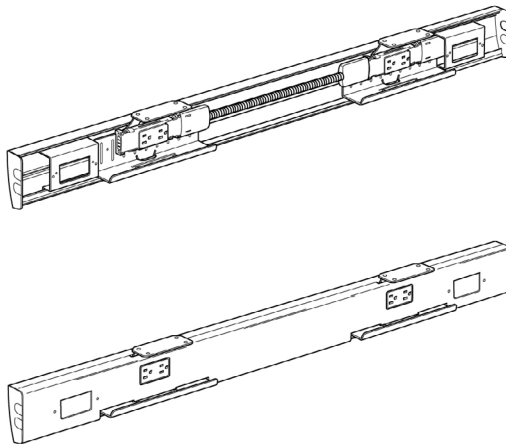
NOTE: order one 18" jumper for each consecutive power data trough connection

Stay Put

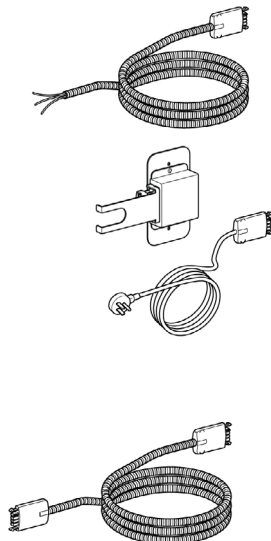
Stationary power for fixed applications (for rectangular tables only)



PRODUCT DESCRIPTION	TABLE LENGTH	MODEL #	LIST PRICE
i10 flip-up 3 power, 1 dual USB		PWRi10SP	\$280
i20 flush-mount 3 power, 1 dual USB		PWRi20SP	white \$284
			black \$338
i30 flip-up 3 power, 1 dual USB		PWRi30SP	\$350



PRODUCT DESCRIPTION	TABLE LENGTH	MODEL #	LIST PRICE
power data trough kit, open 1 circuit system	36	RLNPWR136	\$410
	48	RLNPWR148	\$432
	60	RLNPWR160	\$465
	72	RLNPWR172	\$519
power data trough kit, open 2 circuit system	36	RLNPWR236	\$437
	48	RLNPWR248	\$459
	60	RLNPWR260	\$491
	72	RLNPWR272	\$546
power data trough kit, enclosed 1 circuit system	36	RLNPWR136E	\$514
	48	RLNPWR148E	\$536
	60	RLNPWR160E	\$569
	72	RLNPWR172E	\$623
power data trough kit, enclosed 2 circuit system	36	RLNPWR236E	\$541
	48	RLNPWR248E	\$562
	60	RLNPWR260E	\$595
	72	RLNPWR272E	\$650



PRODUCT DESCRIPTION	TABLE LENGTH	MODEL #	LIST PRICE
hardwire infeed	72	RLNPWRBHDW	\$137
rotating power entry		RLNPWR1BROT	\$82
20-amp outlet power infeed	72	RLNPWR1BREP	\$218
power jumpers connects 2 power data troughs	18	RLNPWRP2P	\$66
power jumpers	48	RLNPWRJ48	\$82
	72	RLNPWRJ72	\$104

Stay Put

Chicago and NYC stationary hardwired power for fixed applications

How to order example:

1. POWER MODULE

2. POWER MODULE
COLOR/FINISH

PWRi10HW

AV

1. Power Module Kit

Order one Power Module for each powered table. Module selection should be identical to the power module cut-out specified in the table configuration.

Available on rectangular or 6-Top tables only.

NOTE: Stay Put Chicago/NYC hardwired power modules are UL listed.

for rectangular tables (72" conduit length)

PWRi10HW
(flip-up, 3 power,
1 dual USB charging)

PWRi20HW
(flush-mount, 3 power,
1 dual USB charging)

PWRi30HW
(flip-up, 3 power,
1 dual USB charging)

for 6-Top tables (72" conduit length)

PWRi40aHW
(flush-mount, 1 power,
1 dual USB charging)

PWRi40bHW
(flush-mount, 2 power)

NOTE: flat ganging bracket (pair) included with each Stay Put Power Module Kit.

For Chicago and NYC an electrician is required to install the hardwired power modules. Infeeds and junction boxes are provided by the electrician.

2. Power Module Color/Finish

i10 power module

C white, high gloss
AV black, high gloss

i20 power module

Z07 white powder coat
Z06 black powder coat

i30 power module




EFA clear anodized aluminum,
gray windows/USB,
black simplex

i40 power module

DZC metallic silver powder coat,
black simplex/USB inserts

Stay Put

Chicago and NYC hardwired power for fixed applications

	PRODUCT DESCRIPTION	MODEL #	LIST PRICE
	i10* flip-up 3 power, 1 dual USB	PWRi10HW	\$328
	i20 flush-mount 3 power, 1 dual USB	PWRi20HW	white \$318
			black \$371
	i30 flip-up 3 power, 1 dual USB	PWRi30HW	\$384
	i40a flush-mount 1 power, 1 dual USB	PWRi40aHW	\$299
	i40b flush-mount 2 power	PWRi40bHW	\$259

* not approved for use in Chicago applications

How to order example:

1. ACCESSORY WIRE MANAGEMENT TROUGH COLOR

RLNVWMT	T95
---------	-----

1. Accessories

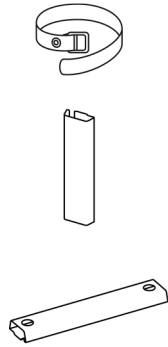
cable keeper
RLNACCCK (pkg of 12)

vertical wire management trough

RLNVWMT	18"
T95 Black	
T96 Satin Silver	

horizontal wire management trough

	table length
RLNWMT34	34"
RLNWMT36	36"
RLNWMT48	48"
RLNWMT54	54"
RLNWMT60	60"
RLNWMT66	66"
RLNWMT72	72"
RLNWMT84	84"
T95 Black only	



PRODUCT DESCRIPTION	QTY IN PACKAGE	TABLE LENGTH	MODEL #	LIST PRICE
cable keeper	12		RLNACCCK	\$33
vertical wire management trough	1		RLNVWMT	\$28
horizontal wire management trough	1	34	RLNWMT34	\$76
		36	RLNWMT36	
		48	RLNWMT48	
		54	RLNWMT54	
		60	RLNWMT60	
		66	RLNWMT66	
		72	RLNWMT72	
84	RLNWMT84			

How to order example:

1. MODEL NUMBER	2. SIDE 1 MATERIAL	3. SIDE 2 MATERIAL	4. FRAME FINISH
RLNCF4075MT	MARKERBOARD LAMINATE	SCRIPT, FLINT	P06

1. Model Number

list prices are shown

infill configuration

model # already indicates infill configuration

infill code	side 1	side 2
MM	markerboard laminate	markerboard laminate
MT	markerboard laminate	tackable fabric
TT	tackable fabric	tackable fabric
PP	porcelain markerboard	porcelain markerboard
PT	porcelain markerboard	tackable fabric

NOTE: Porcelain markerboard is magnetic.

2. Side 1 Material

markerboard models

model # already indicates material

tackable fabric models

indicate pattern and color (see vertical surface card for swatches); add side 1 fabric grade upcharge to connection cart model price

upcharges

COM/Grade 1:	\$0
Grade 2:	\$50
Grade 3:	\$110
Grade 4:	\$175

grade 2

Momentum

script, feldspar
script, flint
script, nectar
script, sand
script, shadow
script, slate
script, sterling
script, taupe
pact, azure
pact, calla
pact, dragon
pact, eureka
pact, harbour
pact, lime
pact, patina
pact, tanzanite

grade 3

Camira

blazer lite, angel
blazer lite, aspire
blazer lite, balance
blazer lite, bliss
blazer lite, cuddle
blazer lite, dainty
blazer lite, daydream
blazer lite, graceful
blazer lite, harmony
blazer lite, hope
blazer lite, pastel
blazer lite, pillow
blazer lite, retreat
blazer lite, solace
blazer lite, wish

3. Side 2 Material

see step #2

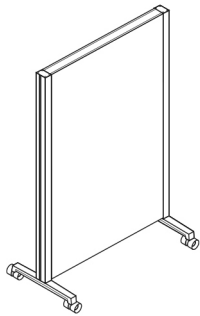
tackable fabric models

indicate pattern and color (see vertical surface card for swatches); add side 2 fabric grade upcharge to connection cart model price

4. Frame Finish

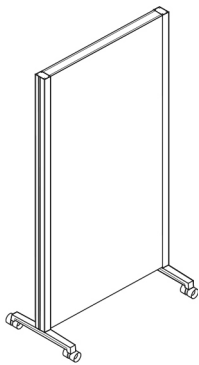
P06	silver
P07	white
P09	charcoal
P10	black
P11	alloy

Full Length – 63" Height



DEPTH	LENGTH	OVERALL HEIGHT	WEIGHT	MODEL #	LIST \$	INFILL CONFIGURATION SIDE 1	SIDE 2
20"	40"	63"	200 lb	RLNCF4063MM	\$2,812	markerboard laminate	markerboard laminate
			200 lb	RLNCF4063MT	\$2,650	markerboard laminate	tackable fabric grade 1 and COM
			200 lb	RLNCF4063TT	\$2,434	tackable fabric grade 1 and COM	tackable fabric grade 1 and COM
			200 lb	RLNCF4063PP	\$3,353	porcelain markerboard	porcelain markerboard
			200 lb	RLNCF4063PT	\$2,975	porcelain markerboard	tackable fabric grade 1 and COM

Full Length – 75" Height



DEPTH	LENGTH	OVERALL HEIGHT	WEIGHT	MODEL #	LIST \$	INFILL CONFIGURATION SIDE 1	SIDE 2
20"	40"	75"	210 lb	RLNCF4075MM	\$2,920	markerboard laminate	markerboard laminate
			210 lb	RLNCF4075MT	\$2,755	markerboard laminate	tackable fabric grade 1 and COM
			210 lb	RLNCF4075TT	\$2,542	tackable fabric grade 1 and COM	tackable fabric grade 1 and COM
			210 lb	RLNCF4075PP	\$3,840	porcelain markerboard	porcelain markerboard
			210 lb	RLNCF4075PT	\$3,299	porcelain markerboard	tackable fabric grade 1 and COM

How to order example:

1. MODEL NUMBER	2. SIDE 1 MATERIAL	3. SIDE 2 MATERIAL	4. FRAME FINISH
RLNCH4075TT	SCRIPT, FLINT	SCRIPT, FLINT	P06

1. Model Number

list prices are shown

infill configuration

model # already indicates infill configuration

infill code	side 1	side 2
MM	markerboard laminate	markerboard laminate
MT	markerboard laminate	tackable fabric
TT	tackable fabric	tackable fabric
PP	porcelain markerboard	porcelain markerboard
PT	porcelain markerboard	tackable fabric

NOTE: Porcelain markerboard is magnetic.

2. Side 1 Material

markerboard models

model # already indicates material

tackable fabric models

indicate pattern and color (see vertical surface card for swatches); add side 1 fabric grade upcharge to connection cart model price

upcharges

COM/Grade 1:	\$0
Grade 2:	\$30
Grade 3:	\$65
Grade 4:	\$100

grade 2

Momentum

script, feldspar
script, flint
script, nectar
script, sand
script, shadow
script, slate
script, sterling
script, taupe
pact, azure
pact, calla
pact, dragon
pact, eureka
pact, harbour
pact, lime
pact, patina
pact, tanzanite

grade 3

Camira

blazer lite, angel
blazer lite, aspire
blazer lite, balance
blazer lite, bliss
blazer lite, cuddle
blazer lite, dainty
blazer lite, daydream
blazer lite, graceful
blazer lite, harmony
blazer lite, hope
blazer lite, pastel
blazer lite, pillow
blazer lite, retreat
blazer lite, solace
blazer lite, wish

3. Side 2 Material

see step #2

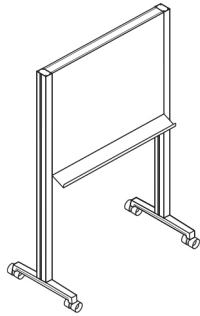
tackable fabric models

indicate pattern and color (see vertical surface card for swatches); add side 2 fabric grade upcharge to connection cart model price

4. Frame Finish

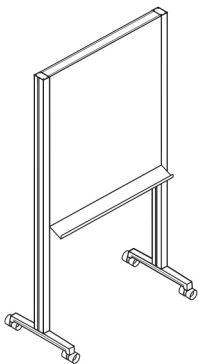
P06	silver
P07	white
P09	charcoal
P10	black
P11	alloy

Half Length – 63" Height



DEPTH	LENGTH	OVERALL HEIGHT	WEIGHT	MODEL #	LIST \$	INFILL CONFIGURATION SIDE 1	SIDE 2
20"	40"	63"	200 lb	RLNCH4063MM	\$2,218	markerboard laminate	markerboard laminate
			200 lb	RLNCH4063MT	\$2,326	markerboard laminate	tackable fabric grade 1 and COM
			200 lb	RLNCH4063TT	\$2,434	tackable fabric grade 1 and COM	tackable fabric grade 1 and COM
			200 lb	RLNCH4063PP	\$2,920	porcelain markerboard	porcelain markerboard
			200 lb	RLNCH4063PT	\$2,812	porcelain markerboard	tackable fabric grade 1 and COM

Half Length – 75" Height



DEPTH	LENGTH	OVERALL HEIGHT	WEIGHT	MODEL #	LIST \$	INFILL CONFIGURATION SIDE 1	SIDE 2
20"	40"	75"	210 lb	RLNCH4075MM	\$2,826	markerboard laminate	markerboard laminate
			210 lb	RLNCH4075MT	\$2,434	markerboard laminate	tackable fabric grade 1 and COM
			210 lb	RLNCH4075TT	\$2,542	tackable fabric grade 1 and COM	tackable fabric grade 1 and COM
			210 lb	RLNCH4075PP	\$3,028	porcelain markerboard	porcelain markerboard
			210 lb	RLNCH4075PT	\$2,920	porcelain markerboard	tackable fabric grade 1 and COM

How to order example:

1. MODEL NUMBER	2. SIDE 1 MATERIAL	3. CABINET CASE FINISH	4. CABINET FRONT FINISH	5. SIDE 2 MATERIAL	6. FRAME FINISH
RLNCH4075XM (SC)	LCC	M01	LCC	SCRIPT, FLINT	P06

1. Model Number

list prices are shown

infill configuration

model # already indicates infill configuration

infill code	side 1	side 2
XM	technology laminate	markerboard laminate
XP	technology laminate	porcelain markerboard
XT	technology laminate	tackable fabric

NOTE: Porcelain markerboard is magnetic.

2. Side 1 Material

laminates

core group

LAS	black
LBT	dover white
LDM	pearl
LB4	folkstone
LDQ	platinum
LCB	earth
LDA	citadel
LDC	graphite

classic wood grain

LTS	fusion maple
LSV	monticello maple
LS2	huntington maple
LXW	wild cherry
LS4	versailles anigre
LTW	empire mahogany
LVK	montana walnut
LT6	hemlock

classic pattern

LRC	pewter mesh
LRP	grey mesh
LPD	platinum drops
LWH	white drops
LNT	neutral twill
LSR	sarum twill

evolving wood grain

LCC	smoky brown pear
LZ7	white ash
LZ8	weathered ash
LZ9	natural ash
LCH	cherry riftwood

non-standard laminate

Call customer service for a quote. Specify mfg. name and code number, upcharge and extended lead times may apply.

3. Cabinet Case Finish

thermally-fused melamine

M01	cloud
M03	graphite
M06	fusion maple
M07	monticello maple
M08	huntington maple
M09	wild cherry
M10	versailles anigre
M11	empire mahogany
M12	montana walnut
M13	black
M14	white nebula
M15	grey nebula
M16	graphite nebula
M17	ivory
M18	folkstone
M19	platinum
M20	earth
M21	hemlock

4. Cabinet Front Finish

laminates

for SC-storage closed only

see step #2

5. Side 2 Material

markerboard models

model # already indicates material

tackable fabric models indicate pattern and color (see vertical surface card for swatches); add side 1 fabric grade upcharge to connection cart model price

upcharges

COM/Grade 1:	\$0
Grade 2:	\$35
Grade 3:	\$65
Grade 4:	\$100

grade 2

Momentum

script, feldspar
script, flint
script, nectar
script, sand
script, shadow
script, slate
script, sterling
script, taupe
pact, azure
pact, calla
pact, dragon
pact, eureka
pact, harbour
pact, lime
pact, patina
pact, tanzanite

grade 3

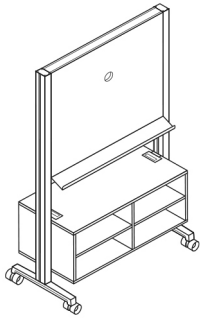
Camira

blazer lite, angel
blazer lite, aspire
blazer lite, balance
blazer lite, bliss
blazer lite, cuddle
blazer lite, dainty
blazer lite, daydream
blazer lite, graceful
blazer lite, harmony
blazer lite, hope
blazer lite, pastel
blazer lite, pillow
blazer lite, retreat
blazer lite, solace
blazer lite, wish

6. Frame Finish

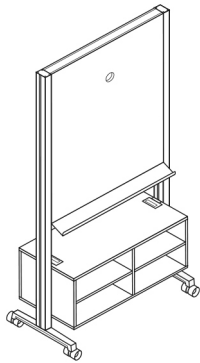
P06	silver
P07	white
P09	charcoal
P10	black
P11	alloy

Technology Supporting Open Storage – 63" Height



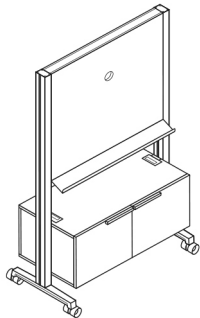
DEPTH	LENGTH	OVERALL HEIGHT	WEIGHT	MODEL #	LIST \$	INFILL CONFIGURATION SIDE 1	SIDE 2
20"	40"	63"	240 lb	RLNCH4063XM (SO)	\$3,299	lamine technology	markerboard laminate
			240 lb	RLNCH4063XT (SO)	\$3,569	lamine technology	tackable fabric
			240 lb	RLNCH4063XP (SO)	\$3,353	lamine technology	porcelain markerboard

Technology Supporting Open Storage – 75" Height



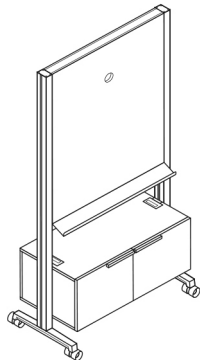
DEPTH	LENGTH	OVERALL HEIGHT	WEIGHT	MODEL #	LIST \$	INFILL CONFIGURATION SIDE 1	SIDE 2
20"	40"	75"	250 lb	RLNCH4075XM (SO)	\$3,407	lamine technology	markerboard laminate
			250 lb	RLNCH4075XT (SO)	\$3,677	lamine technology	tackable fabric
			250 lb	RLNCH4075XP (SO)	\$3,515	lamine technology	porcelain markerboard

Technology Supporting Closed Storage – 63" Height



DEPTH	LENGTH	OVERALL HEIGHT	WEIGHT	MODEL #	LIST \$	INFILL CONFIGURATION SIDE 1	SIDE 2
20"	40"	63"	246 lb	RLNCH4063XM (SC)	\$3,515	lamine technology	markerboard laminate
			246 lb	RLNCH4063XT (SC)	\$3,840	lamine technology	tackable fabric
			246 lb	RLNCH4063XP (SC)	\$3,625	lamine technology	porcelain markerboard

Technology Supporting Closed Storage – 75" Height



DEPTH	LENGTH	OVERALL HEIGHT	WEIGHT	MODEL #	LIST \$	INFILL CONFIGURATION SIDE 1	SIDE 2
20"	40"	75"	256 lb	RLNCH4075XM (SC)	\$3,677	lamine technology	markerboard laminate
			256 lb	RLNCH4075XT (SC)	\$3,948	lamine technology	tackable fabric
			256 lb	RLNCH4075XP (SC)	\$3,732	lamine technology	porcelain markerboard

How to order example:

1. ACCESSORY SIDE MOUNT CONTAINER OR
VERTICAL WIRE MANAGEMENT COLOR

RLNCVM11

W06

1. Accessories

side-mounted container RLNMC

P06 silver
P07 white
P09 charcoal
P10 black
P11 alloy

vertical wire management trough RLNCVM11

W06 silver
W07 white
W09 charcoal
W10 black
W11 alloy

NOTE: for Technology
Supporting models only.



PRODUCT DESCRIPTION	MODEL #	LIST PRICE
side-mounted container	RLNMC	\$179
vertical wire management trough	RLNCVM11	\$189

How to order example:

1. MODEL NUMBER	2. TOP FINISH	3. MODESTY PANEL FINISH	4. CABINET FRONT FINISH	5. CABINET EDGE FINISH	6. TOP EDGE FINISH
RLND3060	LBT	LBT	LBT	E30	U05
7. CABINET CASE FINISH	8. STORAGE OPTION – LEFT	9. STORAGE OPTION – RIGHT	10. LEG & PULL FINISH	11. FAN COVER COLOR	12. OPTIONS
M01	SM	LV	P06	WV	GL/PU

1. Model Number

prices shown are list

2. Top Finish

laminat

core group

LAS	black
LBT	dover white
LDM	pearl
LB4	folkstone
LDQ	platinum
LCB	earth
LDA	citadel
LDC	graphite

classic wood grain

LTS	fusion maple
LSV	monticello maple
LS2	huntington maple
LXW	wild cherry
LS4	versailles anigre
LTW	empire mahogany
LVK	montana walnut
LT6	hemlock

classic pattern

LRC	pewter mesh
LRP	grey mesh
LPD	platinum drops
LWH	white drops
LNT	neutral twill
LSR	sarum twill

evolving wood grain

LCC	smoky brown pear
LZ7	white ash
LZ8	weathered ash
LZ9	natural ash
LCH	cherry riftwood

non-standard laminate

Call customer service for a quote. Specify mfg. name and code number, upcharge and extended lead times may apply.

3. Modesty Panel Finish

laminat

See step 2 for finish options. If frosted acrylic is specified, set step 12 instead.

4. Cabinet Front Finish

laminat

See step 2 for finish options

5. Cabinet Edge Finish

2mm edgeband

E37	black
E30	white
E31	neutral white
E33	folkstone
E32	platinum
E39	earth
E36	citadel
E35	graphite
E38	brown
E34	satin silver
E41	fusion maple
E42	monticello maple
E43	huntington maple
E44	wild cherry
E45	versailles anigre
E40	empire mahogany
E47	montana walnut
E46	hemlock

6. Top Edge Finish

solid urethane

U02	wolf
U04	dolpin
U05	otter
U06	black bear
U22	hippo
U25	koala
U26	kangaroo
U27	oyster
U32	beaver
U24	cardinal
U13	blue heron
U14	jay
U21	parakeet
U23	oriole

7. Cabinet Case Finish

thermally-fused melamine

M01	cloud
M03	graphite
M06	fusion maple
M07	monticello maple
M08	huntington maple
M09	wild cherry
M10	versailles anigre
M11	empire mahogany
M12	montana walnut
M13	black
M14	white nebula
M15	grey nebula
M16	graphite nebula
M17	ivory
M18	folkstone
M19	platinum
M20	earth
M21	hemlock

8. Storage Option – Left

for all standing models, select as needed

NS	no storage	+\$0
SM	small cabinet	+\$413
SV	small cabinet with vent/fan	+\$643
LG	large cabinet	+\$528
LV	large cabinet with vent/fan	+\$757
RK	large cabinet with rack	+\$734
RV	large cabinet with rack, vent/fan	+\$964

for all seated models, select as needed

NS	no storage	+\$0
SM	small cabinet	+\$399
SV	small cabinet with vent/fan	+\$620
LG	large cabinet	+\$509
LV	large cabinet with vent/fan	+\$731
RK	large cabinet with rack	+\$709
RV	large cabinet with rack, vent/fan	+\$930

9. Storage Option – Right

for all standing models, select as needed

NS	no storage	+\$0
SM	small cabinet	+\$413
SV	small cabinet with vent/fan	+\$643
LG	large cabinet	+\$528
LV	large cabinet with vent/fan	+\$757
RK	large cabinet with rack	+\$734
RV	large cabinet with rack, vent/fan	+\$964

for all seated models, select as needed

NS	no storage	+\$0
SM	small cabinet	+\$399
SV	small cabinet with vent/fan	+\$620
LG	large cabinet	+\$509
LV	large cabinet with vent/fan	+\$731
RK	large cabinet with rack	+\$709
RV	large cabinet with rack, vent/fan	+\$930

NOTE: 2 large cabinets cannot be specified on a single unit.

10. Leg & Pull Finish

P06	silver
P07	white
P09	charcoal
P10	black
P11	alloy

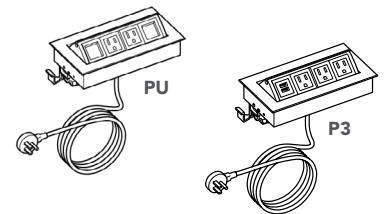
11. Fan Cover Color

BV	black fan cover
WV	white fan cover

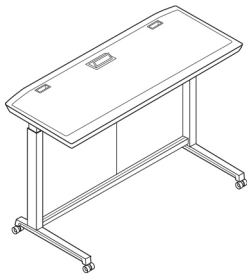
12. Options

for all models, select as needed; add options prices to Helpdesk model price

MA	frosted acrylic modesty	\$109
PU	flip-up power	+\$0
P3	3 power/1USB	\$109
GL	glides	+\$0
(overall height range will decrease by 2")		
CS	casters (standard)	+\$0
standard color: charcoal outer, cool grey inner		

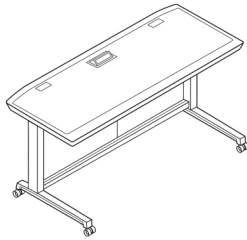


Helpdesk – Standing



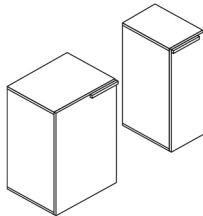
DEPTH	LENGTH	OVERALL HEIGHT	WEIGHT	MODEL #	LIST \$	
30"	60"	36-42"	115 lb	RLND3060	\$2,696	with pin-height adjustment
		39-46"	123 lb	RLND3060EH	\$3,844	with electric-height adjustment
		37-47"	121 lb	RLND3060CH	\$3,500	with crank-height adjustment
	72"	36-42"	132 lb	RLND3072	\$3,081	with pin-height adjustment
		39-46"	140 lb	RLND3072EH	\$4,227	with electric-height adjustment
		37-47"	138 lb	RLND3072CH	\$3,885	with crank-height adjustment

Helpdesk – Seated



DEPTH	LENGTH	OVERALL HEIGHT	WEIGHT	MODEL #	LIST \$	
30"	60"	27-37"	108 lb	RLSH3060CH	\$3,395	with crank-height adjustment
	72"	27-37"	125 lb	RLSH3072CH	\$3,768	with crank-height adjustment

Helpdesk Storage Cabinets – Standing



DEPTH	LENGTH	OVERALL HEIGHT	WEIGHT	MODEL #	LIST \$	
18"	10"	30"	40 lb	SM	\$413	small cabinet
	20"	30"	60 lb	LG	\$528	large cabinet
	20"	30"	63 lb	RK	\$734	large cabinet with tech rack
	10"	30"	43 lb	SV	\$643	small cabinet with vent fan
	20"	30"	63 lb	LV	\$757	large cabinet with vent fan
	20"	30"	63 lb	RV	\$964	large cabinet with tech rack and vent fan

Helpdesk Storage Cabinets – Seated

DEPTH	LENGTH	OVERALL HEIGHT	WEIGHT	MODEL #	LIST \$	
18"	10"	20.5"	32 lb	SM	\$399	small cabinet
	20"	20.5"	52 lb	LG	\$509	large cabinet
	20"	20.5"	55 lb	RK	\$709	large cabinet with tech rack
	10"	20.5"	35 lb	SV	\$620	small cabinet with vent fan
	20"	20.5"	55 lb	LV	\$731	large cabinet with vent fan
	20"	20.5"	55 lb	RV	\$930	large cabinet with tech rack and vent fan

How to order example:

1. MODEL NUMBER	2. TOP FINISH	3. MODESTY PANEL FINISH	4. CABINET FRONT FINISH	5. CABINET EDGE FINISH	6. TOP EDGE FINISH	7. CABINET CASE FINISH
RLNLECT2730	LBT	LBT	LBT	E30	U22	M01
8. LEG & PULL FINISH	9. OPTIONS	10. FAN COVER COLOR				
P06	GL/VR	WV				

1. Model Number

prices shown are list

2. Top Finish

laminates

core group

LAS	black
LBT	dover white
LDM	pearl
LB4	folkstone
LDQ	platinum
LCB	earth
LDA	citadel
LDC	graphite

classic wood grain

LTS	fusion maple
LSV	monticello maple
LS2	huntington maple
LXW	wild cherry
LS4	versailles anigre
LTW	empire mahogany
LVK	montana walnut
LT6	hemlock

classic pattern

LRC	pewter mesh
LRP	grey mesh
LPD	platinum drops
LWH	white drops
LNT	neutral twill
LSR	sarum twill

evolving wood grain

LCC	smoky brown pear
LZ7	white ash
LZ8	weathered ash
LZ9	natural ash
LCH	cherry riftwood

non-standard laminate

Call customer service for a quote.
Specify mfg. name and code number, upcharge and extended lead times may apply.

3. Modesty Panel Finish

laminates

See step 2 for finish options.
If frosted acrylic is specified, see step 9 instead.

4. Cabinet Front Finish

laminates

See step 2 for finish options

5. Cabinet Edge Finish

2mm edgeband

E37	black
E30	white
E31	neutral white
E33	folkstone
E32	platinum
E39	earth
E36	citadel
E35	graphite
E38	brown
E34	satin silver
E41	fusion maple
E42	monticello maple
E43	huntington maple
E44	wild cherry
E45	versailles anigre
E40	empire mahogany
E47	montana walnut
E46	hemlock

6. Top Edge Finish

solid urethane

U02	wolf
U04	dolpin
U05	otter
U06	black bear
U22	hippo
U25	koala
U26	kangaroo
U27	oyster
U32	beaver
U24	cardinal
U13	blue heron
U14	jay
U21	parakeet
U23	oriole

7. Cabinet Case Finish

thermally-fused melamine

M01	cloud
M03	graphite
M06	fusion maple
M07	monticello maple
M08	huntington maple
M09	wild cherry
M10	versailles anigre
M11	empire mahogany
M12	montana walnut
M13	black
M14	white nebula
M15	grey nebula
M16	graphite nebula
M17	ivory
M18	folkstone
M19	platinum
M20	earth
M21	hemlock

8. Leg & Pull Finish

P06	silver
P07	white
P09	charcoal
P10	black
P11	alloy

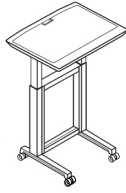
9. Options

GL	glides (overall height range will decrease by 2")	+\$0
CS	casters (standard) standard color: charcoal outer, cool grey inner	+\$0
MA	frosted acrylic modesty	+\$109
RK	rack mount rails for storage	+\$197
VL	vent/fan left	+\$218
VR	vent/fan right	+\$218

10. Fan Cover Color

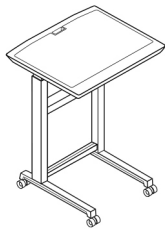
BV	black fan cover
WV	white fan cover

Buddy



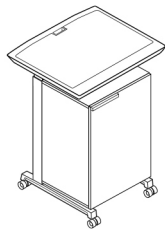
DEPTH	LENGTH	OVERALL HEIGHT	WEIGHT	MODEL #	LIST \$	
20"	27"	29"-43"	51 lb	RLNLECT2027	\$1,549	no storage

Lectern



DEPTH	LENGTH	OVERALL HEIGHT	WEIGHT	MODEL #	LIST \$	
27"	30"	37"-44"	65 lb	RLNLECT2730	\$1,733	no storage

Lectern with Storage



DEPTH	LENGTH	OVERALL HEIGHT	WEIGHT	MODEL #	LIST \$	
27"	30"	37"-44"	98 lb	RLNLECT2730SL	\$2,248	left hinge
	30"	37"-44"	98 lb	RLNLECT2730SR	\$2,248	right hinge

How to order example:

1. MODEL NUMBER	2. CABINET FRONT FINISH	3. CABINET CASE FINISH	4. LEG & PULL FINISH	5. OPTIONS	6. FAN COVER COLOR
RLNCAB60L	LBT	M01	P06	VL	WV

1. Model Number

list prices are shown

2. Cabinet Front Finish

laminated

core group

LAS	black
LBT	dover white
LDM	pearl
LB4	folkstone
LDQ	platinum
LCB	earth
LDA	citadel
LDC	graphite

classic wood grain

LTS	fusion maple
LSV	monticello maple
LS2	huntington maple
LXW	wild cherry
LS4	versailles anigre
LTW	empire mahogany
LVK	montana walnut
LT6	hemlock

classic pattern

LRC	pewter mesh
LRP	grey mesh
LPD	platinum drops
LWH	white drops
LNT	neutral twill
LSR	sarum twill

evolving wood grain

LCC	smoky brown pear
LZ7	white ash
LZ8	weathered ash
LZ9	natural ash
LCH	cherry riftwood

non-standard laminate

Call customer service for a quote.
Specify mfg. name and code
number, upcharge and
extended lead times may apply.

3. Cabinet Case Finish

thermally-fused melamine

M01	cloud
M03	graphite
M06	fusion maple
M07	monticello maple
M08	huntington maple
M09	wild cherry
M10	versailles anigre
M11	empire mahogany
M12	montana walnut
M13	black
M14	white nebula
M15	grey nebula
M16	graphite nebula
M17	ivory
M18	folkstone
M19	platinum
M20	earth
M21	hemlock

4. Leg & Pull Finish

P06	silver
P07	white
P09	charcoal
P10	black
P11	alloy

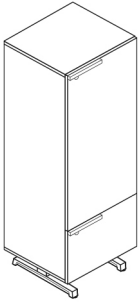
5. Options

RK	rack mount rails for storage	+\$197
VL	vent/fan left	+\$218
VR	vent/fan right	+\$218

6. Fan Cover Color

BV	black fan cover
WV	white fan cover

Media Cabinet



DEPTH	LENGTH	OVERALL HEIGHT	WEIGHT	MODEL #	LIST \$	
18.75"	20"	60"	189 lb	RLNCAB60L	\$1,491	left hinge
	20"	60"	189 lb	RLNCAB60R	\$1,491	right hinge

How to order laminate example:

1. MODEL NUMBER	2a. BOOKSHELF FINISH	3. SHELF EDGE FINISH	4. LEG FINISH
RLNBOK36FH	LBT	E31	P06

How to order thermally-fused melamine example:

1. MODEL NUMBER	2b. BOOKSHELF FINISH	4. LEG FINISH
RLNBOK36F	M01	P06

1. Model Number

list prices are shown

laminate

to order laminate bookshelf, select steps 2a, 3, 4

thermally-fused melamine

to order laminate bookshelf, select steps 2b, 4

2a. Bookshelf Finish

laminate

core group

- LAS black
- LBT dover white
- LDM pearl
- LB4 folkstone
- LDQ platinum
- LCB earth
- LDA citadel
- LDC graphite

classic wood grain

- LTS fusion maple
- LSV monticello maple
- LS2 huntington maple
- LXW wild cherry
- LS4 versailles anigre
- LTW empire mahogany
- LVK montana walnut
- LT6 hemlock

classic pattern

- LRC pewter mesh
- LRP grey mesh
- LPD platinum drops
- LWH white drops
- LNT neutral twill
- LSR sarum twill

evolving wood grain

- LCC smoky brown pear
- LZ7 white ash
- LZ8 weathered ash
- LZ9 natural ash
- LCH cherry riftwood

non-standard laminate

Call customer service for a quote. Specify mfg. name and code number, upcharge and extended lead times may apply.

2b. Bookshelf Finish

thermally-fused melamine

- M01 cloud
- M03 graphite
- M06 fusion maple
- M07 monticello maple
- M08 huntington maple
- M09 wild cherry
- M10 versailles anigre
- M11 empire mahogany
- M12 montana walnut
- M13 black
- M14 white nebula
- M15 grey nebula
- M16 graphite nebula
- M17 ivory
- M18 folkstone
- M19 platinum
- M20 earth
- M21 hemlock

3. Shelf Edge Finish

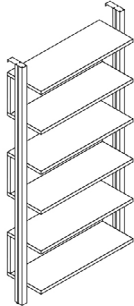
2mm edgeband for laminate construction

- E37 black
- E38 brown
- E36 citadel
- E39 earth
- E40 empire mahogany
- E33 folkstone
- E41 fusion maple
- E46 hemlock
- E43 huntington maple
- E47 montana walnut
- E42 monticello maple
- E31 neutral white
- E32 platinum
- E35 graphite
- E45 versailles anigre
- E30 white
- E44 wild cherry
- E34 satin silver

4. Leg Finish

- P06 silver
- P07 white
- P09 charcoal
- P10 black
- P11 alloy

Wall-Mounted Shelf – Thermally-fused Melamine Finish

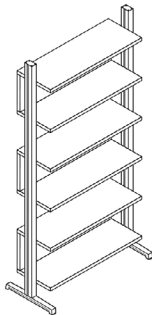


DEPTH	LENGTH	OVERALL HEIGHT	WEIGHT	MODEL #	LIST \$
14"	40"	81.25"	135 lb	RLNBOK36W	\$1,715
	38"	81.25"	125 lb	RLNBOK36WA	\$1,427

Wall-Mounted Shelf – Laminate Finish

DEPTH	LENGTH	OVERALL HEIGHT	WEIGHT	MODEL #	LIST \$
14"	40"	81.25"	135 lb	RLNBOK36WH	\$2,172
	38"	81.25"	125 lb	RLNBOK36WAH	\$1,885

Freestanding Shelf – Thermally-fused Melamine Finish



DEPTH	LENGTH	OVERALL HEIGHT	WEIGHT	MODEL #	LIST \$
18"	40"	83.5"	140 lb	RLNBOK36F	\$1,715
	38"	83.5"	126 lb	RLNBOK36FA	\$1,427

Freestanding Shelf – Laminate Finish

DEPTH	LENGTH	OVERALL HEIGHT	WEIGHT	MODEL #	LIST \$
18"	40"	83.5"	140 lb	RLNBOK36FH	\$2,172
	38"	83.5"	126 lb	RLNBOK36FAH	\$1,885

How to order example:

1. MODEL NUMBER	2. FABRIC COLOR	3. TOP FINISH	4. EDGE FINISH	5. LEG FINISH
RLNBH48	HUE BLACK	LDQ	E37	P06

1. Model Number

list prices are shown

2. Fabric Color

pattern*

Hue, standard with Nano-Tex and Durablock

Momentum Hue	dandelion
Momentum Hue	black

*COM available. Contact your Customer Service Representative for quote. COM will not include Nano-TEX and Durablock coating.

3. Top Finish

laminate

core group

LAS	black
LBT	dober white
LDM	pearl
LB4	folkstone
LDQ	platinum
LCB	earth
LDA	citadel
LDC	graphite

classic wood grain

LTS	fusion maple
LSV	monticello maple
LS2	huntington maple
LXW	wild cherry
LS4	versailles anigre
LTW	empire mahogany
LVK	montana walnut
LT6	hemlock

classic pattern

LRC	pewter mesh
LRP	grey mesh
LPD	platinum drops
LWH	white drops
LNT	neutral twill
LSR	sarum twill

evolving wood grain

LCC	smoky brown pear
LZ7	white ash
LZ8	weathered ash
LZ9	natural ash
LCH	cherry riftwood

non-standard laminate

Call customer service for a quote. Specify mfg. name and code number, upcharge and extended lead times may apply.

4. Edge Finish

E37	black
E38	brown
E36	citadel
E39	earth
E40	empire mahogany
E33	folkstone
E41	fusion maple
E46	hemlock
E43	huntington maple
E47	montana walnut
E42	monticello maple
E31	neutral white
E32	platinum
E35	graphite
E45	versailles anigre
E30	white
E44	wild cherry
E34	satin silver

5. Leg Finish

P06	silver
P07	white
P09	charcoal
P10	black
P11	alloy

How to order example:

1. ACCESSORY

RLNACCPMB

1. Accessories

floor mounting kit

RLNACCPMB

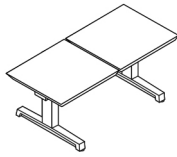
NOTE: Floor mounting kit required and included for bench model RLNBH48 (48"L).

The floor mounting kit is optional on the 60", 72", and 96" models and must be ordered separately.



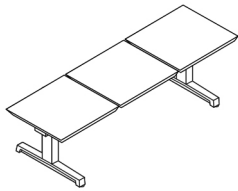
PRODUCT DESCRIPTION	QTY IN PACKAGE	MODEL #	LIST PRICE
floor mounting kit	4	RLNACCPMB	\$35

Bench – 2 Seater



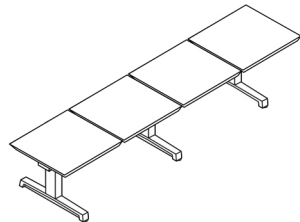
DEPTH	LENGTH	OVERALL HEIGHT	WEIGHT	MODEL #	LIST \$	
18"	48"	17"	35 lb	RLNBNH48	\$826	2 Seater

Bench – 3 Seater



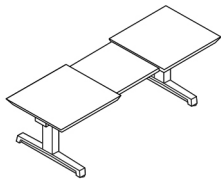
DEPTH	LENGTH	OVERALL HEIGHT	WEIGHT	MODEL #	LIST \$	
18"	72"	17"	48 lb	RLNBNH72	\$1033	3 Seater

Bench – 4 Seater



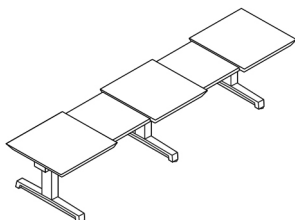
DEPTH	LENGTH	OVERALL HEIGHT	WEIGHT	MODEL #	LIST \$	
18"	96"	17"	66 lb	RLNBNH96	\$1104	4 Seater

Bench – 2 Seater, one in-line table



DEPTH	LENGTH	OVERALL HEIGHT	WEIGHT	MODEL #	LIST \$	
18"	60"	17"	41 lb	RLNBNH60T	\$928	2 Seater, one 12" in-line table

Bench – 3 Seater, two in-line tables



DEPTH	LENGTH	OVERALL HEIGHT	WEIGHT	MODEL #	LIST \$	
18"	96"	17"	85 lb	RLNBNH96T	\$1239	3 Seater, two 12" in-line tables

tables



bola

multi-purpose tables with simple lines and distinct bola ball glides

80

DESIGN

by Ron Kemnitzer

STANDARDS

Meets or exceeds ANSI/BIFMA X5.5 durability and safety standards.

CONSTRUCTION

TABLE TOPS: 1¼" balanced construction with particle board core, edged and backed with moisture-resistant coverings to form a completely sealed outside surface. Choice of high pressure laminate or oak veneer. Tops are shipped pre-drilled for easy assembly to base. Rectangular tables 60" in length standard with 1" x 1" steel support to prevent bowing. Table tops are produced to industry standard nominal sizing. For exact size table tops, contact customer service for lead times and up-charges.

EDGES: laminate self; vinyl bumper-t; vinyl straight-t; 2mm; urethane bullnose, urethane eased, urethane waterfall; ⅛" wood

FRAME: 1" x 14-gauge steel tube.

GLIDES: molded nylon ball

SHIPPING

KD; tops and legs packed separately

STACKING

bola tables do not stack

EDGE PROFILES



LAMINATE SELF



VINYL BUMPER-T



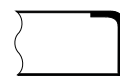
VINYL STRAIGHT-T



2MM



URETHANE BULLNOSE



URETHANE EASED



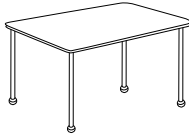
URETHANE WATERFALL



⅛" WOOD LUMBER

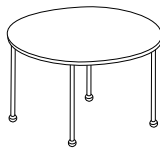
SPECIFICATIONS																																																																																																																																																																																						
<p>EXAMPLE:</p> <p>bola laminate top table specification & pricing</p> <table border="0"> <tr> <td>R08370L</td> <td>30" x 42" OH 29" WT 56 lb</td> <td>\$673</td> <td></td> </tr> <tr> <td>LDQ</td> <td>platinum</td> <td>+\$0</td> <td></td> </tr> <tr> <td>LS</td> <td>laminate self edge</td> <td>+\$0</td> <td></td> </tr> <tr> <td>P06</td> <td>silver</td> <td>+\$0</td> <td></td> </tr> <tr> <td>T16</td> <td>dove</td> <td>+\$0</td> <td></td> </tr> <tr> <td colspan="2"></td> <td>total = \$673</td> <td></td> </tr> </table>				R08370L	30" x 42" OH 29" WT 56 lb	\$673		LDQ	platinum	+\$0		LS	laminate self edge	+\$0		P06	silver	+\$0		T16	dove	+\$0				total = \$673																																																																																																																																																												
R08370L	30" x 42" OH 29" WT 56 lb	\$673																																																																																																																																																																																				
LDQ	platinum	+\$0																																																																																																																																																																																				
LS	laminate self edge	+\$0																																																																																																																																																																																				
P06	silver	+\$0																																																																																																																																																																																				
T16	dove	+\$0																																																																																																																																																																																				
		total = \$673																																																																																																																																																																																				
<p><input type="checkbox"/> 1: SELECT BOLA</p> <p>prices shown above are list</p>																																																																																																																																																																																						
<p><input type="checkbox"/> 2: SELECT OPTIONS</p> <p>for all models, select as needed; add all option prices to table model price</p> <table border="0"> <tr> <td>P54</td> <td>mirror finish</td> <td>+\$145</td> <td></td> </tr> <tr> <td>KF</td> <td>formal glide</td> <td>+\$0</td> <td></td> </tr> </table>				P54	mirror finish	+\$145		KF	formal glide	+\$0																																																																																																																																																																												
P54	mirror finish	+\$145																																																																																																																																																																																				
KF	formal glide	+\$0																																																																																																																																																																																				
<p><input type="checkbox"/> 3: SELECT LAMINATE TABLE TOP FINISH</p> <p>for all models, select color</p> <p>core group</p> <table border="0"> <tr><td>LAS</td><td>black</td></tr> <tr><td>LBT</td><td>dover white</td></tr> <tr><td>LDM</td><td>pearl</td></tr> <tr><td>LB4</td><td>folkstone</td></tr> <tr><td>LDQ</td><td>platinum</td></tr> <tr><td>LCB</td><td>earth</td></tr> <tr><td>LDA</td><td>citadel</td></tr> <tr><td>LDC</td><td>graphite</td></tr> </table> <p>classic wood grain</p> <table border="0"> <tr><td>LTS</td><td>fusion maple</td></tr> <tr><td>LSV</td><td>monticello maple</td></tr> <tr><td>LS2</td><td>huntington maple</td></tr> <tr><td>LXW</td><td>wild cherry</td></tr> <tr><td>LS4</td><td>versailles anigre</td></tr> <tr><td>LTW</td><td>empire mahogany</td></tr> <tr><td>LVK</td><td>montana walnut</td></tr> <tr><td>LT6</td><td>hemlock</td></tr> </table> <p>classic patterns</p> <table border="0"> <tr><td>LRC</td><td>pewter mesh</td></tr> <tr><td>LRP</td><td>grey mesh</td></tr> <tr><td>LPD</td><td>platinum drops</td></tr> <tr><td>LWH</td><td>white drops</td></tr> <tr><td>LNT</td><td>neutral twill</td></tr> <tr><td>LSR</td><td>sarum twill</td></tr> </table> <p>evolving wood grain</p> <table border="0"> <tr><td>LCC</td><td>smoky brown pear</td></tr> <tr><td>LZ7</td><td>white ash</td></tr> <tr><td>LZ8</td><td>weathered ash</td></tr> <tr><td>LZ9</td><td>natural ash</td></tr> <tr><td>LCH</td><td>cherry riftwood</td></tr> </table> <p>non-standard laminate</p> <p>Specify mfg. name and code number, up-charge and extended lead times may apply.</p>				LAS	black	LBT	dover white	LDM	pearl	LB4	folkstone	LDQ	platinum	LCB	earth	LDA	citadel	LDC	graphite	LTS	fusion maple	LSV	monticello maple	LS2	huntington maple	LXW	wild cherry	LS4	versailles anigre	LTW	empire mahogany	LVK	montana walnut	LT6	hemlock	LRC	pewter mesh	LRP	grey mesh	LPD	platinum drops	LWH	white drops	LNT	neutral twill	LSR	sarum twill	LCC	smoky brown pear	LZ7	white ash	LZ8	weathered ash	LZ9	natural ash	LCH	cherry riftwood																																																																																																																													
LAS	black																																																																																																																																																																																					
LBT	dover white																																																																																																																																																																																					
LDM	pearl																																																																																																																																																																																					
LB4	folkstone																																																																																																																																																																																					
LDQ	platinum																																																																																																																																																																																					
LCB	earth																																																																																																																																																																																					
LDA	citadel																																																																																																																																																																																					
LDC	graphite																																																																																																																																																																																					
LTS	fusion maple																																																																																																																																																																																					
LSV	monticello maple																																																																																																																																																																																					
LS2	huntington maple																																																																																																																																																																																					
LXW	wild cherry																																																																																																																																																																																					
LS4	versailles anigre																																																																																																																																																																																					
LTW	empire mahogany																																																																																																																																																																																					
LVK	montana walnut																																																																																																																																																																																					
LT6	hemlock																																																																																																																																																																																					
LRC	pewter mesh																																																																																																																																																																																					
LRP	grey mesh																																																																																																																																																																																					
LPD	platinum drops																																																																																																																																																																																					
LWH	white drops																																																																																																																																																																																					
LNT	neutral twill																																																																																																																																																																																					
LSR	sarum twill																																																																																																																																																																																					
LCC	smoky brown pear																																																																																																																																																																																					
LZ7	white ash																																																																																																																																																																																					
LZ8	weathered ash																																																																																																																																																																																					
LZ9	natural ash																																																																																																																																																																																					
LCH	cherry riftwood																																																																																																																																																																																					
<p><input type="checkbox"/> 4: SELECT EDGE PROFILE & FINISH</p> <p>for solid or other laminate models, select edge profile and color</p> <table border="0"> <tr> <td>LS</td> <td>laminate self (matches top finish)</td> <td>BT</td> </tr> </table> <p>vinyl bumper-t</p> <table border="0"> <tr><td>V37</td><td>black</td></tr> <tr><td>V35</td><td>graphite</td></tr> <tr><td>V36</td><td>citadel</td></tr> <tr><td>V39</td><td>earth</td></tr> </table> <p>ST vinyl straight-t</p> <table border="0"> <tr><td>V37</td><td>black</td></tr> <tr><td>V35</td><td>graphite</td></tr> <tr><td>V36</td><td>citadel</td></tr> <tr><td>V39</td><td>earth</td></tr> </table> <p>MM 2mm edgeband</p> <table border="0"> <tr><td>E37</td><td>black</td></tr> <tr><td>E30</td><td>white</td></tr> <tr><td>E31</td><td>neutral white</td></tr> <tr><td>E33</td><td>folkstone</td></tr> <tr><td>E32</td><td>platinum</td></tr> <tr><td>E39</td><td>earth</td></tr> <tr><td>E36</td><td>citadel</td></tr> <tr><td>E35</td><td>graphite</td></tr> <tr><td>E38</td><td>brown</td></tr> <tr><td>E34</td><td>satin silver</td></tr> <tr><td>E41</td><td>fusion maple</td></tr> <tr><td>E42</td><td>monticello maple</td></tr> <tr><td>E43</td><td>huntington maple</td></tr> <tr><td>E44</td><td>wild cherry</td></tr> <tr><td>E45</td><td>versailles anigre</td></tr> <tr><td>E40</td><td>empire mahogany</td></tr> <tr><td>E47</td><td>montana walnut</td></tr> <tr><td>E46</td><td>hemlock</td></tr> </table> <p>UB urethane bullnose</p> <table border="0"> <tr><td>U02</td><td>wolf</td><td>U24</td><td>cardinal</td></tr> <tr><td>U04</td><td>dolphin</td><td>U13</td><td>blue heron</td></tr> <tr><td>U05</td><td>otter</td><td>U14</td><td>jay</td></tr> <tr><td>U06</td><td>black bear</td><td>U21</td><td>parakeet</td></tr> <tr><td>U22</td><td>hippo</td><td>U23</td><td>oriole</td></tr> <tr><td>U25</td><td>koala</td><td></td><td></td></tr> <tr><td>U26</td><td>kangaroo</td><td></td><td></td></tr> <tr><td>U27</td><td>oyster</td><td></td><td></td></tr> <tr><td>U32</td><td>beaver</td><td></td><td></td></tr> </table> <p>UE urethane eased</p> <table border="0"> <tr><td>U02</td><td>wolf</td><td>U24</td><td>cardinal</td></tr> <tr><td>U04</td><td>dolphin</td><td>U13</td><td>blue heron</td></tr> <tr><td>U05</td><td>otter</td><td>U14</td><td>jay</td></tr> <tr><td>U06</td><td>black bear</td><td>U21</td><td>parakeet</td></tr> <tr><td>U22</td><td>hippo</td><td>U23</td><td>oriole</td></tr> <tr><td>U25</td><td>koala</td><td></td><td></td></tr> <tr><td>U26</td><td>kangaroo</td><td></td><td></td></tr> <tr><td>U27</td><td>oyster</td><td></td><td></td></tr> <tr><td>U32</td><td>beaver</td><td></td><td></td></tr> </table> <p>UW urethane waterfall</p> <table border="0"> <tr><td>U02</td><td>wolf</td><td>U24</td><td>cardinal</td></tr> <tr><td>U04</td><td>dolphin</td><td>U13</td><td>blue heron</td></tr> <tr><td>U05</td><td>otter</td><td>U14</td><td>jay</td></tr> <tr><td>U06</td><td>black bear</td><td>U21</td><td>parakeet</td></tr> <tr><td>U22</td><td>hippo</td><td>U23</td><td>oriole</td></tr> <tr><td>U25</td><td>koala</td><td></td><td></td></tr> <tr><td>U26</td><td>kangaroo</td><td></td><td></td></tr> <tr><td>U27</td><td>oyster</td><td></td><td></td></tr> <tr><td>U32</td><td>beaver</td><td></td><td></td></tr> </table> <p>WL 1/8" wood</p> <table border="0"> <tr><td>AJ</td><td>maple</td></tr> <tr><td>AK</td><td>sand</td></tr> <tr><td>AL</td><td>oak</td></tr> <tr><td>AM</td><td>cherry</td></tr> <tr><td>AN</td><td>mahogany</td></tr> <tr><td>AO</td><td>walnut</td></tr> <tr><td>AP</td><td>anthracite</td></tr> <tr><td>AQ</td><td>wenge</td></tr> </table>				LS	laminate self (matches top finish)	BT	V37	black	V35	graphite	V36	citadel	V39	earth	V37	black	V35	graphite	V36	citadel	V39	earth	E37	black	E30	white	E31	neutral white	E33	folkstone	E32	platinum	E39	earth	E36	citadel	E35	graphite	E38	brown	E34	satin silver	E41	fusion maple	E42	monticello maple	E43	huntington maple	E44	wild cherry	E45	versailles anigre	E40	empire mahogany	E47	montana walnut	E46	hemlock	U02	wolf	U24	cardinal	U04	dolphin	U13	blue heron	U05	otter	U14	jay	U06	black bear	U21	parakeet	U22	hippo	U23	oriole	U25	koala			U26	kangaroo			U27	oyster			U32	beaver			U02	wolf	U24	cardinal	U04	dolphin	U13	blue heron	U05	otter	U14	jay	U06	black bear	U21	parakeet	U22	hippo	U23	oriole	U25	koala			U26	kangaroo			U27	oyster			U32	beaver			U02	wolf	U24	cardinal	U04	dolphin	U13	blue heron	U05	otter	U14	jay	U06	black bear	U21	parakeet	U22	hippo	U23	oriole	U25	koala			U26	kangaroo			U27	oyster			U32	beaver			AJ	maple	AK	sand	AL	oak	AM	cherry	AN	mahogany	AO	walnut	AP	anthracite	AQ	wenge
LS	laminate self (matches top finish)	BT																																																																																																																																																																																				
V37	black																																																																																																																																																																																					
V35	graphite																																																																																																																																																																																					
V36	citadel																																																																																																																																																																																					
V39	earth																																																																																																																																																																																					
V37	black																																																																																																																																																																																					
V35	graphite																																																																																																																																																																																					
V36	citadel																																																																																																																																																																																					
V39	earth																																																																																																																																																																																					
E37	black																																																																																																																																																																																					
E30	white																																																																																																																																																																																					
E31	neutral white																																																																																																																																																																																					
E33	folkstone																																																																																																																																																																																					
E32	platinum																																																																																																																																																																																					
E39	earth																																																																																																																																																																																					
E36	citadel																																																																																																																																																																																					
E35	graphite																																																																																																																																																																																					
E38	brown																																																																																																																																																																																					
E34	satin silver																																																																																																																																																																																					
E41	fusion maple																																																																																																																																																																																					
E42	monticello maple																																																																																																																																																																																					
E43	huntington maple																																																																																																																																																																																					
E44	wild cherry																																																																																																																																																																																					
E45	versailles anigre																																																																																																																																																																																					
E40	empire mahogany																																																																																																																																																																																					
E47	montana walnut																																																																																																																																																																																					
E46	hemlock																																																																																																																																																																																					
U02	wolf	U24	cardinal																																																																																																																																																																																			
U04	dolphin	U13	blue heron																																																																																																																																																																																			
U05	otter	U14	jay																																																																																																																																																																																			
U06	black bear	U21	parakeet																																																																																																																																																																																			
U22	hippo	U23	oriole																																																																																																																																																																																			
U25	koala																																																																																																																																																																																					
U26	kangaroo																																																																																																																																																																																					
U27	oyster																																																																																																																																																																																					
U32	beaver																																																																																																																																																																																					
U02	wolf	U24	cardinal																																																																																																																																																																																			
U04	dolphin	U13	blue heron																																																																																																																																																																																			
U05	otter	U14	jay																																																																																																																																																																																			
U06	black bear	U21	parakeet																																																																																																																																																																																			
U22	hippo	U23	oriole																																																																																																																																																																																			
U25	koala																																																																																																																																																																																					
U26	kangaroo																																																																																																																																																																																					
U27	oyster																																																																																																																																																																																					
U32	beaver																																																																																																																																																																																					
U02	wolf	U24	cardinal																																																																																																																																																																																			
U04	dolphin	U13	blue heron																																																																																																																																																																																			
U05	otter	U14	jay																																																																																																																																																																																			
U06	black bear	U21	parakeet																																																																																																																																																																																			
U22	hippo	U23	oriole																																																																																																																																																																																			
U25	koala																																																																																																																																																																																					
U26	kangaroo																																																																																																																																																																																					
U27	oyster																																																																																																																																																																																					
U32	beaver																																																																																																																																																																																					
AJ	maple																																																																																																																																																																																					
AK	sand																																																																																																																																																																																					
AL	oak																																																																																																																																																																																					
AM	cherry																																																																																																																																																																																					
AN	mahogany																																																																																																																																																																																					
AO	walnut																																																																																																																																																																																					
AP	anthracite																																																																																																																																																																																					
AQ	wenge																																																																																																																																																																																					
<p><input type="checkbox"/> 5: SELECT LEG FINISH</p> <p>for all models, select metal</p> <table border="0"> <tr><td>P06</td><td>silver</td></tr> <tr><td>P07</td><td>white</td></tr> <tr><td>P09</td><td>charcoal</td></tr> <tr><td>P10</td><td>black</td></tr> <tr><td>P11</td><td>alloy</td></tr> <tr><td>P54</td><td>mirror finish</td></tr> </table>				P06	silver	P07	white	P09	charcoal	P10	black	P11	alloy	P54	mirror finish																																																																																																																																																																							
P06	silver																																																																																																																																																																																					
P07	white																																																																																																																																																																																					
P09	charcoal																																																																																																																																																																																					
P10	black																																																																																																																																																																																					
P11	alloy																																																																																																																																																																																					
P54	mirror finish																																																																																																																																																																																					
<p><input type="checkbox"/> 6: SELECT GLIDE FINISH</p> <table border="0"> <tr><td>T11</td><td>swan</td></tr> <tr><td>T12</td><td>raven</td></tr> <tr><td>T13</td><td>blue heron</td></tr> <tr><td>T14</td><td>jay</td></tr> <tr><td>T15</td><td>falcon</td></tr> <tr><td>T16</td><td>dove</td></tr> <tr><td>T17</td><td>woodpecker red</td></tr> <tr><td>T18</td><td>purple martin</td></tr> <tr><td>T19</td><td>peacock</td></tr> <tr><td>T20</td><td>macaw blue</td></tr> <tr><td>T21</td><td>goldfinch</td></tr> <tr><td>T22</td><td>parakeet</td></tr> <tr><td>T23</td><td>oriole</td></tr> <tr><td>T24</td><td>cardinal</td></tr> <tr><td>T25</td><td>flamingo</td></tr> </table>				T11	swan	T12	raven	T13	blue heron	T14	jay	T15	falcon	T16	dove	T17	woodpecker red	T18	purple martin	T19	peacock	T20	macaw blue	T21	goldfinch	T22	parakeet	T23	oriole	T24	cardinal	T25	flamingo																																																																																																																																																					
T11	swan																																																																																																																																																																																					
T12	raven																																																																																																																																																																																					
T13	blue heron																																																																																																																																																																																					
T14	jay																																																																																																																																																																																					
T15	falcon																																																																																																																																																																																					
T16	dove																																																																																																																																																																																					
T17	woodpecker red																																																																																																																																																																																					
T18	purple martin																																																																																																																																																																																					
T19	peacock																																																																																																																																																																																					
T20	macaw blue																																																																																																																																																																																					
T21	goldfinch																																																																																																																																																																																					
T22	parakeet																																																																																																																																																																																					
T23	oriole																																																																																																																																																																																					
T24	cardinal																																																																																																																																																																																					
T25	flamingo																																																																																																																																																																																					
<p><input type="checkbox"/> 5: SELECT GLIDE COLOR COMBINATION</p> <table border="0"> <tr> <td>SAME</td> <td>same color all 4 glides</td> <td>+\$0</td> </tr> <tr> <td>MULT</td> <td>mixed colors on 4 glides</td> <td>+\$25</td> </tr> </table>				SAME	same color all 4 glides	+\$0	MULT	mixed colors on 4 glides	+\$25																																																																																																																																																																													
SAME	same color all 4 glides	+\$0																																																																																																																																																																																				
MULT	mixed colors on 4 glides	+\$25																																																																																																																																																																																				
<p><input type="checkbox"/> 6: SELECT GLIDE FINISH LEG 1</p> <p>select color</p> <table border="0"> <tr><td>T11</td><td>swan</td></tr> <tr><td>T12</td><td>raven</td></tr> <tr><td>T13</td><td>blue heron</td></tr> <tr><td>T14</td><td>jay</td></tr> <tr><td>T15</td><td>falcon</td></tr> <tr><td>T16</td><td>dove</td></tr> <tr><td>T17</td><td>woodpecker red</td></tr> <tr><td>T18</td><td>purple martin</td></tr> <tr><td>T19</td><td>peacock</td></tr> <tr><td>T20</td><td>macaw blue</td></tr> <tr><td>T21</td><td>goldfinch</td></tr> <tr><td>T22</td><td>parakeet</td></tr> <tr><td>T23</td><td>oriole</td></tr> <tr><td>T24</td><td>cardinal</td></tr> <tr><td>T25</td><td>flamingo</td></tr> </table>				T11	swan	T12	raven	T13	blue heron	T14	jay	T15	falcon	T16	dove	T17	woodpecker red	T18	purple martin	T19	peacock	T20	macaw blue	T21	goldfinch	T22	parakeet	T23	oriole	T24	cardinal	T25	flamingo																																																																																																																																																					
T11	swan																																																																																																																																																																																					
T12	raven																																																																																																																																																																																					
T13	blue heron																																																																																																																																																																																					
T14	jay																																																																																																																																																																																					
T15	falcon																																																																																																																																																																																					
T16	dove																																																																																																																																																																																					
T17	woodpecker red																																																																																																																																																																																					
T18	purple martin																																																																																																																																																																																					
T19	peacock																																																																																																																																																																																					
T20	macaw blue																																																																																																																																																																																					
T21	goldfinch																																																																																																																																																																																					
T22	parakeet																																																																																																																																																																																					
T23	oriole																																																																																																																																																																																					
T24	cardinal																																																																																																																																																																																					
T25	flamingo																																																																																																																																																																																					
<p><input type="checkbox"/> 7: SELECT GLIDE FINISH LEG 2</p> <p>select color; see "LEG 1 finish" for colors</p>																																																																																																																																																																																						
<p><input type="checkbox"/> 8: SELECT GLIDE FINISH LEG 3</p> <p>select color; see "LEG 1 finish" for colors</p>																																																																																																																																																																																						
<p><input type="checkbox"/> 9: SELECT GLIDE FINISH LEG 4</p> <p>select color; see "LEG 1 finish" for colors</p>																																																																																																																																																																																						
OPTIONS																																																																																																																																																																																						
P54	mirror finish	+\$ 145	KF glides; formal +\$0																																																																																																																																																																																			

bola laminate

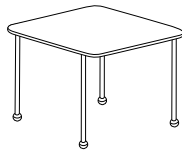


RECTANGULAR				MODEL #	LAMINATE EDGE	VINYL & 2MM EDGE	URETHANE EDGE	WOOD EDGE
D 24"	L 30"	OH 29"	WT 37 lb	R08220L	\$574	\$540	\$831	\$606
D 24"	L 36"	OH 29"	WT 43 lb	R08140L	\$585	\$550	\$853	\$584
D 24"	L 42"	OH 29"	WT 47 lb	R08150L	\$623	\$586	\$994	\$644
D 24"	L 48"	OH 29"	WT 53 lb	R08160L	\$627	\$589	\$1,007	\$685
D 24"	L 60"	OH 29"	WT 66 lb	R08180L	\$672	\$630	\$1,299	\$833
D 30"	L 42"	OH 29"	WT 56 lb	R08370L	\$673	\$633	\$1,075	\$795
D 30"	L 48"	OH 29"	WT 62 lb	R08380L	\$685	\$645	\$1,163	\$779
D 30"	L 60"	OH 29"	WT 78 lb	R08410L	\$731	\$687	\$1,430	\$962
D 36"	L 48"	OH 29"	WT 76 lb	R08550L	\$803	\$755	\$1,205	\$837
D 36"	L 60"	OH 29"	WT 93 lb	R08570L	\$843	\$793	\$1,344	\$1,035

82



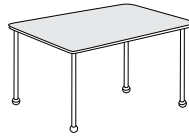
ROUND				MODEL #	LAMINATE EDGE	VINYL & 2MM EDGES	URETHANE EDGE	WOOD EDGE
DIA 36"	OH 29"	WT 48 lb		R08500L	\$643	\$605	\$1,002	\$738
DIA 42"	OH 29"	WT 61 lb		R08630L	\$791	\$746	\$1,154	\$923
DIA 48"	OH 29"	WT 80 lb		R08690L	\$797	\$750	\$1,224	\$1,132
DIA 54"	OH 29"	WT 99 lb		R08540L	\$926	\$870	\$1,559	\$1,263
DIA 60"	OH 29"	WT 119 lb		R08790L	\$933	\$874	\$1,673	\$2,555



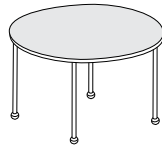
SQUARE				MODEL #	LAMINATE EDGE	VINYL & 2MM EDGES	URETHANE EDGE	WOOD EDGE
D 36"	L 36"	OH 29"	WT 57 lb	R08510L	\$656	\$616	\$1,013	\$654
D 42"	L 42"	OH 29"	WT 77 lb	R08640L	\$796	\$749	\$1,156	\$803
D 48"	L 48"	OH 29"	WT 97 lb	R08700L	\$803	\$755	\$1,240	\$937
D 54"	L 54"	OH 29"	WT 123 lb	R08854L	\$835	\$785	n/a	\$1,176

* Leg clearance on 29"OH is 27.75"

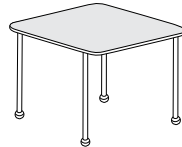
bola wood veneer



RECTANGULAR				MODEL #	WOOD EDGE
d 24"	L 30"	OH 29"	WT 37 lb	R08220V	\$767
d 24"	L 36"	OH 29"	WT 43 lb	R08140V	\$776
d 24"	L 42"	OH 29"	WT 47 lb	R08150V	\$866
d 24"	L 48"	OH 29"	WT 53 lb	R08160V	\$940
d 24"	L 60"	OH 29"	WT 66 lb	R08180V	\$1,153
d 30"	L 42"	OH 29"	WT 56 lb	R08370V	\$1,074
d 30"	L 48"	OH 29"	WT 62 lb	R08380V	\$1,100
d 30"	L 60"	OH 29"	WT 78 lb	R08410V	\$1,361
d 36"	L 48"	OH 29"	WT 76 lb	R08550V	\$1,221
d 36"	L 60"	OH 29"	WT 93 lb	R08570V	\$1,514



ROUND			MODEL #	WOOD EDGE
DIA 36"	OH 29"	WT 48 lb	R08500V	\$1,026
DIA 42"	OH 29"	WT 61 lb	R08630V	\$1,313
DIA 48"	OH 29"	WT 80 lb	R08690V	\$1,456



SQUARE				MODEL #	WOOD EDGE
d 36"	L 36"	OH 29"	WT 57 lb	R08510V	\$941
d 42"	L 42"	OH 29"	WT 77 lb	R08640V	\$1,194
d 48"	L 48"	OH 29"	WT 97 lb	R08700V	\$1,447

* Leg clearance on 29"OH is 27.75"

83

SPECIFICATIONS					
<p>EXAMPLE:</p> <p>bola wood veneer table specification & pricing</p> <p>R08500V 36" diameter 29" WT 48 lb \$1,026</p> <p>AM cherry +\$0</p> <p>WL 1/8" wood +\$0</p> <p>P06 silver +\$0</p> <p>T16 dove +\$0</p> <p style="text-align: right;">total = \$1,026</p>					
<p><input type="checkbox"/> 1: SELECT BOLA</p> <p>prices shown above are list</p>		<p><input type="checkbox"/> 4: SELECT EDGE PROFILE</p> <p>for all models, select edge profile</p> <p>WL 1/8" wood matches top finish</p>		<p><input type="checkbox"/> 6: SELECT GLIDE FINISH LEG 1</p> <p>select color</p> <p>T11 swan</p> <p>T12 raven</p> <p>T13 blue heron</p> <p>T14 jay</p> <p>T15 falcon</p> <p>T16 dove</p> <p>T17 woodpecker red</p> <p>T18 purple martin</p> <p>T19 peacock</p> <p>T20 macaw blue</p> <p>T21 goldfinch</p> <p>T22 parakeet</p> <p>T23 oriole</p> <p>T24 cardinal</p> <p>T25 flamingo</p>	
<p><input type="checkbox"/> 2: SELECT OPTIONS</p> <p>for all models, select as needed; add option prices to table model price</p> <p>P54 mirror finish +\$145</p> <p>KF formal glide +\$0</p>		<p><input type="checkbox"/> 5: SELECT LEG FINISH</p> <p>for all models, select metal</p> <p>P06 silver</p> <p>P07 white</p> <p>P09 charcoal</p> <p>P10 black</p> <p>P11 alloy</p> <p>P54 mirror finish</p>		<p><input type="checkbox"/> 7: SELECT GLIDE FINISH LEG 2</p> <p>select color; see "LEG 1 finish" for colors</p>	
<p><input type="checkbox"/> 3: SELECT VENEER TOP FINISH</p> <p>for all models, select color</p> <p>AJ maple</p> <p>AK sand</p> <p>AL oak</p> <p>AM cherry</p> <p>AN mahogany</p> <p>AO walnut</p> <p>AP anthracite</p> <p>AQ wenge</p>		<p><input type="checkbox"/> 5: SELECT GLIDE COLOR COMBINATION</p> <p>SAME same color all 4 glides +\$0</p> <p>MULT mixed colors on 4 glides +\$25</p>		<p><input type="checkbox"/> 8: SELECT GLIDE FINISH LEG 3</p> <p>select color; see "LEG 1 finish" for colors</p>	
				<p><input type="checkbox"/> 9: SELECT GLIDE FINISH LEG 4</p> <p>select color; see "LEG 1 finish" for colors</p>	
OPTIONS					
P54	mirror finish	+\$145	KF	glides; formal	+\$0



bola for children

kid-sized tables with fun bola ball glides

84

DESIGN

by Ron Kemnitzer

STANDARDS

Meets or exceeds ANSI/BIFMA X5.5 durability and safety standards.

CONSTRUCTION

TABLE TOPS: 1 ¼" balanced construction with particle board core, edged and backed with moisture-resistant coverings to form a completely sealed outside surface. Tops are shipped pre-drilled for easy assembly to base. Rectangular tables 60" in length standard with 1" x 1" steel support to prevent bowing. Table tops are produced to industry standard nominal sizing. For exact size table tops, contact customer service for lead times and up-charges.

EDGES: laminate self; vinyl bumper-t; vinyl straight-t; 2mm edgeband; urethane bullnose, urethane eased, urethane waterfall

FRAME: 1" x 14-gauge steel tube.

GLIDES: molded nylon ball (standard) or formal glide option

SHIPPING

KD; tops and legs packed separately

STACKING

bola tables do not stack

EDGE PROFILES



LAMINATE SELF



VINYL BUMPER-T



VINYL STRAIGHT-T



2MM



URETHANE BULLNOSE



URETHANE EASED



URETHANE WATERFALL

bola for children laminate

SPECIFICATIONS

EXAMPLE:

bola for children laminate table specification & pricing

R45510L	36" x 36" - 21" WT 52 lb	\$641
LDQ	platinum	+\$0
ST	vinyl straight-t	+\$0
V35	graphite	+\$0
P06	silver	+\$0
T16	dove	+\$0
		total = \$641

1: SELECT BOLA FOR CHILDREN

prices shown above are list

1: SELECT OPTIONS

for all models, select as needed; add option price to table model price

P54	mirror finish	+ \$145
KF	formal glide	+\$0

3: SELECT LAMINATE TOP FINISH

for all models, select color

core group

LAS	black
LBT	dover white
LDM	pearl
LB4	folkstone
LDQ	platinum
LCB	earth
LDA	citadel
LDC	graphite

classic wood grain

LTS	fusion maple
LSV	monticello maple
LS2	huntington maple
LXW	wild cherry
LS4	versailles anigre
LTW	empire mahogany
LVK	montana walnut
LT6	hemlock

classic patterns

LRC	pewter mesh
LRP	grey mesh
LPD	platinum drops
LWH	white drops
LNT	neutral twill
LSR	sarum twill

evolving wood grain

LCC	smokey brown pear
LZ7	white ash
LZ8	weathered ash
LZ9	natural ash
LCH	cherry riftwood

non-standard laminate

Specify mfg. name and code number, up-charge and extended lead times may apply.

4: SELECT EDGE PROFILE

for solid and other laminate table models, select edge profile and color

LS laminate self (matches top finish)

BT vinyl bumper-t

V37	black
V35	graphite
V36	citadel
V39	earth

ST vinyl straight-t

V35	graphite
V36	citadel
V39	earth

MM 2mm edgeband

E37	black
E30	white
E31	neutral white
E33	folkstone
E32	platinum
E39	earth
E36	citadel
E35	graphite
E38	brown
E34	satin silver
E41	fusion maple
E42	monticello maple
E43	huntington maple
E44	wild cherry
E45	versailles anigre
E40	empire mahogany
E47	montana walnut
E46	hemlock

UB urethane bullnose

U02	wolf	U24	cardinal
U04	dolphin	U13	blue heron
U05	otter	U14	jay
U06	black bear	U21	parakeet
U22	hippo	U23	oriole
U25	koala		
U26	kangaroo		
U27	oyster		
U32	beaver		

UE urethane eased

U02	wolf	U24	cardinal
U04	dolphin	U13	blue heron
U05	otter	U14	jay
U06	black bear	U21	parakeet
U22	hippo	U23	oriole
U25	koala		
U26	kangaroo		
U27	oyster		
U32	beaver		

UW urethane waterfall

U02	wolf	U24	cardinal
U04	dolphin	U13	blue heron
U05	otter	U14	jay
U06	black bear	U21	parakeet
U22	hippo	U23	oriole
U25	koala		
U26	kangaroo		
U27	oyster		
U32	beaver		

5: SELECT LEG FINISH

for all models, select metal

P06	silver
P07	white
P09	charcoal
P10	black
P11	alloy
P54	mirror finish (option KH)

6: SELECT GLIDE COLOR COMBINATION

SAME	same color all 4 glides	+\$0
MULT	mixed colors on 4 glides	+\$25

7: SELECT GLIDE FINISH LEG 1

select color

T11	swan
T12	raven
T13	blue heron
T14	jay
T15	falcon
T16	dove
T17	woodpecker red
T18	purple martin
T19	peacock
T20	macaw blue
T21	goldfinch
T22	parakeet
T23	oriole
T24	cardinal
T25	flamingo

8: SELECT GLIDE FINISH LEG 2

select color; see "LEG 1 finish" for colors

9: SELECT GLIDE FINISH LEG 3

select color; see "LEG 1 finish" for colors

10: SELECT GLIDE FINISH LEG 4

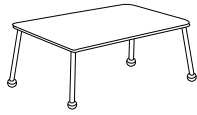
select color; see "LEG 1 finish" for colors

85

OPTIONS

P54	mirror finish	+ \$145	KF	glides; formal	+\$0
-----	---------------	---------	----	----------------	------

bola for children laminate



RECTANGULAR				MODEL #	LAMINATE EDGE	VINYL & 2MM EDGES	URETHANE EDGE
D 24"	L 42"	OH 18"	WT 42 lb	R45158L	\$599	\$547	\$1,012
D 24"	L 42"	OH 21"	WT 43 lb	R45150L	\$607	\$554	\$1,019
D 24"	L 42"	OH 24"	WT 44 lb	R45154L	\$616	\$563	\$1,025
D 30"	L 42"	OH 18"	WT 50 lb	R45378L	\$647	\$591	\$1,092
D 30"	L 42"	OH 21"	WT 51 lb	R45370L	\$657	\$600	\$1,100
D 30"	L 42"	OH 24"	WT 52 lb	R45374L	\$664	\$606	\$1,108
D 30"	L 48"	OH 18"	WT 56 lb	R45388L	\$649	\$592	\$1,119
D 30"	L 48"	OH 21"	WT 57 lb	R45380L	\$658	\$601	\$1,127
D 30"	L 48"	OH 24"	WT 58 lb	R45384L	\$665	\$607	\$1,133
D 30"	L 60"	OH 18"	WT 72 lb	R45418L	\$706	\$645	\$1,447
D 30"	L 60"	OH 21"	WT 73 lb	R45410L	\$715	\$653	\$1,454
D 30"	L 60"	OH 24"	WT 74 lb	R45414L	\$721	\$658	\$1,463
D 36"	L 48"	OH 18"	WT 70 lb	R45558L	\$780	\$712	\$1,219
D 36"	L 48"	OH 21"	WT 71 lb	R45550L	\$787	\$718	\$1,225
D 36"	L 48"	OH 24"	WT 72 lb	R45554L	\$796	\$727	\$1,235
D 36"	L 60"	OH 18"	WT 87 lb	R45578L	\$819	\$748	\$1,363
D 36"	L 60"	OH 21"	WT 88 lb	R45570L	\$826	\$754	\$1,370
D 36"	L 60"	OH 24"	WT 89 lb	R45574L	\$834	\$761	n/a

18" table height recommended for Baby Bola seating

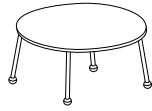
21" table height recommended for Junior Bola seating

24" table height recommended for Teen Bola seating

Leg clearance on 18"OH is 16.75"

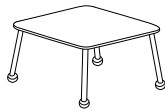
Leg clearance on 21"OH is 19.75"

Leg clearance on 24"OH is 22.75"



ROUND	MODEL #	LAMINATE EDGE	VINYL & 2MM EDGES	URETHANE EDGE
DIA 36" OH 18" WT 42 lb	R45508L	\$619	\$565	\$1,019
DIA 36" OH 21" WT 43 lb	R45500L	\$627	\$572	\$1,029
DIA 36" OH 24" WT 44 lb	R45504L	\$638	\$583	\$1,037
DIA 42" OH 18" WT 51 lb	R45638L	\$766	\$699	\$1,171
DIA 42" OH 21" WT 56 lb	R45630L	\$777	\$710	\$1,180
DIA 42" OH 24" WT 57 lb	R45634L	\$784	\$716	\$1,188
DIA 48" OH 18" WT 74 lb	R45698L	\$773	\$706	\$1,241
DIA 48" OH 21" WT 75 lb	R45690L	\$781	\$712	\$1,250
DIA 48" OH 24" WT 76 lb	R45694L	\$789	\$720	\$1,258
DIA 54" OH 18" WT 93 lb	R45778L	\$904	\$825	\$1,578
DIA 54" OH 21" WT 94 lb	R45770L	\$911	\$832	\$1,584
DIA 54" OH 24" WT 95 lb	R45774L	\$919	\$839	\$1,591

87



SQUARE	MODEL #	LAMINATE EDGE	VINYL & 2MM EDGES	URETHANE EDGE
D 24" L 24" OH 18" WT 26 lb	R45138L	\$550	\$502	\$806
D 24" L 24" OH 21" WT 27 lb	R45130L	\$557	\$508	\$814
D 30" L 30" OH 18" WT 37 lb	R45318L	\$570	\$521	\$953
D 30" L 30" OH 21" WT 38 lb	R45310L	\$581	\$530	\$962
D 30" L 30" OH 24" WT 39 lb	R45314L	\$589	\$538	\$968
D 36" L 36" OH 18" WT 51 lb	R45518L	\$628	\$573	\$1,031
D 36" L 36" OH 21" WT 52 lb	R45510L	\$641	\$585	\$1,041
D 36" L 36" OH 24" WT 53 lb	R45514L	\$647	\$591	\$1,048
D 42" L 42" OH 18" WT 71 lb	R45648L	\$773	\$706	\$1,191
D 42" L 42" OH 21" WT 72 lb	R45640L	\$781	\$713	\$1,198
D 42" L 42" OH 24" WT 73 lb	R45644L	\$789	\$720	\$1,205
D 48" L 48" OH 18" WT 91 lb	R45706L	\$780	\$712	\$1,255
D 48" L 48" OH 21" WT 92 lb	R45700L	\$787	\$718	\$1,261
D 48" L 48" OH 24" WT 93 lb	R45704L	\$796	\$729	\$1,269

18" table height recommended for Baby Bola seating

21" table height recommended for Junior Bola seating

24" table height recommended for Teen Bola seating

Leg clearance on 18"OH is 16.75"

Leg clearance on 21"OH is 19.75"

Leg clearance on 24"OH is 22.75"



designer stack

88

stacking tables available in standard and occasional heights

DESIGN

by Fixtures Furniture Design Group

STANDARDS

Meets or exceeds ANSI/BIFMA X5.5 durability and safety standards

CONSTRUCTION

STANDARD TABLE TOPS: 7/8" balanced construction with particle board core, edged and backed with moisture-resistant coverings to form a completely sealed outside surface. Choice of high pressure laminate or oak veneer. Tops are shipped pre-drilled for easy assembly to bases. Table tops are produced to industry standard nominal sizing. For exact size table tops, contact customer service for lead times and up-charges.

EDGES: laminate self; vinyl bumper-t; 1/8" wood lumber

FRAME: 3/4" x 14-gauge steel tube continuous "U" legs

GLIDES: 1/4" black nylon

SHIPPING

KD; tops and legs packed separately

STACKING

laminate: 10 floor/10 dolly


wood veneer: not recommended

LEG CLEARANCE

OH 17" is 15.375"

OH 28.5" is 26.875"

EDGE PROFILES



LAMINATE SELF

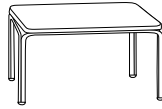


VINYL BUMPER-T



1/8" WOOD LUMBER

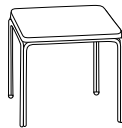
designer stack laminate



RECTANGULAR			MODEL #	LAMINATE EDGE	VINYL EDGES	WOOD EDGE
D 24"	L 30"	OH 28½" WT 36 lb	R02220L	\$558	\$509	\$690
D 24"	L 30"	OH 17" WT 30 lb	R02140L	\$492	\$449	\$630
D 30"	L 42"	OH 28½" WT 52 lb	R02370L	\$559	\$510	\$790
D 30"	L 42"	OH 17" WT 46 lb	R02160L	\$531	\$485	\$765
D 30"	L 48"	OH 28½" WT 57 lb	R02380L	\$697	\$636	\$831



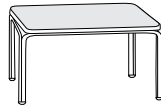
ROUND		MODEL #	LAMINATE EDGE	VINYL EDGES	WOOD EDGE
DIA 36"	OH 28½" WT 38 lb	R02660L	\$673	\$614	\$860
DIA 42"	OH 28½" WT 52 lb	R02680L	\$752	\$687	\$1,049
DIA 48"	OH 28½" WT 68 lb	R02690L	\$864	\$789	\$1,266



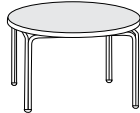
SQUARE			MODEL #	LAMINATE EDGE	VINYL EDGES	WOOD EDGE
D 24"	L 24"	OH 28½" WT 31 lb	R02130L	\$538	\$491	\$602
D 24"	L 24"	OH 17" WT 25 lb	R02110L	\$453	\$414	\$525
D 30"	L 30"	OH 28½" WT 49 lb	R02310L	\$583	\$532	\$656
D 30"	L 30"	OH 17" WT 43 lb	R02150L	\$483	\$441	\$566
D 36"	L 36"	OH 28½" WT 52 lb	R02650L	\$610	\$557	\$727
D 42"	L 42"	OH 28½" WT 68 lb	R02640L	\$764	\$698	\$890

SPECIFICATIONS																																																																																																																							
<p>EXAMPLE:</p> <p>designer stack laminate specification & pricing</p> <table border="0"> <tr> <td>R02220L</td> <td>24" x 30" 28½" WT 36 lb</td> <td>\$558</td> </tr> <tr> <td>LBT</td> <td>dover white</td> <td>+\$0</td> </tr> <tr> <td>BT</td> <td>vinyl bumper-t</td> <td>+\$0</td> </tr> <tr> <td>V35</td> <td>graphite</td> <td>+\$0</td> </tr> <tr> <td>P06</td> <td>silver</td> <td>+\$0</td> </tr> <tr> <td colspan="2"></td> <td>total = \$558</td> </tr> </table> <p><input type="checkbox"/> 1: SELECT DESIGNER STACK prices shown above are list</p> <p><input type="checkbox"/> 2: SELECT OPTIONS for all models, select as needed; add all option prices to table model price</p> <table border="0"> <tr> <td>P54</td> <td>mirror finish</td> <td>+\$100</td> </tr> </table> <p><input type="checkbox"/> 3: SELECT LAMINATE TOP FINISH for all models, select color solid laminates</p> <p>core group</p> <table border="0"> <tr><td>LAS</td><td>black</td></tr> <tr><td>LBT</td><td>dover white</td></tr> <tr><td>LDM</td><td>pearl</td></tr> <tr><td>LB4</td><td>folkstone</td></tr> <tr><td>LDQ</td><td>platinum</td></tr> <tr><td>LCB</td><td>earth</td></tr> <tr><td>LDA</td><td>citadel</td></tr> <tr><td>LDC</td><td>graphite</td></tr> </table>	R02220L	24" x 30" 28½" WT 36 lb	\$558	LBT	dover white	+\$0	BT	vinyl bumper-t	+\$0	V35	graphite	+\$0	P06	silver	+\$0			total = \$558	P54	mirror finish	+\$100	LAS	black	LBT	dover white	LDM	pearl	LB4	folkstone	LDQ	platinum	LCB	earth	LDA	citadel	LDC	graphite	<p>classic wood grain</p> <table border="0"> <tr><td>LTS</td><td>fusion maple</td></tr> <tr><td>LSV</td><td>monticello maple</td></tr> <tr><td>LS2</td><td>huntington maple</td></tr> <tr><td>LXW</td><td>wild cherry</td></tr> <tr><td>LS4</td><td>versailles anigre</td></tr> <tr><td>LTW</td><td>empire mahogany</td></tr> <tr><td>LVK</td><td>montana walnut</td></tr> <tr><td>LT6</td><td>hemlock</td></tr> </table> <p>classic patterns</p> <table border="0"> <tr><td>LRC</td><td>pewter mesh</td></tr> <tr><td>LRP</td><td>grey mesh</td></tr> <tr><td>LPD</td><td>platinum drops</td></tr> <tr><td>LWH</td><td>white drops</td></tr> <tr><td>LNT</td><td>neutral twill</td></tr> <tr><td>LSR</td><td>sarum twill</td></tr> </table> <p>evolving wood grain</p> <table border="0"> <tr><td>LCC</td><td>smokey brown pear</td></tr> <tr><td>LZ7</td><td>white ash</td></tr> <tr><td>LZ8</td><td>weathered ash</td></tr> <tr><td>LZ9</td><td>natural ash</td></tr> <tr><td>LCH</td><td>cherry riftwood</td></tr> </table> <p>non-standard laminate Specify mfg. name and code number, up-charge and extended lead times may apply.</p>	LTS	fusion maple	LSV	monticello maple	LS2	huntington maple	LXW	wild cherry	LS4	versailles anigre	LTW	empire mahogany	LVK	montana walnut	LT6	hemlock	LRC	pewter mesh	LRP	grey mesh	LPD	platinum drops	LWH	white drops	LNT	neutral twill	LSR	sarum twill	LCC	smokey brown pear	LZ7	white ash	LZ8	weathered ash	LZ9	natural ash	LCH	cherry riftwood	<p><input type="checkbox"/> 4: SELECT EDGE PROFILE for all models, select edge profile and color</p> <table border="0"> <tr><td>LS</td><td>laminate self (matches top finish)</td></tr> <tr><td>BT</td><td>vinyl bumper-t</td></tr> <tr><td>V37</td><td>black</td></tr> <tr><td>V35</td><td>graphite</td></tr> <tr><td>V36</td><td>citadel</td></tr> <tr><td>V39</td><td>earth</td></tr> <tr><td>WL</td><td>1/8" wood</td></tr> <tr><td>AJ</td><td>maple</td></tr> <tr><td>AK</td><td>sand</td></tr> <tr><td>AL</td><td>oak</td></tr> <tr><td>AM</td><td>cherry</td></tr> <tr><td>AN</td><td>mahogany</td></tr> <tr><td>AO</td><td>walnut</td></tr> <tr><td>AP</td><td>anthracite</td></tr> <tr><td>AQ</td><td>wenge</td></tr> </table> <p><input type="checkbox"/> 5: SELECT LEG FINISH for all models, select metal</p> <table border="0"> <tr><td>P06</td><td>silver</td></tr> <tr><td>P07</td><td>white</td></tr> <tr><td>P09</td><td>charcoal</td></tr> <tr><td>P10</td><td>black</td></tr> <tr><td>P11</td><td>alloy</td></tr> <tr><td>P54</td><td>mirror finish</td></tr> </table>	LS	laminate self (matches top finish)	BT	vinyl bumper-t	V37	black	V35	graphite	V36	citadel	V39	earth	WL	1/8" wood	AJ	maple	AK	sand	AL	oak	AM	cherry	AN	mahogany	AO	walnut	AP	anthracite	AQ	wenge	P06	silver	P07	white	P09	charcoal	P10	black	P11	alloy	P54	mirror finish
R02220L	24" x 30" 28½" WT 36 lb	\$558																																																																																																																					
LBT	dover white	+\$0																																																																																																																					
BT	vinyl bumper-t	+\$0																																																																																																																					
V35	graphite	+\$0																																																																																																																					
P06	silver	+\$0																																																																																																																					
		total = \$558																																																																																																																					
P54	mirror finish	+\$100																																																																																																																					
LAS	black																																																																																																																						
LBT	dover white																																																																																																																						
LDM	pearl																																																																																																																						
LB4	folkstone																																																																																																																						
LDQ	platinum																																																																																																																						
LCB	earth																																																																																																																						
LDA	citadel																																																																																																																						
LDC	graphite																																																																																																																						
LTS	fusion maple																																																																																																																						
LSV	monticello maple																																																																																																																						
LS2	huntington maple																																																																																																																						
LXW	wild cherry																																																																																																																						
LS4	versailles anigre																																																																																																																						
LTW	empire mahogany																																																																																																																						
LVK	montana walnut																																																																																																																						
LT6	hemlock																																																																																																																						
LRC	pewter mesh																																																																																																																						
LRP	grey mesh																																																																																																																						
LPD	platinum drops																																																																																																																						
LWH	white drops																																																																																																																						
LNT	neutral twill																																																																																																																						
LSR	sarum twill																																																																																																																						
LCC	smokey brown pear																																																																																																																						
LZ7	white ash																																																																																																																						
LZ8	weathered ash																																																																																																																						
LZ9	natural ash																																																																																																																						
LCH	cherry riftwood																																																																																																																						
LS	laminate self (matches top finish)																																																																																																																						
BT	vinyl bumper-t																																																																																																																						
V37	black																																																																																																																						
V35	graphite																																																																																																																						
V36	citadel																																																																																																																						
V39	earth																																																																																																																						
WL	1/8" wood																																																																																																																						
AJ	maple																																																																																																																						
AK	sand																																																																																																																						
AL	oak																																																																																																																						
AM	cherry																																																																																																																						
AN	mahogany																																																																																																																						
AO	walnut																																																																																																																						
AP	anthracite																																																																																																																						
AQ	wenge																																																																																																																						
P06	silver																																																																																																																						
P07	white																																																																																																																						
P09	charcoal																																																																																																																						
P10	black																																																																																																																						
P11	alloy																																																																																																																						
P54	mirror finish																																																																																																																						
<p>OPTIONS</p> <table border="0"> <tr> <td>P54</td> <td>mirror finish</td> <td>+\$100</td> </tr> </table>			P54	mirror finish	+\$100																																																																																																																		
P54	mirror finish	+\$100																																																																																																																					

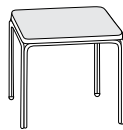
designer stack wood veneer



RECTANGULAR				MODEL #	WOOD EDGE
D 24"	L 30"	OH 28½"	WT 36 lb	R02220V	\$862
D 24"	L 30"	OH 17"	WT 30 lb	R02140V	\$803
D 30"	L 42"	OH 28½"	WT 52 lb	R02370V	\$1,091
D 30"	L 42"	OH 17"	WT 46 lb	R02160V	\$1,067
D 30"	L 48"	OH 28½"	WT 57 lb	R02380V	\$1,174



ROUND			MODEL #	WOOD EDGE
DIA 36"	OH 28½"	WT 38 lb	R02660V	\$1,168
DIA 42"	OH 28½"	WT 52 lb	R02680V	\$1,469
DIA 48"	OH 28½"	WT 68 lb	R02690V	\$1,817



SQUARE				MODEL #	WOOD EDGE
D 24"	L 24"	OH 28½"	WT 31 lb	R02130V	\$740
D 24"	L 24"	OH 17"	WT 25 lb	R02110V	\$660
D 30"	L 30"	OH 28½"	WT 49 lb	R02310V	\$870
D 30"	L 30"	OH 17"	WT 43 lb	R02150V	\$780
D 36"	L 36"	OH 28½"	WT 52 lb	R02650V	\$1,036
D 42"	L 42"	OH 28½"	WT 68 lb	R02640V	\$1,311

90

SPECIFICATIONS																	
<p>EXAMPLE:</p> <p>designer stack wood veneer specification and pricing</p> <table border="0"> <tr> <td>R02140V</td> <td>24" x 30" 17" WT 30 lb</td> <td>\$803</td> </tr> <tr> <td>AM</td> <td>cherry</td> <td>+\$0</td> </tr> <tr> <td>WL</td> <td>½" wood</td> <td>+\$0</td> </tr> <tr> <td>P10</td> <td>black</td> <td>+\$0</td> </tr> <tr> <td colspan="2"></td> <td>total = \$803</td> </tr> </table>	R02140V	24" x 30" 17" WT 30 lb	\$803	AM	cherry	+\$0	WL	½" wood	+\$0	P10	black	+\$0			total = \$803	<p><input type="checkbox"/> 3: SELECT VENEER TOP FINISH</p> <p>for all models, select color</p> <ul style="list-style-type: none"> AJ maple AK sand AL oak AM cherry AN mahogany AO walnut AP anthracite AQ wenge 	<p><input type="checkbox"/> 5: SELECT LEG FINISH</p> <p>for all models, select metal</p> <ul style="list-style-type: none"> P06 silver P07 white P09 charcoal P10 black P11 alloy P54 mirror finish
R02140V	24" x 30" 17" WT 30 lb	\$803															
AM	cherry	+\$0															
WL	½" wood	+\$0															
P10	black	+\$0															
		total = \$803															
<p><input type="checkbox"/> 1: SELECT DESIGNER STACK</p> <p>prices shown above are list</p>	<p><input type="checkbox"/> 4: SELECT EDGE PROFILE</p> <p>for all models, select edge profile</p> <ul style="list-style-type: none"> WL ½" wood AJ maple AK sand AL oak AM cherry AN mahogany AO walnut AP anthracite AQ wenge (matches top finish) 																
<p><input type="checkbox"/> 2: SELECT OPTIONS</p> <p>for all models, select as needed; add all option prices to table model price</p> <table border="0"> <tr> <td>P54</td> <td>mirror finish</td> <td>+\$100</td> </tr> </table>	P54	mirror finish	+\$100														
P54	mirror finish	+\$100															
OPTIONS																	
<table border="0"> <tr> <td>P54</td> <td>mirror finish</td> <td>+\$100</td> </tr> </table>	P54	mirror finish	+\$100														
P54	mirror finish	+\$100															



roam

92

versatile table with flipping top and folding legs

DESIGN

by Dan Cramer and Paul James

STANDARDS

Meets or exceeds ANSI/BIFMA X5.5 durability and safety standards.

CONSTRUCTION

TABLE TOPS: 1 1/4" balanced construction with particle bocadoed with moisture-resistant coverings to form a completely sealed outside surface. Choice of high pressure laminate or European steamed beech veneer. Table tops are produced to exact size.

EDGES: laminate self; vinyl bumper-t; vinyl straight-t; 2mm; urethane comfort; 1/8" wood lumber. Urethane comfort edge is on user side of table. Remaining 3 sides are 2mm edgeband. Veneer tops have matching 1/8" wood lumber edge.

FRAME: 14-gauge; 1 1/2" diameter high strength steel tube

HINGES: 3/16" stamped steel with hinge pin; built-in resistance to hold the top in the flipped-up position

TILT RELEASE: cable release w/polyester pull strap; cable operates two spring loaded latches at end of the table; one person activation

NESTING: tables next 23" for the first table and 10" for each additional table

FOLDING LEG: facilitates stacking on dolly; removable quick release pin (1/2" diameter carbon steel) removes to allow legs to swing toward center of table; re-insert pin to secure leg; standard on all tables

GLIDES: 3" adjustable nylon

CASTERS: locking 3" dual wheel

MODESTY PANEL: nylon and lycra blended fabric attaches to underside of tabletop with four snaps.

HEIGHT ADJUSTMENT: die cast aluminum extensions with spring loaded plungers for easy adjustment - 1 inch increments from 29" to 32"

WIRE MANAGEMENT

HORIZONTAL WIRE MANAGEMENT SYSTEM: rigid base and sides; soft top facilitates wire placement

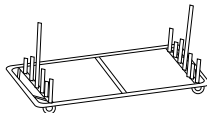
SHIPPING

tables ship fully assembled

STACKING

laminate: 4 on dolly

wood veneer: not recommended



4-WHEEL DOLLY

00039

OW 52" OD 30" OH 38" WT 70 lb

CONSTRUCTION: steel; two swivel casters and two fixed casters; black epoxy

EDGE PROFILES



LAMINATE SELF



VINYL BUMPER-T




VINYL STRAIGHT-T



2MM



URETHANE COMFORT



1/8" WOOD LUMBER



RECTANGULAR FRONT				MODEL #	LAMINATE EDGE	VINYL & 2MM EDGE	URETHANE EDGE	WOOD EDGE
od 20"	ol 48"	oh 29"	wt 63 lb	R03900L	\$1,219	\$1,110	\$1,853	\$1,448
od 20"	ol 60"	oh 29"	wt 75 lb	R03910L	\$1,252	\$1,143	\$2,023	\$1,483
od 20"	ol 72"	oh 29"	wt 82 lb	R03920L	\$1,289	\$1,177	\$2,168	\$1,517
od 24"	ol 48"	oh 29"	wt 70 lb	R03930L	\$1,266	\$1,156	\$1,952	\$1,495
od 24"	ol 60"	oh 29"	wt 84 lb	R03940L	\$1,304	\$1,191	\$2,130	\$1,529
od 24"	ol 72"	oh 29"	wt 99 lb	R03950L	\$1,342	\$1,225	\$2,283	\$1,562
od 30"	ol 48"	oh 29"	wt 82 lb	R03960L	\$1,318	\$1,203	\$2,097	\$1,546
od 30"	ol 60"	oh 29"	wt 101 lb	R03970L	\$1,357	\$1,239	\$2,283	\$1,577
od 30"	ol 72"	oh 29"	wt 119 lb	R03980L	\$1,394	\$1,273	\$2,487	\$1,612

SPECIFICATIONS																															
<p>EXAMPLE:</p> <p>roam laminate specification & pricing</p> <table border="0"> <tr> <td>R03940L</td> <td>24" x 60", 29" WT 84 lb</td> <td>\$2,130</td> <td></td> </tr> <tr> <td>LCD</td> <td>graphite</td> <td>+\$0</td> <td></td> </tr> <tr> <td>HA</td> <td>height adjustable</td> <td>+\$129</td> <td></td> </tr> <tr> <td>UC</td> <td>urethane comfort</td> <td>+\$0</td> <td></td> </tr> <tr> <td>U04</td> <td>dolphin</td> <td>+\$0</td> <td></td> </tr> <tr> <td>P06</td> <td>silver</td> <td>+\$0</td> <td></td> </tr> <tr> <td colspan="2"></td> <td>total = \$2,259</td> <td></td> </tr> </table>				R03940L	24" x 60", 29" WT 84 lb	\$2,130		LCD	graphite	+\$0		HA	height adjustable	+\$129		UC	urethane comfort	+\$0		U04	dolphin	+\$0		P06	silver	+\$0				total = \$2,259	
R03940L	24" x 60", 29" WT 84 lb	\$2,130																													
LCD	graphite	+\$0																													
HA	height adjustable	+\$129																													
UC	urethane comfort	+\$0																													
U04	dolphin	+\$0																													
P06	silver	+\$0																													
		total = \$2,259																													
<p>evolving wood grain</p> <p>LCC smokey brown pear</p> <p>LZ7 white ash</p> <p>LZ8 weathered ash</p> <p>LZ9 natural ash</p> <p>LCH cherry riftwood</p> <p>non-standard laminate</p> <p>Specify mfg. name and code number, up-charge and extended lead times may apply.</p>																															
<p>WL 1/8" wood</p> <p>AJ maple</p> <p>AK sand</p> <p>AL oak</p> <p>AM cherry</p> <p>AN mahogany</p> <p>AO walnut</p> <p>AP anthracite</p> <p>AQ wenge</p>																															
<p>1: SELECT ROAM</p> <p>prices shown above are list</p>																															
<p>2: SELECT OPTIONS</p> <p>for all models, select as needed; add option prices to table model price</p> <table border="0"> <tr> <td>GL</td> <td>glides</td> <td>+\$0</td> <td></td> </tr> <tr> <td>RG</td> <td>gang</td> <td>+\$34</td> <td></td> </tr> <tr> <td>AD4</td> <td>surface alignment, set of 4</td> <td>+\$34</td> <td></td> </tr> <tr> <td>AD8</td> <td>surface alignment, set of 8</td> <td>+\$57</td> <td></td> </tr> <tr> <td>HA</td> <td>height adjustable</td> <td>+\$129</td> <td></td> </tr> <tr> <td>P54</td> <td>mirror finish</td> <td>+\$185</td> <td></td> </tr> </table>				GL	glides	+\$0		RG	gang	+\$34		AD4	surface alignment, set of 4	+\$34		AD8	surface alignment, set of 8	+\$57		HA	height adjustable	+\$129		P54	mirror finish	+\$185					
GL	glides	+\$0																													
RG	gang	+\$34																													
AD4	surface alignment, set of 4	+\$34																													
AD8	surface alignment, set of 8	+\$57																													
HA	height adjustable	+\$129																													
P54	mirror finish	+\$185																													
<p>3: SELECT LAMINATE TOP FINISH</p> <p>for all models, select color</p> <p>core group</p> <p>LAS black</p> <p>LBT dover white</p> <p>LDM pearl</p> <p>LB4 folkstone</p> <p>LDQ platinum</p> <p>LCB earth</p> <p>LDA citadel</p> <p>LDC graphite</p> <p>classic wood grain</p> <p>LTS fusion maple</p> <p>LSV monticello maple</p> <p>LS2 huntington maple</p> <p>LXW wild cherry</p> <p>LS4 versailles anigre</p> <p>LTW empire mahogany</p> <p>LVK montana walnut</p> <p>LT6 hemlock</p> <p>classic patterns</p> <p>LRC pewter mesh</p> <p>LRP grey mesh</p> <p>LPD platinum drops</p> <p>LWH white drops</p> <p>LNT neutral twill</p> <p>LSR sarum twill</p>																															
<p>4: SELECT EDGE PROFILE</p> <p>for all solid and other laminate table models, select edge profile</p> <p>LS laminate self (matches top finish)</p> <p>BT vinyl bumper-t</p> <p>V37 black</p> <p>V35 graphite</p> <p>V36 citadel</p> <p>V39 earth</p> <p>ST vinyl straight-t</p> <p>V37 black</p> <p>V35 graphite</p> <p>V36 citadel</p> <p>V39 earth</p> <p>MM 2mm edgeband</p> <p>E37 black</p> <p>E30 white</p> <p>E31 neutral white</p> <p>E33 folkstone</p> <p>E32 platinum</p> <p>E39 earth</p> <p>E36 citadel</p> <p>E35 graphite</p> <p>E38 brown</p> <p>E34 satin silver</p> <p>E41 fusion maple</p> <p>E42 monticello maple</p> <p>E43 huntinton maple</p> <p>E44 wild cherry</p> <p>E45 versailles anigre</p> <p>E40 empire mahogany</p> <p>E47 montana walnut</p> <p>E46 hemlock</p> <p>UC urethane comfort *</p> <p>U02 wolf</p> <p>U04 dolphin</p> <p>U05 otter</p> <p>U06 black bear</p> <p>U22 hippo</p> <p>U25 koala</p> <p>U26 kangaroo</p> <p>U27 oyster</p> <p>U32 beaver</p> <p>U24 cardinal</p> <p>U13 blue heron</p> <p>U14 jay</p> <p>U21 parakeet</p> <p>U23 oriole</p>																															
<p>5: SELECT LEG FINISH</p> <p>for all models, select metal</p> <p>P06 silver</p> <p>P07 white</p> <p>P09 charcoal</p> <p>P10 black</p> <p>P11 alloy</p> <p>P54 mirror finish</p>																															
<p>6: SELECT ROAM MODESTY PANEL</p> <p>modesty panel, select color</p> <p>MPB modesty panel, black \$163</p> <p>MPW modesty panel, white \$163</p> <p>MPA modesty panel, acrylic \$227</p>																															
<p>7: WIRE MANAGEMENT</p> <p>HT 4-channel vertical wire man \$149</p>																															
<p>8: SELECT GROMMETS</p> <p>rectangle grommet covers, select as needed</p> <p>CTOL left corner \$76</p> <p>CTOR right corner \$76</p> <p>CTLR left and right corner \$149</p> <p>oval grommet covers, select as needed</p> <p>COOL left corner \$76</p> <p>COOR right corner \$76</p> <p>COLR left and right corner \$149</p> <p>* Urethane comfort edge is on user side only. Remaining sides are 2mm edgeband and color must be specified.</p>																															

OPTIONS			
GL	glides; black plastic	+\$0	
RG	gang; retractable steel	+\$34	
AD4	surface alignment, set of 4	+\$34	
AD8	surface alignment, set of 8	+\$57	
HA	height adjustment; manual pin lift adjusts tables from 29" to 32"	+\$129	
P54	mirror finish	+\$185	

Can not be used w/ gangs or front to front with a modesty panel.

roam wood veneer



RECTANGULAR FRONT				MODEL #	WOOD EDGE
OD 20"	OL 48"	OH 29"	WT 63 lb	R03900V	\$1,862
OD 20"	OL 60"	OH 29"	WT 75 lb	R03910V	\$2,102
OD 20"	OL 72"	OH 29"	WT 82 lb	R03920V	\$2,368
OD 24"	OL 48"	OH 29"	WT 70 lb	R03930V	\$1,909
OD 24"	OL 60"	OH 29"	WT 84 lb	R03940V	\$2,167
OD 24"	OL 72"	OH 29"	WT 99 lb	R03950V	\$2,319
OD 30"	OL 48"	OH 29"	WT 82 lb	R03960V	\$2,032
OD 30"	OL 60"	OH 29"	WT 101 lb	R03970V	\$2,323
OD 30"	OL 72"	OH 29"	WT 119 lb	R03980V	\$2,622

94

SPECIFICATIONS																																																														
<p>EXAMPLE:</p> <p>roam wood veneer specification & pricing</p> <table border="0"> <tr> <td>R03910V</td> <td>20" x 60" 29" WT 75 lb</td> <td>\$2,102</td> </tr> <tr> <td>GL</td> <td>glides</td> <td>+\$0</td> </tr> <tr> <td>AN</td> <td>mahogany</td> <td>+\$0</td> </tr> <tr> <td>P06</td> <td>silver</td> <td>+\$0</td> </tr> <tr> <td colspan="2"></td> <td>total = \$2,102</td> </tr> </table> <p><input type="checkbox"/> 1: SELECT ROAM</p> <p>prices shown above are list</p> <p><input type="checkbox"/> 2: SELECT OPTIONS</p> <p>for all models, select as needed; add option prices to table model price</p> <table border="0"> <tr> <td>GL</td> <td>glides</td> <td>+\$0</td> </tr> <tr> <td>RG</td> <td>gang</td> <td>+\$34</td> </tr> <tr> <td>AD4</td> <td>surface alignment, set of 4</td> <td>+\$34</td> </tr> <tr> <td>AD8</td> <td>surface alignment, set of 8</td> <td>+\$57</td> </tr> <tr> <td>HA</td> <td>height adjustable</td> <td>+\$129</td> </tr> <tr> <td>P54</td> <td>mirror finish</td> <td>+\$185</td> </tr> </table> <p><input type="checkbox"/> 3: SELECT VENEER TOP FINISH</p> <p>for all models, select color</p> <table border="0"> <tr> <td>AJ</td> <td>maple</td> </tr> <tr> <td>AK</td> <td>sand</td> </tr> <tr> <td>AL</td> <td>oak</td> </tr> <tr> <td>AM</td> <td>cherry</td> </tr> <tr> <td>AN</td> <td>mahogany</td> </tr> <tr> <td>AO</td> <td>walnut</td> </tr> <tr> <td>AP</td> <td>anthracite</td> </tr> <tr> <td>AQ</td> <td>wenge</td> </tr> </table>	R03910V	20" x 60" 29" WT 75 lb	\$2,102	GL	glides	+\$0	AN	mahogany	+\$0	P06	silver	+\$0			total = \$2,102	GL	glides	+\$0	RG	gang	+\$34	AD4	surface alignment, set of 4	+\$34	AD8	surface alignment, set of 8	+\$57	HA	height adjustable	+\$129	P54	mirror finish	+\$185	AJ	maple	AK	sand	AL	oak	AM	cherry	AN	mahogany	AO	walnut	AP	anthracite	AQ	wenge	<p><input type="checkbox"/> 4: SELECT LEG FINISH</p> <p>for all models, select metal</p> <table border="0"> <tr> <td>P06</td> <td>silver</td> </tr> <tr> <td>P07</td> <td>white</td> </tr> <tr> <td>P09</td> <td>charcoal</td> </tr> <tr> <td>P10</td> <td>black</td> </tr> <tr> <td>P11</td> <td>alloy</td> </tr> <tr> <td>P54</td> <td>mirror finish</td> </tr> </table>	P06	silver	P07	white	P09	charcoal	P10	black	P11	alloy	P54	mirror finish
R03910V	20" x 60" 29" WT 75 lb	\$2,102																																																												
GL	glides	+\$0																																																												
AN	mahogany	+\$0																																																												
P06	silver	+\$0																																																												
		total = \$2,102																																																												
GL	glides	+\$0																																																												
RG	gang	+\$34																																																												
AD4	surface alignment, set of 4	+\$34																																																												
AD8	surface alignment, set of 8	+\$57																																																												
HA	height adjustable	+\$129																																																												
P54	mirror finish	+\$185																																																												
AJ	maple																																																													
AK	sand																																																													
AL	oak																																																													
AM	cherry																																																													
AN	mahogany																																																													
AO	walnut																																																													
AP	anthracite																																																													
AQ	wenge																																																													
P06	silver																																																													
P07	white																																																													
P09	charcoal																																																													
P10	black																																																													
P11	alloy																																																													
P54	mirror finish																																																													

OPTIONS			
GL	glides; black plastic	+\$0	
RG	gang; retractable steel	+\$ 34	HA
AD4	surface alignment, set of 4	+\$ 34	height adjustment; manual pin lift adjusts tables from 29" to 32"
AD8	surface alignment, set of 8 Can not be used w/ gangs or front to front with a modesty panel.	+\$ 57	P54
			mirror finish
			+\$ 185

roam accessories



CLOTH MODESTY PANEL, BLACK

MPB \$163

CLOTH MODESTY PANEL, WHITE

MPW \$163

nylon and lycra blended fabric stretches the length of the table top, fastened underneath the top with 4 snaps; modesty panel may be ordered separately



ACRYLIC MODESTY PANEL, WHITE OPAQUE

MPA \$227

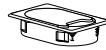
Opaque white acrylic panel, fastens underneath the top with swinging hinges. Modesty panel may be ordered separately.



HORIZONTAL WIRE MANAGEMENT, 4-CHANNEL

HT \$149

rigid base and sides; soft top facilitates wire placement; black only; ships attached; may be ordered separately



RECTANGULAR GROMMET COVERS

CTOL left corner + \$76

CTOR right corner + \$76

CTLR left and right corners + \$149



OVAL GROMMET COVERS

COOL left corner + \$76

COOR right corner + \$76

COLR left and right corners + \$149

95

ACCESSORIES	
EXAMPLE	
roam accessories specifications and pricing, add accessories to each model	
R03910L	20" X 60" 29" WT 75 lb \$1,252
LCD	graphite +\$0
MM	2MM edge +\$0
E35	graphite +\$0
P06	silver +\$0
MPB	modesty panel, black + \$155
total = \$1,407	
<input type="checkbox"/>	1: SELECT MODESTY PANEL
modesty panel, select color	
MPB	modesty panel, black \$163
MPW	modesty panel, white \$163
MPA	modesty panel, acrylic \$227
<input type="checkbox"/>	2: SELECT WIRE MANAGEMENT
4-channel wire mangement	
HT	4-channel vertical wire man \$149
<input type="checkbox"/>	3: SELECT GROMMETS
rectangle grommet covers, select as needed	
CTOL	rectangular, left corner \$76
CTOR	rectangular, right corner \$76
CTLR	rectangular, left & right corners \$149
oval grommet covers, select as needed	
COOL	oval, left corner \$76
COOR	oval, right corner \$76
COLR	oval, left & right corners \$149



saturn

simple training table available with fixed or folding legs and an optional flipping top

DESIGN

by Fixtures Furniture Design Group

STANDARDS

Meets or exceeds ANSI/BIFMA x5.5 durability and safety standards.

CONSTRUCTION

TABLE TOP: 1 1/8" balanced construction with particle board core, edged and backed with moisture-resistant coverings to form a completely sealed outside surface. Choice of high pressure laminate or European steamed beech veneer. Tops are shipped pre-drilled for easy assembly to bases. 60" and 72" tables have 1" x 1" steel tubing support to prevent bowing. Table tops are produced to industry standard nominal sizing. For exact size table tops, contact customer service for lead times and up-charges.

EDGES: laminate self; vinyl bumper-t; vinyl straight-t; 2mm; urethane comfort; 1/8" wood lumber. Veneer tops have matching 1/8" wood lumber edge. Urethane comfort edge on rectangular tops are on user side of table. Remaining sides are 2mm.

FRAME: 2" diameter 13-gauge steel column and 14-gauge foot

FOLDING MECHANISM: nylon injection-molded body with metal parts, positive lock up or down, simple single lever operation

FLIP-TOP MECHANISM: 7 gauge steel plate allows table top to stand upright, locking arm to prevent top from falling; swing bolt and threaded knob secure table top in work position

GLIDES: adjustable for leveling (3/8" - 16 nickel plated steel base, black vinyl cushion, 1" thread for leveling adjustment)

CASTERS: 2" dual wheel, two swivel and two fixed, black only

MODESTY PANEL: 18 gauge steel; attaches to underside of table with thumbscrews

SHIPPING

KD; tops and legs packaged separately. T and Cantilever bases are fully assembled. X-bases require assembly.

STACKING

laminate: 6 vertically on dolly (folding leg models only)

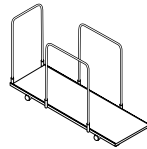
wood veneer: not recommended

4-WHEEL DOLLY

00042

OW 74" OD 33" OH 44" WT 200 lb

CONSTRUCTION: steel; two swivel casters and two fixed casters; black epoxy



EDGE PROFILES



LAMINATE SELF



VINYL BUMPER-T



VINYL STRAIGHT-T



2MM



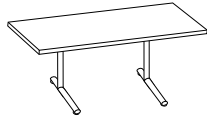
URETHANE COMFORT



1/8" WOOD LUMBER

Tables nest at approximately 9.1" deep.

saturn fixed leg laminate



RECTANGULAR C-LEG				MODEL #	LAMINATE EDGE	VINYL & 2MM EDGES	URETHANE EDGE	WOOD EDGE
D 20"	L 42"	OH 29"	WT 56 lb	R04211L	\$676	\$617	\$1,115	\$762
D 20"	L 48"	OH 29"	WT 60 lb	R04221L	\$689	\$629	\$1,156	\$805
D 20"	L 60"	OH 29"	WT 68 lb	R04231L	\$728	\$665	\$1,499	\$952
D 20"	L 72"	OH 29"	WT 76 lb	R04241L	\$766	\$699	\$1,610	\$1,142
D 24"	L 42"	OH 29"	WT 62 lb	R04251L	\$711	\$649	\$1,282	\$795
D 24"	L 48"	OH 29"	WT 66 lb	R04261L	\$725	\$662	\$1,298	\$837
D 24"	L 60"	OH 29"	WT 76 lb	R04271L	\$764	\$697	\$1,651	\$984
D 24"	L 72"	OH 29"	WT 85 lb	R04281L	\$802	\$732	\$1,758	\$1,179

SPECIFICATIONS

EXAMPLE:

saturn fixed leg laminate specification and pricing

R04280L	24" x 72" 29" WT 89 lb	\$814
LCD	graphite	+\$0
BT	vinyl bumper-t	+\$0
U04	dolphin	+\$0
V35	graphite	+\$0
P06	silver	+\$0
total = \$814		

1: SELECT SATURN W/ FIXED LEG

prices shown above are list

2: SELECT OPTIONS

for t & c-base models, select as needed; add all option prices to table model price

CS	casters	+ \$55
TG	gang	+ \$35
P54	mirror finish	+ \$145

for x-base models, select as needed; add all option prices to table model price

TG	gang (n/a on round tops)	+ \$35
P54	mirror finish	+ \$145

3: SELECT LAMINATE TOP FINISH

for all models, select color

core group

- LAS black
- LBT dover white
- LDM pearl
- LB4 folkstone
- LDQ platinum
- LCB earth
- LDA citadel
- LDC graphite

classic wood grain

- LTS fusion maple
- LSV monticello maple
- LS2 huntington maple
- LXW wild cherry
- LS4 versailles anigre
- LTW empire mahogany
- LVK montana walnut
- LT6 hemlock

classic patterns

- LRC pewter mesh
- LRP grey mesh
- LPD platinum drops
- LWH white drops
- LNT neutral twill
- LSR sarum twill

evolving wood grain

- LCC smokey brown pear
- LZ7 white ash
- LZ8 weathered ash
- LZ9 natural ash
- LCH cherry riftwood

non-standard laminate
Specify mfg. name and code number, up-charge and extended lead times may apply.

4: SELECT EDGE PROFILE

for solid or other laminate models, select edge profile and color

- LS laminate self (matches top finish)
- BT vinyl bumper-t
 - V37 black
 - V35 graphite
 - V36 citadel
 - V39 earth
- ST vinyl straight-t
 - V35 graphite
 - V36 citadel
 - V39 earth

MM 2mm edgeband

- E37 black
- E30 white
- E31 neutral white
- E33 folkstone
- E32 platinum
- E39 earth
- E36 citadel
- E35 graphite
- E38 brown
- E34 satin silver
- E41 fusion maple
- E42 monticello maple
- E43 huntington maple
- E44 wild cherry
- E45 versailles anigre
- E40 empire mahogany
- E47 montana walnut
- E46 hemlock

UC urethane comfort *

U02	wolf	U24	cardinal
U04	dolphin	U13	blue heron
U05	otter	U14	jay
U06	black bear	U21	parakeet
U22	hippo	U23	oriole
U25	koala		
U26	kangaroo		
U27	oyster		
U32	beaver		

WL 1/8" wood

- AJ maple
- AK sand
- AL oak
- AM cherry
- AN mahogany
- AO walnut
- AP anthracite
- AQ wenge

5: SELECT LEG FINISH

for all models, select metal

- P06 silver
- P07 white
- P09 charcoal
- P10 black
- P11 alloy
- P54 mirror finish

6: SELECT DOLLY

00042 \$1262

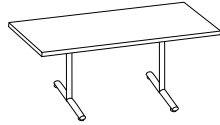
* Urethane comfort edge is on user side only. Remaining sides are 2mm edgeband and color must be specified.

97

OPTIONS

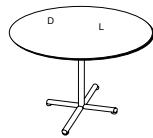
CS	casters: 2 locking and 2 non-locking black only (not available on x-base tables)	+ \$ 55	TG	gang: steel, factory installed	\$ 35	P54	mirror finish	+ \$145
----	--	---------	----	-----------------------------------	-------	-----	---------------	---------

saturn fixed leg laminate



RECTANGULAR T-LEG				MODEL #	LAMINATE EDGE	VINYL & 2MM EDGES	URETHANE EDGE	WOOD EDGE
D 20"	L 42"	OH 29"	WT 60 lb	R04210L	\$682	\$623	\$1,122	\$769
D 20"	L 48"	OH 29"	WT 64 lb	R04220L	\$697	\$636	\$1,162	\$812
D 20"	L 60"	OH 29"	WT 72 lb	R04230L	\$736	\$672	\$1,506	\$960
D 20"	L 72"	OH 29"	WT 80 lb	R04240L	\$773	\$706	\$1,616	\$1,148
D 24"	L 42"	OH 29"	WT 66 lb	R04250L	\$723	\$660	\$1,294	\$806
D 24"	L 48"	OH 29"	WT 70 lb	R04260L	\$738	\$674	\$1,308	\$849
D 24"	L 60"	OH 29"	WT 80 lb	R04270L	\$777	\$710	\$1,661	\$998
D 24"	L 72"	OH 29"	WT 89 lb	R04280L	\$814	\$743	\$1,770	\$1,185
D 30"	L 42"	OH 29"	WT 74 lb	R04310L	\$743	\$678	\$1,401	\$946
D 30"	L 48"	OH 29"	WT 90 lb	R04320L	\$757	\$691	\$1,433	\$886
D 30"	L 60"	OH 29"	WT 104 lb	R04330L	\$841	\$768	\$1,834	\$1,049
D 30"	L 72"	OH 29"	WT 118 lb	R04340L	\$879	\$802	\$1,911	\$1,215

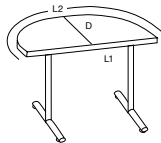
98



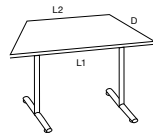
ROUND			MODEL #	LAMINATE EDGE	VINYL & 2MM EDGES	URETHANE EDGE	WOOD EDGE
DIA 30"	OH 29"	WT 40 lb	R04020L	\$566	\$517	\$982	\$937
DIA 36"	OH 29"	WT 52 lb	R04030L	\$626	\$571	\$1,078	\$1,011
DIA 42"	OH 29"	WT 66 lb	R04040L	\$845	\$772	\$1,301	\$1,203
DIA 48"	OH 29"	WT 78 lb	R04050L	\$892	\$815	\$1,373	\$1,262



SQUARE				MODEL #	LAMINATE EDGE	VINYL & 2MM EDGES	URETHANE EDGE	WOOD EDGE
D 24"	L 24"	OH 29"	WT 35 lb	R04100L	\$509	\$465	\$857	\$653
D 30"	L 30"	OH 29"	WT 47 lb	R04120L	\$570	\$521	\$1,012	\$677
D 36"	L 36"	OH 29"	WT 61 lb	R04130L	\$707	\$646	\$1,161	\$823
D 42"	L 42"	OH 29"	WT 78 lb	R04140L	\$851	\$777	\$1,325	\$960
D 48"	L 48"	OH 29"	WT 96 lb	R04150L	\$879	\$802	\$1,385	\$1,074

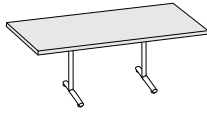


HALF ROUND				MODEL #	LAMINATE EDGE	VINYL & 2MM EDGES	URETHANE EDGE	WOOD EDGE	
D 24"	L1 48"	L2 75½"	OH 29"	WT 64 lb	R04500L	\$887	\$810	\$1,262	\$1,206
D 30"	L1 60"	L2 94"	OH 29"	WT 84 lb	R04510L	\$945	\$863	\$1,812	\$1,696



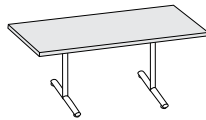
TRAPEZOID				MODEL #	LAMINATE EDGE	VINYL & 2MM EDGES	URETHANE EDGE	WOOD EDGE	
D 24"	L1 48"	L2 24"	OH 29"	WT 62 lb	R04520L	\$1,053	\$962	n/a	\$1,105
D 30"	L1 60"	L2 30"	OH 29"	WT 79 lb	R04530L	\$1,061	\$969	n/a	\$1,448

saturn fixed leg wood veneer



RECTANGULAR C-LEG				MODEL #	WOOD EDGE
D 20"	L 42"	OH 29"	WT 56 lb	R04211V	\$994
D 20"	L 48"	OH 29"	WT 60 lb	R04221V	\$1,070
D 20"	L 60"	OH 29"	WT 68 lb	R04231V	\$1,283
D 20"	L 72"	OH 29"	WT 76 lb	R04241V	\$1,472
D 24"	L 42"	OH 29"	WT 62 lb	R04251V	\$1,059
D 24"	L 48"	OH 29"	WT 66 lb	R04261V	\$1,136
D 24"	L 60"	OH 29"	WT 76 lb	R04271V	\$1,349
D 24"	L 72"	OH 29"	WT 85 lb	R04281V	\$1,539

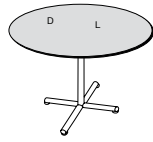
100



RECTANGULAR T-LEG				MODEL #	WOOD EDGE
OD 20"	OL 42"	OH 29"	WT 60 lb	R04210V	\$1,001
OD 20"	OL 48"	OH 29"	WT 64 lb	R04220V	\$1,075
OD 20"	OL 60"	OH 29"	WT 72 lb	R04230V	\$1,288
OD 20"	OL 72"	OH 29"	WT 80 lb	R04240V	\$1,477
OD 24"	OL 42"	OH 29"	WT 66 lb	R04250V	\$1,073
OD 24"	OL 48"	OH 29"	WT 70 lb	R04260V	\$1,148
OD 24"	OL 60"	OH 29"	WT 80 lb	R04270V	\$1,362
OD 24"	OL 72"	OH 29"	WT 89 lb	R04280V	\$1,550
OD 30"	OL 42"	OH 29"	WT 74 lb	R04310V	\$1,236
OD 30"	OL 48"	OH 29"	WT 90 lb	R04320V	\$1,340
OD 30"	OL 60"	OH 29"	WT 104 lb	R04330V	\$1,526
OD 30"	OL 72"	OH 29"	WT 118 lb	R04340V	\$1,680

SPECIFICATIONS																																
<p>EXAMPLE:</p> <p>saturn fixed leg wood veneer specification and pricing</p> <table border="0"> <tr> <td>R04140V</td> <td>42" x 42" 29" WT 78 lb</td> <td>\$1,346</td> </tr> <tr> <td>AN</td> <td>mahogany</td> <td>+\$0</td> </tr> <tr> <td>P06</td> <td>silver</td> <td>+\$0</td> </tr> <tr> <td colspan="2"></td> <td>total = \$1,346</td> </tr> </table>		R04140V	42" x 42" 29" WT 78 lb	\$1,346	AN	mahogany	+\$0	P06	silver	+\$0			total = \$1,346	<p><input type="checkbox"/> 3: SELECT VENEER TOP</p> <p>for all models, select color</p> <table border="0"> <tr><td>AJ</td><td>maple</td></tr> <tr><td>AK</td><td>sand</td></tr> <tr><td>AL</td><td>oak</td></tr> <tr><td>AM</td><td>cherry</td></tr> <tr><td>AN</td><td>mahogany</td></tr> <tr><td>AO</td><td>walnut</td></tr> <tr><td>AP</td><td>anthracite</td></tr> <tr><td>AQ</td><td>wenge</td></tr> </table>		AJ	maple	AK	sand	AL	oak	AM	cherry	AN	mahogany	AO	walnut	AP	anthracite	AQ	wenge	
R04140V	42" x 42" 29" WT 78 lb	\$1,346																														
AN	mahogany	+\$0																														
P06	silver	+\$0																														
		total = \$1,346																														
AJ	maple																															
AK	sand																															
AL	oak																															
AM	cherry																															
AN	mahogany																															
AO	walnut																															
AP	anthracite																															
AQ	wenge																															
<p><input type="checkbox"/> 1: SELECT SATURN W/ FIXED LEG</p> <p>prices shown above are list</p>		<p><input type="checkbox"/> 4: SELECT LEG FINISH</p> <p>for all models, select metal</p> <table border="0"> <tr><td>P06</td><td>silver</td></tr> <tr><td>P07</td><td>white</td></tr> <tr><td>P09</td><td>charcoal</td></tr> <tr><td>P10</td><td>black</td></tr> <tr><td>P11</td><td>alloy</td></tr> <tr><td>P54</td><td>mirror finish</td></tr> </table>		P06	silver	P07	white	P09	charcoal	P10	black	P11	alloy	P54	mirror finish																	
P06	silver																															
P07	white																															
P09	charcoal																															
P10	black																															
P11	alloy																															
P54	mirror finish																															
<p><input type="checkbox"/> 2: SELECT OPTIONS</p> <p>for t- and c-leg models, select as needed; add all option prices to table model price</p> <table border="0"> <tr><td>CS</td><td>casters</td><td>+\$55</td></tr> <tr><td>TG</td><td>gang</td><td>+\$35</td></tr> <tr><td>P54</td><td>mirror finish</td><td>+\$145</td></tr> </table> <p>for x-base models, select as needed; add all option prices to table model price</p> <table border="0"> <tr><td>TG</td><td>gang (n/a on round tops)</td><td>+\$35</td></tr> <tr><td>P54</td><td>mirror finish</td><td>+\$145</td></tr> </table>		CS	casters	+\$55	TG	gang	+\$35	P54	mirror finish	+\$145	TG	gang (n/a on round tops)	+\$35	P54	mirror finish	+\$145																
CS	casters	+\$55																														
TG	gang	+\$35																														
P54	mirror finish	+\$145																														
TG	gang (n/a on round tops)	+\$35																														
P54	mirror finish	+\$145																														
OPTIONS																																
CS	casters; 2 locking and 2 non-locking; black only (not available on x-base tables)	+\$ 55	TG	gang; steel; factory installed	+\$ 35	P54	mirror finish;	+\$145																								

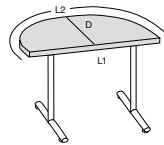
saturn fixed leg wood veneer



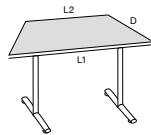
ROUND			MODEL #	WOOD EDGE
DIA 30"	OH 29"	WT 40 lb	R04020V	\$975
DIA 36"	OH 29"	WT 52 lb	R04030V	\$1,120
DIA 42"	OH 29"	WT 66 lb	R04040V	\$1,466
DIA 48"	OH 29"	WT 78 lb	R04050V	\$1,614



SQUARE				MODEL #	WOOD EDGE
D 24"	L 24"	OH 29"	WT 35 lb	R04100V	\$710
D 30"	L 30"	OH 29"	WT 47 lb	R04120V	\$852
D 36"	L 36"	OH 29"	WT 61 lb	R04130V	\$1,088
D 42"	L 42"	OH 29"	WT 78 lb	R04140V	\$1,346
D 48"	L 48"	OH 29"	WT 96 lb	R04150V	\$1,602



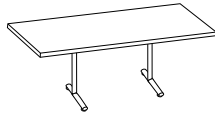
HALF ROUND				MODEL #	WOOD EDGE	
D 24"	L1 48"	L2 75½"	OH 29"	WT 64 lb	R04500V	\$1,471
D 30"	L1 60"	L2 94"	OH 29"	WT 84 lb	R04510V	\$2,109



TRAPEZOID				MODEL #	WOOD EDGE	
D 24"	L1 48"	L2 24"	OH 29"	WT 62 lb	R04520V	\$1,368
D 30"	L1 60"	L2 30"	OH 29"	WT 79 lb	R04530V	\$1,783

101

saturn folding leg laminate



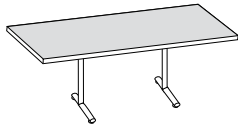
RECTANGULAR C-LEG				MODEL #	LAMINATE EDGE	VINYL & 2MM EDGES	URETHANE EDGE	WOOD EDGE
D 20"	L 60"	OH 29"	WT 70 lb	R04238L	\$1,117	\$1,020	\$1,853	\$1,306
D 20"	L 72"	OH 29"	WT 78 lb	R04348L	\$1,155	\$1,054	\$1,964	\$1,495
D 24"	L 60"	OH 29"	WT 78 lb	R04278L	\$1,227	\$1,120	\$2,072	\$1,408
D 24"	L 72"	OH 29"	WT 87 lb	R04288L	\$1,265	\$1,155	\$2,182	\$1,597

RECTANGULAR T-LEG				MODEL #	LAMINATE EDGE	VINYL & 2MM EDGES	URETHANE EDGE	WOOD EDGE
D 20"	L 60"	OH 29"	WT 74 lb	R04237L	\$1,122	\$1,025	\$1,861	\$1,314
D 20"	L 72"	OH 29"	WT 82 lb	R04247L	\$1,160	\$1,059	\$1,971	\$1,503
D 24"	L 60"	OH 29"	WT 82 lb	R04277L	\$1,164	\$1,063	\$2,016	\$1,349
D 24"	L 72"	OH 29"	WT 91 lb	R04287L	\$1,202	\$1,097	\$2,125	\$1,540
D 30"	L 60"	OH 29"	WT 106 lb	R04337L	\$1,221	\$1,115	\$2,189	\$1,403
D 30"	L 72"	OH 29"	WT 120 lb	R04347L	\$1,259	\$1,150	\$2,266	\$1,570

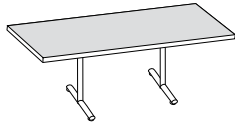
102

SPECIFICATIONS																																							
<p>EXAMPLE:</p> <p>saturn folding leg laminate specification and pricing</p> <table border="0"> <tr> <td>R04237L</td> <td>20" x 60" 29" WT 74 lb</td> <td>\$1,861</td> <td></td> </tr> <tr> <td>CS</td> <td>casters</td> <td>+ \$55</td> <td></td> </tr> <tr> <td>LCD</td> <td>graphite</td> <td>+ \$0</td> <td></td> </tr> <tr> <td>UC</td> <td>urethane comfort</td> <td>+ \$0</td> <td></td> </tr> <tr> <td>U04</td> <td>dolphin</td> <td>+ \$0</td> <td></td> </tr> <tr> <td>P06</td> <td>silver</td> <td>+ \$0</td> <td></td> </tr> <tr> <td colspan="2"></td> <td>total = \$1,916</td> <td></td> </tr> </table>		R04237L	20" x 60" 29" WT 74 lb	\$1,861		CS	casters	+ \$55		LCD	graphite	+ \$0		UC	urethane comfort	+ \$0		U04	dolphin	+ \$0		P06	silver	+ \$0				total = \$1,916		<p>classic patterns</p> <p>LRC pewter mesh LRP grey mesh LPD platinum drops LWH white drops LNT neutral twill LSR sarum twill</p> <p>evolving wood grain</p> <p>LCC smokey brown pear LZ7 white ash LZ8 weathered ash LZ9 natural ash LCH cherry riftwood</p> <p>non-standard laminate Specify mfg. name and code number, up-charge and extended lead times may apply.</p>									
R04237L	20" x 60" 29" WT 74 lb	\$1,861																																					
CS	casters	+ \$55																																					
LCD	graphite	+ \$0																																					
UC	urethane comfort	+ \$0																																					
U04	dolphin	+ \$0																																					
P06	silver	+ \$0																																					
		total = \$1,916																																					
<p><input type="checkbox"/> 1: SELECT SATURN W/ FOLDING LEG prices shown above are list</p>		<p><input type="checkbox"/> 4: SELECT EDGE PROFILE for solid and other laminate table models, select edge profile and color</p> <p>LS laminate self (matches top finish)</p> <p>BT vinyl bumper-t V37 black V35 graphite V36 citadel V39 earth</p> <p>ST vinyl straight-t V35 graphite V36 citadel V39 earth</p> <p>MM 2mm edgeband E37 black E30 white E31 neutral white E33 folkstone E32 platinum E39 earth E36 citadel E35 graphite E38 brown E34 satin silver E41 fusion maple E42 monticello maple E43 huntinton maple E44 wild cherry E45 versailles anigre E40 empire mahogany E47 montana walnut E46 hemlock</p>																																					
<p><input type="checkbox"/> 2: SELECT OPTIONS</p> <p>for all models, select as needed; add all option prices to table model price</p> <table border="0"> <tr> <td>CS</td> <td>casters</td> <td>+ \$55</td> <td></td> </tr> <tr> <td>TG</td> <td>gang</td> <td>+ \$35</td> <td></td> </tr> <tr> <td>P54</td> <td>mirror finish</td> <td>+ \$145</td> <td></td> </tr> </table>		CS	casters	+ \$55		TG	gang	+ \$35		P54	mirror finish	+ \$145		<p><input type="checkbox"/> 5: SELECT LEG FINISH for all models, select metal</p> <table border="0"> <tr> <td>P06</td> <td>silver</td> <td></td> <td></td> </tr> <tr> <td>P07</td> <td>white</td> <td></td> <td></td> </tr> <tr> <td>P09</td> <td>charcoal</td> <td></td> <td></td> </tr> <tr> <td>P10</td> <td>black</td> <td></td> <td></td> </tr> <tr> <td>P11</td> <td>alloy</td> <td></td> <td></td> </tr> <tr> <td>P54</td> <td>mirror finish</td> <td></td> <td></td> </tr> </table>		P06	silver			P07	white			P09	charcoal			P10	black			P11	alloy			P54	mirror finish		
CS	casters	+ \$55																																					
TG	gang	+ \$35																																					
P54	mirror finish	+ \$145																																					
P06	silver																																						
P07	white																																						
P09	charcoal																																						
P10	black																																						
P11	alloy																																						
P54	mirror finish																																						
<p><input type="checkbox"/> 3: SELECT LAMINATE TOP FINISH</p> <p>for all models, select color</p> <p>core group</p> <p>LAS black LBT dover white LDM pearl LB4 folkstone LDQ platinum LCB earth LDA citadel LDC graphite</p> <p>classic wood grain</p> <p>LTS fusion maple LSV monticello maple LS2 huntington maple LXW wild cherry LS4 versailles anigre LTW empire mahogany LVK montana walnut LT6 hemlock</p>		<p><input type="checkbox"/> 6: SELECT DOLLY</p> <p>dollies may also be ordered separately</p> <table border="0"> <tr> <td>00042</td> <td>4-wheel dolly</td> <td>\$1,262</td> <td></td> </tr> </table> <p>* Urethane comfort edge is on user side only. Remaining sides are 2mm edgeband and color must be specified.</p>		00042	4-wheel dolly	\$1,262																																	
00042	4-wheel dolly	\$1,262																																					
OPTIONS																																							
CS	casters; 2 locking and 2 non-locking; black only (not available on x-base tables)	+ \$ 55																																					
TG	gang; steel; factory installed	+ \$ 35																																					
P54	mirror finish t & c-leg		+\$145																																				

saturn folding leg wood veneer



RECTANGULAR C-LEG				MODEL #	WOOD EDGE
D 20"	L 60"	OH 29"	WT 70 lb	R04238V	\$1,637
D 20"	L 72"	OH 29"	WT 78 lb	R04348V	\$1,827
D 24"	L 60"	OH 29"	WT 78 lb	R04278V	\$1,772
D 24"	L 72"	OH 29"	WT 87 lb	R04288V	\$1,960



RECTANGULAR T-LEG				MODEL #	WOOD EDGE
D 20"	L 60"	OH 29"	WT 74 lb	R04237V	\$1,643
D 20"	L 72"	OH 29"	WT 82 lb	R04247V	\$1,832
D 24"	L 60"	OH 29"	WT 82 lb	R04277V	\$1,717
D 24"	L 72"	OH 29"	WT 91 lb	R04287V	\$1,905
D 30"	L 60"	OH 29"	WT 106 lb	R04337V	\$1,881
D 30"	L 72"	OH 29"	WT 120 lb	R04347V	\$2,034

103

SPECIFICATIONS

EXAMPLE:

saturn folding leg wood veneer specification & pricing

R04347V	20" x 60" 29" WT 74 lb	\$1,643
AN	mahogany	+\$0
P06	silver	+\$0
		total = \$1,643

1: SELECT SATURN W/ FOLDING LEG

prices shown above are list

2: SELECT OPTIONS

for all models, select as needed; add all option prices to table model price

CS	casters	+\$55
TG	gang	+\$35
P54	mirror finish	+\$145

3: SELECT VENEER TOP FINISH

for all models, select color

AJ	maple
AK	sand
AL	oak
AM	cherry
AN	mahogany
AO	walnut
AP	anthracite
AQ	wenge

4: SELECT LEG FINISH

for all models, select metal

P06	silver
P07	white
P09	charcoal
P10	black
P11	alloy
P54	mirror finish

OPTIONS

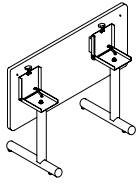
CS	casters;	+\$ 55	TG	gang;	+\$ 35	P54	mirror finish	+\$145
		2 locking and 2 non-locking;		steel; factory installed				
		black only (not available on x-base tables)						

saturn flip top laminate

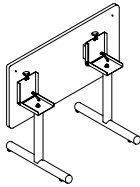
104

SPECIFICATIONS																																																													
<p>EXAMPLE:</p> <p>saturn flip top laminate specification & pricing</p> <table border="0"> <tr> <td>R04125L</td> <td>30" x 30" 29" WT 49 lb</td> <td>\$742</td> <td></td> </tr> <tr> <td>LCD</td> <td>graphite</td> <td>+\$0</td> <td></td> </tr> <tr> <td>MM</td> <td>2MM edge</td> <td>+\$0</td> <td></td> </tr> <tr> <td>E35</td> <td>graphite</td> <td>+\$0</td> <td></td> </tr> <tr> <td>P06</td> <td>silver</td> <td>+\$0</td> <td></td> </tr> <tr> <td colspan="2"></td> <td>total = \$742</td> <td></td> </tr> </table>		R04125L	30" x 30" 29" WT 49 lb	\$742		LCD	graphite	+\$0		MM	2MM edge	+\$0		E35	graphite	+\$0		P06	silver	+\$0				total = \$742																																					
R04125L	30" x 30" 29" WT 49 lb	\$742																																																											
LCD	graphite	+\$0																																																											
MM	2MM edge	+\$0																																																											
E35	graphite	+\$0																																																											
P06	silver	+\$0																																																											
		total = \$742																																																											
<p><input type="checkbox"/> 1: SELECT SATURN W/ FLIP-TOP</p> <p>prices shown above are list</p>																																																													
<p><input type="checkbox"/> 2: SELECT OPTIONS</p> <p>for t- and c-leg models, select as needed; add all option prices to table model price</p> <table border="0"> <tr> <td>CS</td> <td>casters</td> <td>+\$55</td> <td></td> </tr> <tr> <td>TG</td> <td>gang</td> <td>+\$35</td> <td></td> </tr> <tr> <td>P54</td> <td>mirror finish</td> <td>+\$145</td> <td></td> </tr> </table> <p>for x-base models, select as needed; add all option prices to table model price</p> <table border="0"> <tr> <td>TG</td> <td>gang (n/a on round tops)</td> <td>+\$35</td> <td></td> </tr> <tr> <td>P54</td> <td>mirror finish</td> <td>+\$145</td> <td></td> </tr> </table>		CS	casters	+\$55		TG	gang	+\$35		P54	mirror finish	+\$145		TG	gang (n/a on round tops)	+\$35		P54	mirror finish	+\$145																																									
CS	casters	+\$55																																																											
TG	gang	+\$35																																																											
P54	mirror finish	+\$145																																																											
TG	gang (n/a on round tops)	+\$35																																																											
P54	mirror finish	+\$145																																																											
<p><input type="checkbox"/> 3: SELECT TABLE TOP FINISH</p> <p>for all models, select color</p> <p>core group</p> <table border="0"> <tr><td>LAS</td><td>black</td></tr> <tr><td>LBT</td><td>dover white</td></tr> <tr><td>LDM</td><td>pearl</td></tr> <tr><td>LB4</td><td>folkstone</td></tr> <tr><td>LDQ</td><td>platinum</td></tr> <tr><td>LCB</td><td>earth</td></tr> <tr><td>LDA</td><td>citadel</td></tr> <tr><td>LDC</td><td>graphite</td></tr> </table> <p>classic wood grain</p> <table border="0"> <tr><td>LTS</td><td>fusion maple</td></tr> <tr><td>LSV</td><td>monticello maple</td></tr> <tr><td>LS2</td><td>huntington maple</td></tr> <tr><td>LXW</td><td>wild cherry</td></tr> <tr><td>LS4</td><td>versailles anigre</td></tr> <tr><td>LTW</td><td>empire mahogany</td></tr> <tr><td>LVK</td><td>montana walnut</td></tr> <tr><td>LT6</td><td>hemlock</td></tr> </table>		LAS	black	LBT	dover white	LDM	pearl	LB4	folkstone	LDQ	platinum	LCB	earth	LDA	citadel	LDC	graphite	LTS	fusion maple	LSV	monticello maple	LS2	huntington maple	LXW	wild cherry	LS4	versailles anigre	LTW	empire mahogany	LVK	montana walnut	LT6	hemlock	<p>classic patterns</p> <table border="0"> <tr><td>LRC</td><td>pewter mesh</td></tr> <tr><td>LRP</td><td>grey mesh</td></tr> <tr><td>LPD</td><td>platinum drops</td></tr> <tr><td>LWH</td><td>white drops</td></tr> <tr><td>LNT</td><td>neutral twill</td></tr> <tr><td>LSR</td><td>sarum twill</td></tr> </table> <p>evolving wood grain</p> <table border="0"> <tr><td>LCC</td><td>smokey brown pear</td></tr> <tr><td>LZ7</td><td>white ash</td></tr> <tr><td>LZ8</td><td>weathered ash</td></tr> <tr><td>LZ9</td><td>natural ash</td></tr> <tr><td>LCH</td><td>cherry riftwood</td></tr> </table> <p>non-standard laminate Specify mfg. name and code number, up-charge and extended lead times may apply.</p>		LRC	pewter mesh	LRP	grey mesh	LPD	platinum drops	LWH	white drops	LNT	neutral twill	LSR	sarum twill	LCC	smokey brown pear	LZ7	white ash	LZ8	weathered ash	LZ9	natural ash	LCH	cherry riftwood				
LAS	black																																																												
LBT	dover white																																																												
LDM	pearl																																																												
LB4	folkstone																																																												
LDQ	platinum																																																												
LCB	earth																																																												
LDA	citadel																																																												
LDC	graphite																																																												
LTS	fusion maple																																																												
LSV	monticello maple																																																												
LS2	huntington maple																																																												
LXW	wild cherry																																																												
LS4	versailles anigre																																																												
LTW	empire mahogany																																																												
LVK	montana walnut																																																												
LT6	hemlock																																																												
LRC	pewter mesh																																																												
LRP	grey mesh																																																												
LPD	platinum drops																																																												
LWH	white drops																																																												
LNT	neutral twill																																																												
LSR	sarum twill																																																												
LCC	smokey brown pear																																																												
LZ7	white ash																																																												
LZ8	weathered ash																																																												
LZ9	natural ash																																																												
LCH	cherry riftwood																																																												
		<p><input type="checkbox"/> 4: SELECT EDGE PROFILE</p> <p>for solid or other laminate models, select edge profile and color</p> <table border="0"> <tr><td>LS</td><td>laminate self (matches top finish)</td></tr> <tr><td>BT</td><td>vinyl bumper-t</td></tr> <tr><td></td><td>V37 black</td></tr> <tr><td></td><td>V35 graphite</td></tr> <tr><td></td><td>V36 citadel</td></tr> <tr><td></td><td>V39 earth</td></tr> <tr><td>ST</td><td>vinyl straight-t</td></tr> <tr><td></td><td>V35 graphite</td></tr> <tr><td></td><td>V36 citadel</td></tr> <tr><td></td><td>V39 earth</td></tr> <tr><td>MM</td><td>2mm edgeband</td></tr> <tr><td></td><td>E37 black</td></tr> <tr><td></td><td>E30 white</td></tr> <tr><td></td><td>E31 neutral white</td></tr> <tr><td></td><td>E33 folkstone</td></tr> <tr><td></td><td>E32 platinum</td></tr> <tr><td></td><td>E39 earth</td></tr> <tr><td></td><td>E36 citadel</td></tr> <tr><td></td><td>E35 graphite</td></tr> <tr><td></td><td>E38 brown</td></tr> <tr><td></td><td>E34 satin silver</td></tr> <tr><td></td><td>E41 fusion maple</td></tr> <tr><td></td><td>E42 monticello maple</td></tr> <tr><td></td><td>E43 huntinton maple</td></tr> <tr><td></td><td>E44 wild cherry</td></tr> <tr><td></td><td>E45 versailles anigre</td></tr> <tr><td></td><td>E40 empire mahogany</td></tr> <tr><td></td><td>E47 montana walnut</td></tr> <tr><td></td><td>E46 hemlock</td></tr> </table>		LS	laminate self (matches top finish)	BT	vinyl bumper-t		V37 black		V35 graphite		V36 citadel		V39 earth	ST	vinyl straight-t		V35 graphite		V36 citadel		V39 earth	MM	2mm edgeband		E37 black		E30 white		E31 neutral white		E33 folkstone		E32 platinum		E39 earth		E36 citadel		E35 graphite		E38 brown		E34 satin silver		E41 fusion maple		E42 monticello maple		E43 huntinton maple		E44 wild cherry		E45 versailles anigre		E40 empire mahogany		E47 montana walnut		E46 hemlock
LS	laminate self (matches top finish)																																																												
BT	vinyl bumper-t																																																												
	V37 black																																																												
	V35 graphite																																																												
	V36 citadel																																																												
	V39 earth																																																												
ST	vinyl straight-t																																																												
	V35 graphite																																																												
	V36 citadel																																																												
	V39 earth																																																												
MM	2mm edgeband																																																												
	E37 black																																																												
	E30 white																																																												
	E31 neutral white																																																												
	E33 folkstone																																																												
	E32 platinum																																																												
	E39 earth																																																												
	E36 citadel																																																												
	E35 graphite																																																												
	E38 brown																																																												
	E34 satin silver																																																												
	E41 fusion maple																																																												
	E42 monticello maple																																																												
	E43 huntinton maple																																																												
	E44 wild cherry																																																												
	E45 versailles anigre																																																												
	E40 empire mahogany																																																												
	E47 montana walnut																																																												
	E46 hemlock																																																												
		<p><input type="checkbox"/> 5: SELECT LEG FINISH</p> <p>for all models, select metal</p> <table border="0"> <tr><td>P06</td><td>silver</td></tr> <tr><td>P07</td><td>white</td></tr> <tr><td>P09</td><td>charcoal</td></tr> <tr><td>P10</td><td>black</td></tr> <tr><td>P11</td><td>alloy</td></tr> <tr><td>P54</td><td>mirror finish</td></tr> </table>		P06	silver	P07	white	P09	charcoal	P10	black	P11	alloy	P54	mirror finish																																														
P06	silver																																																												
P07	white																																																												
P09	charcoal																																																												
P10	black																																																												
P11	alloy																																																												
P54	mirror finish																																																												
		<p><input type="checkbox"/> 6: SELECT DOLLY</p> <p>dollies may also be ordered separately</p> <table border="0"> <tr> <td>00042</td> <td>4-wheel dolly</td> <td>\$1,262</td> </tr> </table> <p>* Urethane comfort edge is on user side only. Remaining sides are 2mm edgeband and color must be specified.</p>		00042	4-wheel dolly	\$1,262																																																							
00042	4-wheel dolly	\$1,262																																																											
OPTIONS																																																													
CS	casters; 2 locking and 2 non-locking; black only (not available on x-base tables)	+\$ 55																																																											
TG	gang; steel; factory installed	+\$ 35																																																											
P54	mirror finish; t & c leg		+\$145																																																										

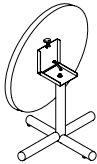
saturn flip top laminate



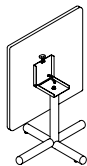
RECTANGULAR C-LEG				MODEL #	LAMINATE EDGE	VINYL & 2MM EDGES	URETHANE EDGE	WOOD EDGE
D 20"	L 42"	OH 29"	WT 58 lb	R04216L	\$1,018	\$929	\$1,428	\$1,074
D 20"	L 48"	OH 29"	WT 62 lb	R04226L	\$1,030	\$941	\$1,468	\$1,116
D 20"	L 60"	OH 29"	WT 70 lb	R04236L	\$1,070	\$977	\$1,810	\$1,264
D 20"	L 72"	OH 29"	WT 78 lb	R04246L	\$1,107	\$1,011	\$1,920	\$1,452
D 24"	L 42"	OH 29"	WT 64 lb	R04256L	\$1,041	\$950	\$1,583	\$1,096
D 24"	L 48"	OH 29"	WT 68 lb	R04266L	\$1,056	\$964	\$1,599	\$1,139
D 24"	L 60"	OH 29"	WT 78 lb	R04276L	\$1,095	\$1,000	\$1,952	\$1,286
D 24"	L 72"	OH 29"	WT 87 lb	R04286L	\$1,133	\$1,034	\$2,059	\$1,472



RECTANGULAR T-LEG				MODEL #	LAMINATE EDGE	VINYL & 2MM EDGES	URETHANE EDGE	WOOD EDGE
D 20"	L 42"	OH 29"	WT 62 lb	R04215L	\$1,025	\$936	\$1,433	\$1,080
D 20"	L 48"	OH 29"	WT 66 lb	R04225L	\$1,037	\$947	\$1,473	\$1,122
D 20"	L 60"	OH 29"	WT 74 lb	R04235L	\$1,076	\$983	\$1,815	\$1,269
D 20"	L 72"	OH 29"	WT 82 lb	R04245L	\$1,114	\$1,017	\$1,926	\$1,458
D 24"	L 42"	OH 29"	WT 68 lb	R04255L	\$1,066	\$973	\$1,605	\$1,118
D 24"	L 48"	OH 29"	WT 72 lb	R04265L	\$1,079	\$985	\$1,621	\$1,161
D 24"	L 60"	OH 29"	WT 82 lb	R04275L	\$1,118	\$1,021	\$1,974	\$1,307
D 24"	L 72"	OH 29"	WT 91 lb	R04285L	\$1,156	\$1,055	\$2,081	\$1,497
D 30"	L 42"	OH 29"	WT 76 lb	R04315L	\$1,082	\$988	\$1,711	\$1,258
D 30"	L 48"	OH 29"	WT 92 lb	R04325L	\$1,098	\$1,003	\$1,745	\$1,198
D 30"	L 60"	OH 29"	WT 106 lb	R04335L	\$1,175	\$1,073	\$2,147	\$1,361
D 30"	L 72"	OH 29"	WT 120 lb	R04345L	\$1,213	\$1,108	\$2,224	\$1,527



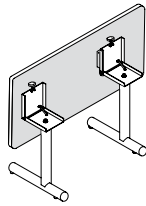
ROUND			BASE	MODEL #	LAMINATE EDGE	VINYL & 2MM EDGES	URETHANE EDGE	WOOD EDGE	
DIA 30"		OH 29"	WT 42 lb	26"	R04025L	\$707	\$646	\$1,298	\$817
DIA 36"		OH 29"	WT 54 lb	32"	R04035L	\$790	\$721	\$1,413	\$958
DIA 42"		OH 29"	WT 68 lb	36"	R04045L	\$946	\$864	\$1,670	\$1,212
DIA 48"		OH 29"	WT 80 lb	36"	R04055L	\$1,061	\$969	\$1,756	\$1,430



SQUARE				BASE	MODEL #	LAMINATE EDGE	VINYL & 2MM EDGES	URETHANE EDGE	WOOD EDGE
D 24"	L 24"	OH 29"	WT 37 lb	22"	R04105L	\$682	\$623	\$1,141	\$729
D 30"	L 30"	OH 29"	WT 49 lb	26"	R04125L	\$742	\$677	\$1,327	\$796
D 36"	L 36"	OH 29"	WT 63 lb	32"	R04135L	\$851	\$777	\$1,497	\$941
D 42"	L 42"	OH 29"	WT 80 lb	36"	R04145L	\$995	\$908	\$1,701	\$1,093
D 48"	L 48"	OH 29"	WT 98 lb	36"	R04155L	\$1,082	\$988	\$1,682	\$1,225

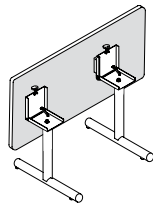
105

saturn flip top wood veneer



RECTANGULAR C-LEG				MODEL #	WOOD EDGE
D 20"	L 42"	OH 29"	WT 58 lb	R04216V	\$1,305
D 20"	L 48"	OH 29"	WT 62 lb	R04226V	\$1,381
D 20"	L 60"	OH 29"	WT 70 lb	R04236V	\$1,595
D 20"	L 72"	OH 29"	WT 78 lb	R04246V	\$1,783
D 24"	L 42"	OH 29"	WT 64 lb	R04256V	\$1,362
D 24"	L 48"	OH 29"	WT 68 lb	R04266V	\$1,437
D 24"	L 60"	OH 29"	WT 78 lb	R04276V	\$1,652
D 24"	L 72"	OH 29"	WT 87 lb	R04286V	\$1,841

106

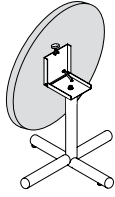


RECTANGULAR T-LEG				MODEL #	WOOD EDGE
D 20"	L 42"	OH 29"	WT 62 lb	R04215V	\$1,311
D 20"	L 48"	OH 29"	WT 66 lb	R04225V	\$1,387
D 20"	L 60"	OH 29"	WT 74 lb	R04235V	\$1,600
D 20"	L 72"	OH 29"	WT 82 lb	R04245V	\$1,789
D 24"	L 42"	OH 29"	WT 68 lb	R04255V	\$1,383
D 24"	L 48"	OH 29"	WT 72 lb	R04265V	\$1,458
D 24"	L 60"	OH 29"	WT 82 lb	R04275V	\$1,673
D 24"	L 72"	OH 29"	WT 91 lb	R04285V	\$1,862
D 30"	L 42"	OH 29"	WT 76 lb	R04315V	\$1,547
D 30"	L 48"	OH 29"	WT 92 lb	R04325V	\$1,652
D 30"	L 60"	OH 29"	WT 106 lb	R04335V	\$1,838
D 30"	L 72"	OH 29"	WT 120 lb	R04345V	\$1,992

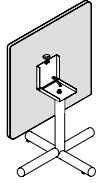
SPECIFICATIONS																																									
<p>EXAMPLE:</p> <p>saturn flip-top wood veneer specification and pricing</p> <table border="0"> <tr> <td>R04035V</td> <td>36" round</td> <td>\$1,255</td> <td></td> </tr> <tr> <td>AN</td> <td>mahogany</td> <td>+\$0</td> <td></td> </tr> <tr> <td>P06</td> <td>silver</td> <td>+\$0</td> <td></td> </tr> <tr> <td colspan="2"></td> <td>total = \$1,255</td> <td></td> </tr> </table>				R04035V	36" round	\$1,255		AN	mahogany	+\$0		P06	silver	+\$0				total = \$1,255																							
R04035V	36" round	\$1,255																																							
AN	mahogany	+\$0																																							
P06	silver	+\$0																																							
		total = \$1,255																																							
<p><input type="checkbox"/> 1: SELECT SATURN W/ FLIP-TOP</p> <p>prices shown above are list</p>		<p><input type="checkbox"/> 3: SELECT VENEER TOP FINISH</p> <p>for all models, select color</p> <ul style="list-style-type: none"> AJ maple AK sand AL oak AM cherry AN mahogany AO walnut AP anthracite AQ wenge 																																							
<p><input type="checkbox"/> 2: SELECT OPTIONS</p> <p>for t- and c-leg models, select as needed; add all option prices to table model price</p> <table border="0"> <tr> <td>CS</td> <td>casters</td> <td>+\$55</td> <td></td> </tr> <tr> <td>TG</td> <td>gang</td> <td>+\$35</td> <td></td> </tr> <tr> <td>P54</td> <td>mirror finish</td> <td>+\$145</td> <td></td> </tr> </table> <p>for x-base models, select as needed; add all option prices to table price</p> <table border="0"> <tr> <td>TG</td> <td>gang (n/a on round models)</td> <td>+\$35</td> <td></td> </tr> <tr> <td>P54</td> <td>mirror finish</td> <td>+\$145</td> <td></td> </tr> </table>		CS	casters	+\$55		TG	gang	+\$35		P54	mirror finish	+\$145		TG	gang (n/a on round models)	+\$35		P54	mirror finish	+\$145		<p><input type="checkbox"/> 4: SELECT LEG FINISH</p> <p>for all models, select metal</p> <table border="0"> <tr> <td>P06</td> <td>silver</td> <td></td> </tr> <tr> <td>P07</td> <td>white</td> <td></td> </tr> <tr> <td>P09</td> <td>charcoal</td> <td></td> </tr> <tr> <td>P10</td> <td>black</td> <td></td> </tr> <tr> <td>P11</td> <td>alloy</td> <td></td> </tr> <tr> <td>P54</td> <td>mirror finish</td> <td></td> </tr> </table>		P06	silver		P07	white		P09	charcoal		P10	black		P11	alloy		P54	mirror finish	
CS	casters	+\$55																																							
TG	gang	+\$35																																							
P54	mirror finish	+\$145																																							
TG	gang (n/a on round models)	+\$35																																							
P54	mirror finish	+\$145																																							
P06	silver																																								
P07	white																																								
P09	charcoal																																								
P10	black																																								
P11	alloy																																								
P54	mirror finish																																								

OPTIONS			
CS	casters; 2 locking and 2 non-locking; black only	+\$55	
TG	gang; steel; factory installed	+\$35	
P54	mirror finish; c & t leg		+\$145

saturn flip top wood veneer



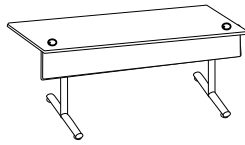
ROUND			MODEL #	WOOD EDGE
DIA 30"	OH 29"	WT 42 lb	R04025V	\$1,023
DIA 36"	OH 29"	WT 54 lb	R04035V	\$1,255
DIA 42"	OH 29"	WT 68 lb	R04045V	\$1,617
DIA 48"	OH 29"	WT 80 lb	R04055V	\$1,958



SQUARE				MODEL #	WOOD EDGE
D 24"	L 24"	OH 29"	WT 37 lb	R04105V	\$861
D 30"	L 30"	OH 29"	WT 49 lb	R04125V	\$1,003
D 36"	L 36"	OH 29"	WT 63 lb	R04135V	\$1,238
D 42"	L 42"	OH 29"	WT 80 lb	R04145V	\$1,497
D 48"	L 48"	OH 29"	WT 98 lb	R04155V	\$1,754

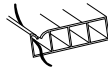
107

saturn accessories



modesty panel, steel

MP42	42"	\$191
MP48	48"	\$221
MP60	60"	\$249
MP72	72"	\$278



wire management

HT horizontal, 4-channel \$144
rigid base and sides; soft top facilitates wire placement; black only; may be ordered separately



VM vertical, affixes to table leg \$27
for running wires from top of table. Hinged for easy access; may be ordered separately



rectangular grommet covers, select as needed

CTOL	left corner	+ \$76
CTOR	right corner	+ \$76
CTOC	center	+ \$76
CTLR	left and right corners	+ \$149
CTAG	left, right and center	+ \$149



oval grommet covers, select as needed

COOL	left corner	+ \$76
COOR	right corner	+ \$76
COOC	center	+ \$76
COLR	left and right corners	+ \$149
COAG	left, right and center	+ \$223



round grommet covers, select as needed

CROL	left corner	+ \$76
CROR	right corner	+ \$76
CROC	center	+ \$76
CRLR	left and right corners	+ \$149
CRAG	left, right and center	+ \$223

108

Accessories available on rectangular tables only.

SPECIFICATIONS		
EXAMPLE:		
saturn accessories specification & pricing		
add accessories to each model		
R04271L	24" x 60" 29" WT 76 lb	\$764
LCD	graphite	+\$0
MM	2mm edge	+\$0
E35	graphite	+\$0
P06	silver	+\$0
MP60	60"	+\$249
COOR	right corner	+\$76
		total = \$1,089
1: SELECT MODESTY PANEL		
modesty panel, select length		
MP42	42"	\$191
MP48	48"	\$221
MP60	60"	\$249
MP72	72"	\$278
2: SELECT FINISH		
for all modesty panels, select metal		
P06	silver	
P07	white	
P09	charcoal	
P10	black	
P11	alloy	
P54	mirror finish	
3: SELECT WIRE MANAGEMENT		
wire management		
HT	4-channel horizontal WM	\$144
VM	j-channel vertical WM	\$27
4: SELECT GROMMETS		
rectangular grommet covers, select as needed		
CTOL	left corner	+ \$76
CTOR	right corner	+ \$76
CTOC	center	+ \$76
CTLR	left and right corners	+ \$149
CTAG	left, right and center	+ \$149
oval grommet covers, select as needed		
COOL	left corner	\$76
COOR	right corner	+ \$76
COOC	center	+ \$76
COLR	left and right corners	+ \$149
COAG	left, right and center	+ \$223
round grommet covers, select as needed		
CROL	left corner	+ \$76
CROR	right corner	+ \$76
CROC	center	+ \$76
CRLR	left and right corners	+ \$149
CRAG	left, right and center	+ \$223



syllabus

110

training table with wire management and modular components

DESIGN

by Dorsey Cox

STANDARDS

Meets or exceeds ANSI/BIFMA X5.5 durability and safety standards.

CONSTRUCTION

TABLE TOP LAMINATE: - 1 1/4" balanced construction with particle board core, edged and backed with moisture-resistant coverings to form a completely sealed outside surface. Choice of high pressure laminate or European steamed beech veneer. Tops are shipped pre-drilled for easy assembly to bases. 60" and 72" tables have 1" x 1" steel tubing support to prevent bowing. Table tops are produced to exact size.

EDGES: vinyl bumper-t; vinyl straight-t; 2mm; urethane comfort; 1/8" wood lumber. Urethane comfort edge is on user side of table. Remaining sides are 2mm. Veneer tops have matching 1/8" wood lumber edge.

FRAME: aluminum extruded leg with cast aluminum foot and spider

HINGE: die cast with steel hinge pin

GLIDES: adjustable 2 1/2" diameter nylon base with steel shell and threaded stem

CASTERS: locking 60mm dual wheels

WIRE MANAGEMENT

MODESTY PANEL: 18 gauge steel; attaches to underside of table with thumbscrews

WIRE MANAGEMENT: rigid PVC gallery door hinge to aluminum trough; attaches to underside of table with thumbscrews.
Interior dimensions: w 2.99" d 1.90"

SHIPPING

folding tables shipped fully assembled

fixed tables shipped KD, base and top ship together

STACKING

laminated: 4 vertically on dolly

veneered: not recommended

4-WHEEL DOLLY:


00090



OW 30 1/2" OD 48" OH 52" WT 119 lb

CONSTRUCTION: steel; two swivel casters and two fixed casters; black epoxy


EDGE PROFILES



VINYL BUMPER-T




VINYL STRAIGHT-T



2 MM

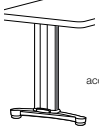


URETHANE COMFORT



1/8" WOOD LUMBER

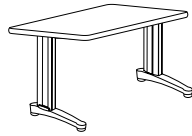
syllabus fixed leg laminate

SPECIFICATIONS																																																								
<p>EXAMPLE:</p> <p>syllabus fixed leg laminate specification and pricing</p> <table border="0"> <tr> <td>R09025L</td> <td>24" x 60" 29" WT 75 lb</td> <td>\$1,952</td> </tr> <tr> <td>CS</td> <td>casters</td> <td>+\$0</td> </tr> <tr> <td>LCD</td> <td>graphite</td> <td>+\$0</td> </tr> <tr> <td>UC</td> <td>urethane comfort</td> <td>+\$0</td> </tr> <tr> <td>U04</td> <td>dolphin</td> <td>+\$0</td> </tr> <tr> <td>P06</td> <td>silver</td> <td>+\$0</td> </tr> <tr> <td colspan="2"></td> <td>total = \$1,952</td> </tr> </table>	R09025L	24" x 60" 29" WT 75 lb	\$1,952	CS	casters	+\$0	LCD	graphite	+\$0	UC	urethane comfort	+\$0	U04	dolphin	+\$0	P06	silver	+\$0			total = \$1,952	<p><input type="checkbox"/> 4: SELECT EDGE PROFILE for solid or other laminate table models, select edge profile and color</p> <table border="0"> <tr> <td>BT</td> <td>vinyl bumper-t V37 black V35 graphite V36 citadel V39 earth</td> </tr> <tr> <td>ST</td> <td>vinyl straight-t V37 black V35 graphite V36 citadel V39 earth</td> </tr> <tr> <td>MM</td> <td>2mm edgeband E37 black E30 white E31 neutral white E33 folkstone E32 platinum E39 earth E36 citadel E35 graphite E38 brown E34 satin silver E41 fusion maple E42 monticello maple E43 huntinton maple E44 wild cherry E45 versailles anigre E40 empire mahogany E47 montana walnut E46 hemlock</td> </tr> <tr> <td>UC</td> <td>urethane comfort * U02 wolf U04 dolphin U05 otter U06 black bear U22 hippo U25 koala U26 kangaroo U27 oyster U32 beaver U24 cardinal U13 blue heron U14 jay U21 parakeet U23 oriole</td> </tr> <tr> <td>WL</td> <td>1/8" wood AJ maple AK sand AL oak AM cherry AN mahogany AO walnut AP anthracite AQ wenge</td> </tr> </table>	BT	vinyl bumper-t V37 black V35 graphite V36 citadel V39 earth	ST	vinyl straight-t V37 black V35 graphite V36 citadel V39 earth	MM	2mm edgeband E37 black E30 white E31 neutral white E33 folkstone E32 platinum E39 earth E36 citadel E35 graphite E38 brown E34 satin silver E41 fusion maple E42 monticello maple E43 huntinton maple E44 wild cherry E45 versailles anigre E40 empire mahogany E47 montana walnut E46 hemlock	UC	urethane comfort * U02 wolf U04 dolphin U05 otter U06 black bear U22 hippo U25 koala U26 kangaroo U27 oyster U32 beaver U24 cardinal U13 blue heron U14 jay U21 parakeet U23 oriole	WL	1/8" wood AJ maple AK sand AL oak AM cherry AN mahogany AO walnut AP anthracite AQ wenge	<p><input type="checkbox"/> 5: SELECT LEG FINISH for all models, select metal</p> <table border="0"> <tr> <td>P06</td> <td>silver</td> </tr> <tr> <td>P07</td> <td>white</td> </tr> <tr> <td>P09</td> <td>charcoal</td> </tr> <tr> <td>P10</td> <td>black</td> </tr> <tr> <td>P11</td> <td>alloy</td> </tr> </table> <hr/> <p><input type="checkbox"/> 6: SELECT LEG ACCENT FINISH for all models, select color</p> <table border="0"> <tr> <td>V37</td> <td>black</td> </tr> <tr> <td>V35</td> <td>graphite</td> </tr> <tr> <td>V36</td> <td>citadel</td> </tr> <tr> <td>V39</td> <td>earth</td> </tr> </table>  <p style="text-align: right; margin-right: 20px;">accent color</p> <hr/> <p><input type="checkbox"/> 7: SELECT DOLLY dollies may also be ordered separately</p> <table border="0"> <tr> <td>00090</td> <td>4-wheel dolly</td> <td>\$2,581</td> </tr> </table>	P06	silver	P07	white	P09	charcoal	P10	black	P11	alloy	V37	black	V35	graphite	V36	citadel	V39	earth	00090	4-wheel dolly	\$2,581		
R09025L	24" x 60" 29" WT 75 lb	\$1,952																																																						
CS	casters	+\$0																																																						
LCD	graphite	+\$0																																																						
UC	urethane comfort	+\$0																																																						
U04	dolphin	+\$0																																																						
P06	silver	+\$0																																																						
		total = \$1,952																																																						
BT	vinyl bumper-t V37 black V35 graphite V36 citadel V39 earth																																																							
ST	vinyl straight-t V37 black V35 graphite V36 citadel V39 earth																																																							
MM	2mm edgeband E37 black E30 white E31 neutral white E33 folkstone E32 platinum E39 earth E36 citadel E35 graphite E38 brown E34 satin silver E41 fusion maple E42 monticello maple E43 huntinton maple E44 wild cherry E45 versailles anigre E40 empire mahogany E47 montana walnut E46 hemlock																																																							
UC	urethane comfort * U02 wolf U04 dolphin U05 otter U06 black bear U22 hippo U25 koala U26 kangaroo U27 oyster U32 beaver U24 cardinal U13 blue heron U14 jay U21 parakeet U23 oriole																																																							
WL	1/8" wood AJ maple AK sand AL oak AM cherry AN mahogany AO walnut AP anthracite AQ wenge																																																							
P06	silver																																																							
P07	white																																																							
P09	charcoal																																																							
P10	black																																																							
P11	alloy																																																							
V37	black																																																							
V35	graphite																																																							
V36	citadel																																																							
V39	earth																																																							
00090	4-wheel dolly	\$2,581																																																						
<p><input type="checkbox"/> 1: SELECT SYLLABUS W/FIXED LEG</p> <p>prices shown above are list</p>																																																								
<p><input type="checkbox"/> 2: SELECT OPTIONS</p> <p>for all models, select as needed; add all option prices to table model price</p> <table border="0"> <tr> <td>CS</td> <td>casters</td> <td>+\$0</td> </tr> </table> <p>for rectangular models; select as needed; add all option prices to table model prices</p> <table border="0"> <tr> <td>HA</td> <td>height adjustable</td> <td>\$380</td> </tr> <tr> <td>PM</td> <td>permanent mount</td> <td>\$34</td> </tr> </table>	CS	casters	+\$0	HA	height adjustable	\$380	PM	permanent mount	\$34																																															
CS	casters	+\$0																																																						
HA	height adjustable	\$380																																																						
PM	permanent mount	\$34																																																						
<p><input type="checkbox"/> 3: SELECT LAMINATE TOP FINISH</p> <p>for all models, select color</p> <p>core group</p> <table border="0"> <tr><td>LAS</td><td>black</td></tr> <tr><td>LBT</td><td>dover white</td></tr> <tr><td>LDM</td><td>pearl</td></tr> <tr><td>LB4</td><td>folkstone</td></tr> <tr><td>LDQ</td><td>platinum</td></tr> <tr><td>LCB</td><td>earth</td></tr> <tr><td>LDA</td><td>citadel</td></tr> <tr><td>LDC</td><td>graphite</td></tr> </table> <p>classic wood grain</p> <table border="0"> <tr><td>LTS</td><td>fusion maple</td></tr> <tr><td>LSV</td><td>monticello maple</td></tr> <tr><td>LS2</td><td>huntinton maple</td></tr> <tr><td>LXW</td><td>wild cherry</td></tr> <tr><td>LS4</td><td>versailles anigre</td></tr> <tr><td>LTW</td><td>empire mahogany</td></tr> <tr><td>LVK</td><td>montana walnut</td></tr> <tr><td>LT6</td><td>hemlock</td></tr> </table> <p>classic patterns</p> <table border="0"> <tr><td>LRC</td><td>pewter mesh</td></tr> <tr><td>LRP</td><td>grey mesh</td></tr> <tr><td>LPD</td><td>platinum drops</td></tr> <tr><td>LWH</td><td>white drops</td></tr> <tr><td>LNT</td><td>neutral twill</td></tr> <tr><td>LSR</td><td>sarum twill</td></tr> </table> <p>evolving wood grain</p> <table border="0"> <tr><td>LCC</td><td>smokey brown pear</td></tr> <tr><td>LZ7</td><td>white ash</td></tr> <tr><td>LZ8</td><td>weathered ash</td></tr> <tr><td>LZ9</td><td>natural ash</td></tr> <tr><td>LCH</td><td>cherry riftwood</td></tr> </table> <p>non-standard laminate Specify mfg. name and code number, up-charge and extended lead times may apply.</p>	LAS	black	LBT	dover white	LDM	pearl	LB4	folkstone	LDQ	platinum	LCB	earth	LDA	citadel	LDC	graphite	LTS	fusion maple	LSV	monticello maple	LS2	huntinton maple	LXW	wild cherry	LS4	versailles anigre	LTW	empire mahogany	LVK	montana walnut	LT6	hemlock	LRC	pewter mesh	LRP	grey mesh	LPD	platinum drops	LWH	white drops	LNT	neutral twill	LSR	sarum twill	LCC	smokey brown pear	LZ7	white ash	LZ8	weathered ash	LZ9	natural ash	LCH	cherry riftwood		
LAS	black																																																							
LBT	dover white																																																							
LDM	pearl																																																							
LB4	folkstone																																																							
LDQ	platinum																																																							
LCB	earth																																																							
LDA	citadel																																																							
LDC	graphite																																																							
LTS	fusion maple																																																							
LSV	monticello maple																																																							
LS2	huntinton maple																																																							
LXW	wild cherry																																																							
LS4	versailles anigre																																																							
LTW	empire mahogany																																																							
LVK	montana walnut																																																							
LT6	hemlock																																																							
LRC	pewter mesh																																																							
LRP	grey mesh																																																							
LPD	platinum drops																																																							
LWH	white drops																																																							
LNT	neutral twill																																																							
LSR	sarum twill																																																							
LCC	smokey brown pear																																																							
LZ7	white ash																																																							
LZ8	weathered ash																																																							
LZ9	natural ash																																																							
LCH	cherry riftwood																																																							

* Urethane comfort edge is on user side only. Remaining sides are 2mm edgeband and color must be specified.

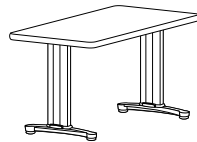
OPTIONS								
CS	casters;	+\$0	HA	height adjustment; 4-locking; black only manual pin lift adjusts from 27" to 32"; not available with permanent mount	+\$380	PM	permanent mount; foot pre-drilled to accept mounting hardware (not included); not available with height adjustment option	+\$34

syllabus fixed leg laminate

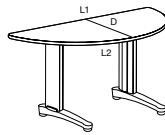


RECTANGULAR C-LEG					MODEL #	VINYL & 2MM EDGES	URETHANE EDGE	WOOD EDGE
D 24"	L 42"	OH 29"	WT 62 lb		R09005L	\$915	\$1,580	\$1,254
D 24"	L 48"	OH 29"	WT 66 lb		R09015L	\$990	\$1,601	\$1,329
D 24"	L 60"	OH 29"	WT 75 lb		R09025L	\$1,067	\$1,952	\$1,403
D 24"	L 72"	OH 29"	WT 84 lb		R09035L	\$1,142	\$2,157	\$1,481
D 30"	L 42"	OH 29"	WT 70 lb		R09045L	\$950	\$1,681	\$1,288
D 30"	L 48"	OH 29"	WT 75 lb		R09055L	\$1,028	\$1,719	\$1,365
D 30"	L 60"	OH 29"	WT 86 lb		R09065L	\$1,105	\$2,119	\$1,441
D 30"	L 72"	OH 29"	WT 98 lb		R09075L	\$1,181	\$2,286	\$1,518

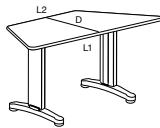
112



RECTANGULAR T-LEG					MODEL #	VINYL & 2MM EDGES	URETHANE EDGE	WOOD EDGE
D 24"	L 42"	OH 29"		WT 62 lb	R09905L	\$915	\$1,580	\$1,254
D 24"	L 48"	OH 29"		WT 66 lb	R09915L	\$990	\$1,601	\$1,329
D 24"	L 60"	OH 29"		WT 75 lb	R09925L	\$1,067	\$1,952	\$1,403
D 24"	L 72"	OH 29"		WT 84 lb	R09935L	\$1,142	\$2,157	\$1,481
D 30"	L 42"	OH 29"		WT 70 lb	R09945L	\$950	\$1,681	\$1,288
D 30"	L 48"	OH 29"		WT 75 lb	R09955L	\$1,028	\$1,719	\$1,365
D 30"	L 60"	OH 29"		WT 86 lb	R09965L	\$1,105	\$2,119	\$1,443
D 30"	L 72"	OH 29"		WT 98 lb	R09975L	\$1,181	\$2,286	\$1,518

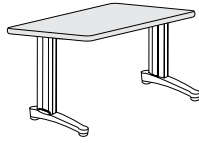


HALF ROUND					MODEL #	VINYL & 2MM EDGES	URETHANE EDGE	WOOD EDGE
D 24"	L1 48"	L2 75½"	OH 29"	WT 58 lb	R09305L	\$1,067	\$1,509	\$1,403
D 30"	L1 60"	L2 94"	OH 29"	WT 74 lb	R09315L	\$1,181	\$2,033	\$1,518



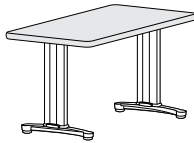
TRAPEZOID					MODEL #	VINYL & 2MM EDGES	URETHANE EDGE	WOOD EDGE
D 30"	L1 60"	L2 30"	OH 29"	WT 65 lb	R09805L	\$1,257	n/a	\$1,594

syllabus fixed leg wood veneer

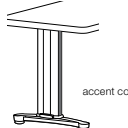


RECTANGULAR C-LEG				MODEL #	WOOD EDGE
D 24"	L 42"	OH 29"	WT 62 lb	R09005V	\$1,523
D 24"	L 48"	OH 29"	WT 66 lb	R09015V	\$1,615
D 24"	L 60"	OH 29"	WT 75 lb	R09025V	\$1,859
D 24"	L 72"	OH 29"	WT 84 lb	R09035V	\$2,170
D 30"	L 42"	OH 29"	WT 70 lb	R09045V	\$1,767
D 30"	L 48"	OH 29"	WT 75 lb	R09055V	\$1,917
D 30"	L 60"	OH 29"	WT 86 lb	R09065V	\$2,105
D 30"	L 72"	OH 29"	WT 98 lb	R09075V	\$2,382

114

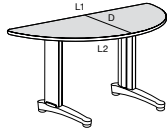


RECTANGULAR T-LEG				MODEL #	WOOD EDGE
D 24"	L 42"	OH 29"	WT 62 lb	R09905V	\$1,523
D 24"	L 48"	OH 29"	WT 66 lb	R09915V	\$1,615
D 24"	L 60"	OH 29"	WT 75 lb	R09925V	\$1,859
D 24"	L 72"	OH 29"	WT 84 lb	R09935V	\$2,170
D 30"	L 42"	OH 29"	WT 70 lb	R09945V	\$1,767
D 30"	L 48"	OH 29"	WT 75 lb	R09955V	\$1,917
D 30"	L 60"	OH 29"	WT 86 lb	R09965V	\$2,105
D 30"	L 72"	OH 29"	WT 98 lb	R09975V	\$2,382

SPECIFICATIONS																					
<p>EXAMPLE:</p> <p>syllabus fixed leg wood veneer specification and pricing</p> <table border="0"> <tr> <td>R09025V</td> <td>24" x 60", 29" WT 75 lb</td> <td>\$1,859</td> </tr> <tr> <td>AN</td> <td>mahogany</td> <td>+\$0</td> </tr> <tr> <td>P06</td> <td>silver</td> <td>+\$0</td> </tr> <tr> <td>E34</td> <td>satin silver</td> <td>+\$0</td> </tr> <tr> <td colspan="2"></td> <td>total = \$1,859</td> </tr> </table>			R09025V	24" x 60", 29" WT 75 lb	\$1,859	AN	mahogany	+\$0	P06	silver	+\$0	E34	satin silver	+\$0			total = \$1,859				
R09025V	24" x 60", 29" WT 75 lb	\$1,859																			
AN	mahogany	+\$0																			
P06	silver	+\$0																			
E34	satin silver	+\$0																			
		total = \$1,859																			
<p><input type="checkbox"/> 1: SELECT SYLLABUS W/FIXED LEG</p> <p>prices shown above are list</p>	<p><input type="checkbox"/> 3: SELECT VENEER TOP FINISH</p> <p>for all models, select color</p> <ul style="list-style-type: none"> AJ maple AK sand AL oak AM cherry AN mahogany AO walnut AP anthracite AQ wenge 	<p><input type="checkbox"/> 5: SELECT LEG ACCENT INSERT FINISH</p> <p>for all models, select color</p> <table border="0"> <tr> <td>V37</td> <td>black</td> </tr> <tr> <td>V35</td> <td>graphite</td> </tr> <tr> <td>V36</td> <td>citadel</td> </tr> <tr> <td>V39</td> <td>earth</td> </tr> </table> 	V37	black	V35	graphite	V36	citadel	V39	earth											
V37	black																				
V35	graphite																				
V36	citadel																				
V39	earth																				
<p><input type="checkbox"/> 2: SELECT OPTIONS</p> <p>for all models, select as needed; add option prices to table model price</p> <table border="0"> <tr> <td>CS</td> <td>casters</td> <td>+\$0</td> </tr> </table> <p>for rectangular models; select as needed; add all option prices to table model prices</p> <table border="0"> <tr> <td>HA</td> <td>height adjustable</td> <td>\$380</td> </tr> <tr> <td>PM</td> <td>permanent mount</td> <td>\$34</td> </tr> </table>	CS	casters	+\$0	HA	height adjustable	\$380	PM	permanent mount	\$34	<p><input type="checkbox"/> 4: SELECT LEG FINISH</p> <p>for all models, select metal</p> <table border="0"> <tr> <td>P06</td> <td>silver</td> </tr> <tr> <td>P07</td> <td>white</td> </tr> <tr> <td>P09</td> <td>charcoal</td> </tr> <tr> <td>P10</td> <td>black</td> </tr> <tr> <td>P11</td> <td>alloy</td> </tr> </table>	P06	silver	P07	white	P09	charcoal	P10	black	P11	alloy	
CS	casters	+\$0																			
HA	height adjustable	\$380																			
PM	permanent mount	\$34																			
P06	silver																				
P07	white																				
P09	charcoal																				
P10	black																				
P11	alloy																				

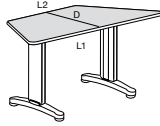
OPTIONS								
CS	casters; 4-locking; black only	+\$0	HA	height adjustment; steel; factory installed	+\$380	PM	permanent mount; t- & c-leg	+\$34

syllabus fixed leg wood veneer



HALF ROUND

DIA	L1	L2	OH	WT	MODEL #	WOOD EDGE
24"	48"	75½"	29"	58 lb	R09305V	\$1,994
30"	60"	94"	29"	74 lb	R09315V	\$2,690



TRAPEZOID

D	L1	L2	OH	WT	MODEL #	WOOD EDGE
30"	60"	30"	29"	65 lb	R09805V	\$2,300

syllabus accessories



116

The Syllabus Training Table series is designed with wire management support systems for power and data feeds. You will need to determine the electrical system of circuits.

FINDING NUMBER OF REQUIRED CIRCUITS

First, get the amperage information from all the electrical devices that will be used. Then, add the total number of amps together. Next, divide this number by 16 (the continuous amp rating), round up to the nearest whole number and you will have the number of circuits required to run the electronic equipment safely unless this number is greater than four.

If this number is greater than four (the maximum amount of circuits the system can handle), you will need to decrease some of the power sources or start a new system with a new power feed.

Remember that local and National Electrical codes have precedence. Check with a licensed electrician to verify the number of circuits needed.

INSTALLATION OF THE HARDWIRE SYSTEM

Only a licensed electrician should install hardwire components like the power feed for the Syllabus electrical system.

ROUTING THE WIRES

The hardwire power feed will be layed into the leg of the Syllabus table. Cables will be routed up the leg and into the wire gallery. From there, the wires will be routed from table to table into data and power receptacles.

JUMPERS AND POWER DISTRIBUTION UNITS

Jumpers transfer power between tables. Power distribution units distribute electricity to the receptacles. The size of the table and the use of connectors will determine how many jumpers and power blocks you will need.

ELECTRICAL SYSTEM

CIRCUITRY INFORMATION: The Syllabus electrical system is an 8-wire, 20-amp system allowing the use of 4 circuits

(three shared and one dedicated) with 4 line conductors, 2 neutrals and 2 grounds. Under NEC recommendations, 13 receptacles may be used per circuit, with a total of 52 available receptacles if all circuits are used, per single power entry. Three of the line conductors are 12 AWG, and share a 12 AWG ground and a 10 AWG neutral. The fourth circuit is isolated and dedicated, and is serviced by its own line conductor, neutral and isolated ground.

This electrical system is listed as a manufactured wiring system under UL Standard 183. It is CSA certified (CSA Standard C22.2 No. 204), and is in full compliance with electrical specifications found in the National Electrical Code. It also has Los Angeles Testing Laboratories Certification and is approved for use in New York City.

GLOSSARY OF TERMS

AMPS/AMPERAGE: a unit of electrical current, in essence, a measure of how much electricity is flowing through the wire.

CONTINUOUS AMP RATING: although each circuit is rated at 20 amps for discontinuous use, the National Electric Code restricts the amperage to 16 for continuous use.

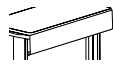
HARDWIRED: a permanent electrical connection by physically joining individual wires together. Note: Only a licensed electrician should install a hardwire power feed.

CIRCUIT: the complete path over which a current of electricity may flow—from the power source to an electrical device and back to the power source.


ISOLATED, DEDICATED CIRCUIT: an isolated circuit is specially protected from interference by other circuits. A Dedicated circuit is set aside from the other circuits for a specific purpose.

AWG: American Wire Gauge, the American standard for wire size specification.

syllabus accessories



modesty panel		
MP42 42"		\$206
MP48 48"		\$237
MP60 60"		\$266
MP72 72"		\$297



wire management		
LI42 42"		\$351
LI48 48"		\$381
LI60 60"		\$412
LI72 72"		\$443



grommets & access units		
rectangular grommet covers, select as needed		
CTOL left corner		+ \$76
CTOR right corner		+ \$76
CTOC center		+ \$76
CTLR left and right corners		+ \$149
CTAG left, right and center		+ \$223



oval grommet covers, select as needed		
COOL left corner		+ \$76
COOR right corner		+ \$76
COOC center		+ \$76
COLR left and right corners		+ \$149
COAG left, right and center		+ \$223



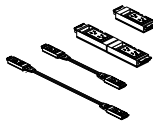
round grommet covers, select as needed		
CROL left corner		+ \$76
CROK center		+ \$76
CROC center		+ \$76
CRLR left and right corners		+ \$149
CRAG left, right and center		+ \$223



power feed		
09740 40" power feed, C-leg tables		\$359
09746 46" power feed, T-leg tables		\$389



jumper		
09636 36" jumper		\$164



power distribution units		
junction boxes		
09742 42" table		\$149
09748 48" table		\$239
09760 60" table		\$419
09772 72" table		\$478



power data center, select as needed		
PDOL left corner		+ \$268
PDOR right corner		+ \$268
PDOC center		+ \$268
PDLR left and right corners		+ \$539
PDAG left, right and center		+ \$806
PE edge mount		+ \$239



interport, select as needed		
INOL left corner		+ \$299
INOR right corner		+ \$299
INOC center		+ \$299
INLR left and right corners		+ \$599
INAG left, right and center		+ \$898

Accessories available on rectangular tables only.

SPECIFICATIONS

EXAMPLE:
syllabus accessories specification & pricing

R09025L 24" x 60" 29" WT 75 lb		\$1,067
LBT dover white		+\$0
MM 2MM edge		+\$0
E30 white		+\$0
P09 charcoal		+\$0
E35 graphite		+\$0
LI60 60"		+\$412
T94 cinder		+\$0
INOR right corner		+\$299
total = \$1,778		

1: SELECT MODESTY PANEL
modesty panel, select length

MP42 42"	\$206
MP48 48"	\$237
MP60 60"	\$266
MP72 72"	\$297

2: SELECT LAY-IN WIRE GALLERY
wire management, select length

LI42 42"	\$351
LI48 48"	\$381
LI60 60"	\$412
LI72 72"	\$443

3: SELECT FINISH
for all modesty panels, select metal

P06 silver	
P07 white	
P09 charcoal	
P10 black	
P11 alloy	

4: SELECT LAY-IN WIRE GALLERY
for all modesty panels, select length

T92 beige	
T94 cinder	
T95 black	

5: SELECT ELECTRICAL OPTIONS

power feed		
09740 40" power feed, C-leg tables	\$359	
09746 46" power feed, T-leg tables	\$389	
power distribution units		
specify circuits I, II, III, IV		
09742 42" table	\$149	
09748 48" table	\$239	
09760 60" table	\$419	
09772 72" table	\$478	
jumper		
09636 36" jumper	\$164	

6: SELECT GROMMET COVERS AND ACCESS UNITS

rectangular grommet covers; select as needed		
CTOL left corner		+ \$76
CTOR right corner		+ \$76
CTOC center		+ \$76
CTLR left and right corners		+ \$149
CTAG left, right and center		+ \$223
oval grommet covers, select as needed		
COOL left corner		+ \$76
COOR right corner		+ \$76
COOC center		+ \$76
COLR left and right corners		+ \$149
COAG left, right and center		+ \$223
round grommet covers, select as needed		
CROL left corner		+ \$76
CROK right corner		+ \$76
CROC center		+ \$76
CRLR left and right corners		+ \$149
CRAG left, right and center		+ \$223
power data center, select as needed		
PDOL left corner		+ \$268
PDOR right corner		+ \$268
PDOC center		+ \$268
PDLR left and right corners		+ \$539
PDAG left, right and center		+ \$806
PE edge mount		+ \$239
interport, select as needed		
INOL left corner		+ \$299
INOR right corner		+ \$299
INOC center		+ \$299
INLR left and right corners		+ \$599
INAG left, right and center		+ \$898

ELECTRICAL & DATA ACCESS UNITS

jumper; join power distribution units between two syllabus tables w/ lay-in wire gallery

power feeds; 8 wire, 4 circuit, 20 amps; for lay-in gallery; requires installation by a certified electrician; cord length 6'

power distribution unit; connect to power feeds; specify circuit I, II, III, IV



pick-a-top

118

individual table tops with multiple edge profiles

DESIGN

Fixtures Furniture Design Group

STANDARDS

Meets or exceeds ANSI/BIFMA x5.5 durability and safety standards.

CONSTRUCTION

LAMINATE: 1/4" balanced construction with particle board core, edged and backed with moisture-resistant coverings to form a completely sealed outside surface. Choice of high pressure laminate or European steamed beech veneer. Tops are shipped pre-drilled for easy assembly to bases. 60" to 72" tables have 1" x 1" steel tubing support to prevent bowing, when used with t-base or pin legs. Table tops are produced to industry standard nominal sizing. For exact size table tops, contact customer service for lead times and up-charges.

EDGES: laminate self edge; vinyl bumper-t; vinyl straight-t; 2mm; urethane; wood

SHIPPING

KD; tops and legs packed separately

EDGE PROFILES



LAMINATE SELF



VINYL BUMPER-T



VINYL STRAIGHT-T



2 MM



URETHANE BULLNOSE



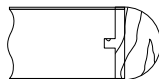
URETHANE EASED



URETHANE WATERFALL



1/8" WOOD LUMBER



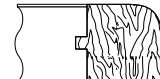
WOOD BULLNOSE 1/4"



WOOD KNIFE 1/4"



WOOD STRAIGHT 1/4"



WOOD WATERFALL 1/4"



pick-a-base

multi-purpose table bases

119

DESIGN

by Fixtures Furniture Design Group

STANDARDS

Meets or exceeds ANSI/BIFMA x5.5 durability and safety standards.

CONSTRUCTION

DISC ROUND: $\frac{3}{8}$ " laser-cut steel plate; 17", 22", and 25" base with 3" column, or 28" and 32" base with 4" column; 14 gauge steel tube column, rubber cushion glide

DISC SQUARE: $\frac{3}{8}$ " laser-cut steel plate; 18" and 23" base with 3" column or 27" with 4" base column; 14 gauge steel tube column, rubber cushion glide

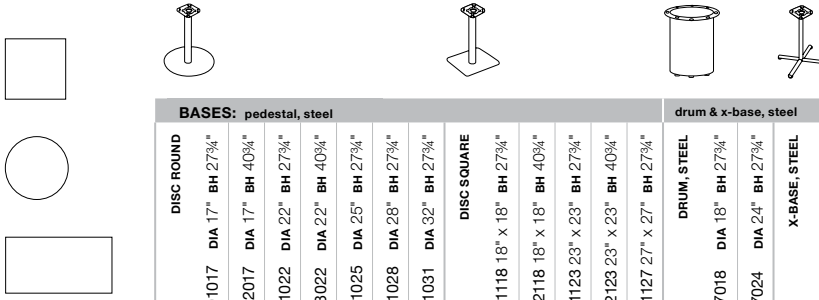
STEEL X BASE: 22" and 26" base with 2" steel tube column (14 gauge), or 32" and 36" base with 3" steel tube column (16 gauge), adjustable glide

STEEL T & C BASE: 2" x 14 gauge steel tube, 13 gauge steel tube column, adjustable cushion glide ($\frac{3}{8}$ " - 16 nickel plated steel base, black vinyl cushion, 1" thread for leveling adjustment)

PIN LEG: 2" x 12 gauge steel tube, adjustable glide

DRUM: 16 gauge drum with 7 gauge mounting ring welded to top. Mounting ring exceeds base diameter by $\frac{3}{4}$ ". 120 lbs of stabilizing weight shipped with base. Black adjustable glides

pick-a-top, pick-a-base



TOPS

SQUARE

D 24" L 24" R10224(L/V)	1	1						1	1			1		1					
D 30" L 30" R10310(L/V)			1	1				1	1				1						1
D 36" L 36" R10510(L/V)			1	1						1	1								1
D 42" L 42" R10640(L/V)					1							1							1
D 48" L 48" R10700(L/V)						1						1		1					1
D 54" L 54" R10754(L/V)							1					1		1					
D 60" L 60" R10760(L/V)								1					1		1				

ROUND

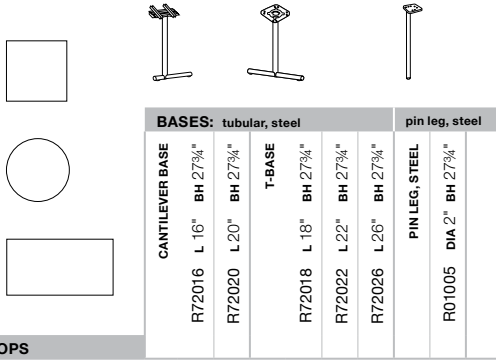
DIA 24" R10100(L/V)	1	1						1	1					1	1				
DIA 30" R10300(L/V)			1	1				1	1						1		1		
DIA 36" R10500(L/V)			1	1				1	1							1			1
DIA 42" R10630(L/V)			1							1				1					1
DIA 48" R10690(L/V)					1						1		1						1
DIA 54" R10854(L/V)					1							1		1					
DIA 60" R10790(L/V)						1							1		1				

RECTANGULAR

D 20" L 30" R10430(L/V)	1							1											1
D 20" L 36" R10450(L/V)								1											1
D 20" L 42" R10460(L/V)	2							2											1
D 20" L 48" R10470(L/V)	2							2											
D 20" L 60" R10480(L/V)	2							2											
D 20" L 72" R10490(L/V)	2							2											
D 24" L 30" R10220(L/V)			1					1						1					
D 24" L 36" R10140(L/V)			1					1						1					
D 24" L 42" R10150(L/V)			1						1										1
D 24" L 48" R10160(L/V)	2							2						1					
D 24" L 60" R10180(L/V)	2							2						2					
D 24" L 72" R10190(L/V)	2							2						2					
D 30" L 36" R10336(L/V)			1					1											1
D 30" L 42" R10370(L/V)			1							1				1					1
D 30" L 48" R10380(L/V)					1						1		1						1
D 30" L 60" R10410(L/V)			2					2					2						
D 30" L 72" R10420(L/V)			2					2					2						
D 36" L 42" R10560(L/V)					1					1									1
D 36" L 48" R10550(L/V)					1						1		1						1
D 36" L 60" R10570(L/V)			2					2					2						
D 36" L 72" R10580(L/V)			2					2					2						

• Number indicates required number of bases. Add 1/4" to base height to calculate complete table height. See Pick-a-Base section for complete dimensions.

pick-a-top, pick-a-base



BASES: tubular, steel			pin leg, steel	
CANTILEVER BASE	L 16"	BH 27 3/4"	T-BASE	BH 27 3/4"
	R72016	R72020		
T-BASE	L 18"	BH 27 3/4"	PIN LEG, STEEL	DIA 2"
	R72018	R72022		
	L 22"	BH 27 3/4"		
	L 26"	BH 27 3/4"		R01005

TOPS

SQUARE

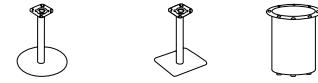
D 24" L 24" R10224(L V)					4
D 30" L 30" R10310(L V)					4
D 36" L 36" R10510(L V)					4
D 42" L 42" R10640(L V)					4
D 48" L 48" R10700(L V)					4
D 54" L 54" R10754(L V)					4
D 60" L 60" R10760(L V)					4

ROUND

DIA 24" R10100(L V)					4
DIA 30" R10300(L V)					4
DIA 36" R10500(L V)					4
DIA 42" R10630(L V)					4
DIA 48" R10690(L V)					4
DIA 54" R10854(L V)					4
DIA 60" R10790(L V)					4

RECTANGULAR

D 20" L 30" R10430(L V)	2		2		4
D 20" L 36" R10450(L V)	2		2		4
D 20" L 42" R10460(L V)	2		2		4
D 20" L 48" R10470(L V)	2		2		4
D 20" L 60" R10480(L V)	2		2		4
D 20" L 72" R10490(L V)	2		2		4
D 24" L 30" R10220(L V)		2		2	4
D 24" L 36" R10140(L V)		2		2	4
D 24" L 42" R10150(L V)		2		2	4
D 24" L 48" R10160(L V)		2		2	4
D 24" L 60" R10180(L V)		2		2	4
D 24" L 72" R10190(L V)		2		2	4
D 30" L 36" R10336(L V)				2	4
D 30" L 42" R10370(L V)				2	4
D 30" L 48" R10390(L V)				2	4
D 30" L 60" R10410(L V)				2	4
D 30" L 72" R10420(L V)				2	4
D 36" L 42" R10560(L V)				2	4
D 36" L 48" R10550(L V)				2	4
D 36" L 60" R10570(L V)				2	4
D 36" L 72" R10590(L V)				2	4



BASES: pedestal, steel			drum, steel	
DISC ROUND	DIA 17"	BH 27 3/4"	DISC SQUARE	DRUM
	R91017	R91022		
	DIA 22"	BH 27 3/4"		
	DIA 25"	BH 27 3/4"		
	R91025	R91118 18" x 18"		
		BH 27 3/4"		
		R91123 23" x 23"		
		BH 27 3/4"		
		R77018		
		DIA 18"		
		R77024		
		DIA 24"		

TOPS

RECTANGULAR

D 30" L 72" R10420L	2		2		2
D 30" L 84" R10440L		2		2	2
D 30" L 96" R10400L		2		2	2
D 36" L 72" R10580L		2		2	2
D 36" L 84" R10540L		2		2	2
D 36" L 96" R10530L		2		2	2
D 42" L 72" R10650L			2		2
D 42" L 84" R10660L			2		2
D 42" L 96" R10670L			2		2

RACETRACK

D 30" L 72" R10422L		2		2	2
D 30" L 84" R10442L		2		2	2
D 30" L 96" R10402L		2		2	2
D 36" L 72" R10582L		2		2	2
D 36" L 84" R10542L		2		2	2
D 36" L 96" R10532L		2		2	2
D 42" L 72" R10652L			2		2
D 42" L 84" R10662L			2		2
D 42" L 96" R10672L			2		2

BOAT

D 30" L 72" R10421L		2		2	2
D 30" L 84" R10441L		2		2	2
D 30" L 96" R10401L		2		2	2
D 36" L 72" R10581L		2		2	2
D 36" L 84" R10541L		2		2	2
D 36" L 96" R10531L		2		2	2
D 42" L 72" R10651L			2		2
D 42" L 84" R10661L			2		2
D 42" L 96" R10671L			2		2

• Number indicates required number of bases. Add 1/4" to base height to calculate complete table height. See Pick-a-Base section for complete dimensions.

pick-a-top laminate



SQUARE

D 24"	L 24"	WT 19 lb
D 30"	L 30"	WT 30 lb
D 36"	L 36"	WT 43 lb
D 42"	L 42"	WT 58 lb
D 48"	L 48"	WT 76 lb
D 54"	L 54"	WT 98 lb
D 60"	L 60"	WT 121 lb

MODEL

R10224L
R10310L
R10510L
R10640L
R10700L
R10754L
R10760L

LAMINATE EDGE

\$193
\$251
\$312
\$451
\$480
\$552
\$660

VINYL & 2MM EDGE

\$176
\$229
\$285
\$412
\$438
\$504
\$603

URETHANE EDGE

\$585
\$740
\$819
\$983
\$1,044
n/a
n/a

1/8" WOOD LUMBER EDGE

\$372
\$392
\$468
\$602
\$720
\$828
\$975

1/4" WOOD EDGE

\$570
\$638
\$788
\$968
\$1,093
\$1,360
\$1,589



ROUND

DIA 24"	WT 15 lb
DIA 30"	WT 24 lb
DIA 36"	WT 34 lb
DIA 42"	WT 46 lb
DIA 48"	WT 60 lb
DIA 54"	WT 77 lb
DIA 60"	WT 94 lb

MODEL

R10100L
R10300L
R10500L
R10630L
R10690L
R10854L
R10790L

LAMINATE EDGE

\$232
\$253
\$308
\$455
\$495
\$552
\$683

VINYL & 2MM EDGE

\$212
\$231
\$281
\$416
\$452
\$504
\$624

URETHANE EDGE

\$659
\$715
\$807
\$964
\$1,033
\$1,363
\$1,455

1/8" WOOD LUMBER EDGE

\$602
\$666
\$738
\$864
\$917
\$1,141
\$1,382

1/4" WOOD EDGE

\$867
\$946
\$1,068
\$1,248
\$1,514
\$1,808
\$2,053

122

SPECIFICATIONS

EXAMPLE:

pick-a-top laminate specification & pricing

R10500L	36" round 34 lb	\$308
LBT	dover white	+\$0
ST	vinyl straight-t	+\$0
V35	graphite edge	+\$0
		total = \$308

1: SELECT TABLE TOP

prices shown above are list

2: SELECT OPTIONS AS NEEDED

add option price to table top price

TG	gangs	+ \$36
----	-------	--------

(n/a on 1 1/4" wood edge tops or round tops)

3: TABLE TOP FINISH

for all models, select color

core group

- LAS black
- LBT dover white
- LDM pearl
- LB4 folkstone
- LDQ platinum
- LCB earth
- LDA citadel
- LDC graphite

classic wood grain

- LTS fusion maple
- LSV monticello maple
- LS2 huntington maple
- LXW wild cherry
- LS4 versailles anigre
- LTW empire mahogany
- LVK montana walnut
- LT6 hemlock

classic patterns

- LRC pewter mesh
- LRP grey mesh
- LPD platinum drops
- LWH white drops
- LNT neutral twill
- LSR sarum twill

evolving wood grain

- LCC smokey brown pear
- LZ7 white ash
- LZ8 weathered ash
- LZ9 natural ash
- LCH cherry riftwood

non-standard laminate

Specify mfg. name and code number, up-charge and extended lead times may apply.

4: SELECT EDGE PROFILE

for solid or other laminate table models, select edge profile and color

LS laminate self edge (matches top finish)

BT vinyl bumper-t

- V37 black
- V35 graphite
- V36 citadel
- V39 earth

ST vinyl straight-t

- V35 graphite
- V36 citadel
- V39 earth

MM 2mm edgeband

- E37 black
- E30 white
- E31 neutral white
- E33 folkstone
- E32 platinum
- E39 earth
- E36 citadel
- E35 graphite
- E38 brown
- E34 satin silver
- E41 fusion maple
- E42 monticello maple
- E43 huntington maple
- E44 wild cherry
- E45 versailles anigre
- E40 empire mahogany
- E47 montana walnut
- E46 hemlock

UB urethane bullnose

- U02 wolf
- U04 dolphin
- U05 otter
- U06 black bear
- U22 hippo
- U25 koala
- U26 kangaroo
- U27 oyster
- U32 beaver
- U24 cardinal
- U13 blue heron
- U14 jay
- U21 parakeet
- U23 oriole

UE urethane eased

- U02 wolf
- U04 dolphin
- U05 otter
- U06 black bear
- U22 hippo
- U25 koala
- U26 kangaroo
- U27 oyster
- U32 beaver
- U24 cardinal
- U13 blue heron
- U14 jay
- U21 parakeet
- U23 oriole

UW urethane waterfall

- U02 wolf
- U04 dolphin
- U05 otter
- U06 black bear
- U22 hippo
- U25 koala
- U26 kangaroo
- U27 oyster
- U32 beaver
- U24 cardinal
- U13 blue heron
- U14 jay
- U21 parakeet
- U23 oriole

WL 1/8" wood lumber

- AJ maple
- AK sand
- AL oak
- AM cherry
- AN mahogany
- AO walnut
- AP anthracite
- AQ wenge

WB wood 1 1/4" bullnose

- AJ maple
- AK sand
- AL oak
- AM cherry
- AN mahogany
- AO walnut
- AP anthracite

WK wood 1 1/4" knife

- AJ maple
- AK sand
- AL oak
- AM cherry
- AN mahogany
- AO walnut
- AP anthracite

WS wood 1 1/4" straight

- AJ maple
- AK sand
- AL oak
- AM cherry
- AN mahogany
- AO walnut
- AP anthracite


WW wood 1 1/4" waterfall

- AJ maple
- AK sand
- AL oak
- AM cherry
- AN mahogany
- AO walnut
- AP anthracite
- AQ wenge

OPTIONS

TG	gangs;	+ \$ 36
steel must be ordered with a table		
(n/a with 1 1/4" wood edge tops or round tops)		

pick-a-top laminate



RECTANGULAR			MODEL #	LAMINATE EDGE	VINYL & 2 MM EDGE	URETHANE EDGE	1/8" WOOD LUMBER EDGE	1/4" WOOD EDGE
20"	30"	WT 20 lb	R10430L	\$225	\$206	n/a	\$387	\$548
20"	36"	WT 24 lb	R10450L	\$251	\$229	n/a	\$399	\$608
20"	42"	WT 28 lb	R10460L	\$294	\$269	n/a	\$421	\$668
20"	48"	WT 32 lb	R10470L	\$309	\$282	n/a	\$466	\$730
20"	60"	WT 40 lb	R10480L	\$351	\$320	n/a	\$618	\$890
20"	72"	WT 48 lb	R10490L	\$390	\$356	n/a	\$815	\$1,077
24"	30"	WT 24 lb	R10220L	\$251	\$229	\$627	\$411	\$572
24"	36"	WT 30 lb	R10140L	\$276	\$252	\$651	\$423	\$633
24"	42"	WT 34 lb	R10150L	\$322	\$294	\$799	\$445	\$692
24"	48"	WT 38 lb	R10160L	\$335	\$306	\$813	\$489	\$754
24"	60"	WT 48 lb	R10180L	\$377	\$344	\$1,119	\$643	\$915
24"	72"	WT 57 lb	R10190L	\$416	\$380	\$1,212	\$839	\$1,101
30"	36"	WT 36 lb	R10336L	\$305	\$278	\$711	\$509	\$735
30"	42"	WT 42 lb	R10370L	\$331	\$302	\$885	\$584	\$783
30"	48"	WT 47 lb	R10380L	\$348	\$318	\$911	\$520	\$833
30"	60"	WT 59 lb	R10410L	\$435	\$397	\$1,261	\$690	\$1,034
30"	72"	WT 72 lb	R10420L	\$475	\$434	\$1,325	\$863	\$1,224
30"	84"	WT 80 lb	R10440L	n/a	\$613	n/a	n/a	n/a
30"	96"	WT 92 lb	R10400L	n/a	\$792	n/a	n/a	n/a
36"	42"	WT 50 lb	R10560L	\$384	\$361	n/a	\$590	\$894
36"	48"	WT 58 lb	R10550L	\$442	\$403	n/a	\$597	\$942
36"	60"	WT 72 lb	R10570L	\$500	\$457	\$1,119	\$776	\$1,104
36"	72"	WT 86 lb	R10580L	\$541	\$494	\$1,244	\$938	\$1,352
36"	84"	WT 94 lb	R10540L	n/a	\$684	n/a	n/a	n/a
36"	96"	WT 106 lb	R10530L	n/a	\$874	n/a	n/a	n/a
42"	72"	WT 86 lb	R10650L	n/a	\$613	n/a	n/a	n/a
42"	84"	WT 106 lb	R10660L	n/a	\$822	n/a	n/a	n/a
42"	96"	WT 121 lb	R10670L	n/a	\$1,031	n/a	n/a	n/a

124



RACETRACK			MODEL #	LAMINATE EDGE	VINYL & 2 MM EDGE	URETHANE EDGE	1/8" WOOD LUMBER EDGE	1/4" WOOD EDGE
30"	72"	WT 65 lb	R10422L	n/a	\$498	n/a	n/a	n/a
30"	84"	WT 80 lb	R10442L	n/a	\$705	n/a	n/a	n/a
30"	96"	WT 92 lb	R10402L	n/a	\$908	n/a	n/a	n/a
36"	72"	WT 75 lb	R10582L	n/a	\$567	n/a	n/a	n/a
36"	84"	WT 94 lb	R10542L	n/a	\$786	n/a	n/a	n/a
36"	96"	WT 106 lb	R10532L	n/a	\$1,006	n/a	n/a	n/a
42"	72"	WT 86 lb	R10652L	n/a	\$705	n/a	n/a	n/a
42"	84"	WT 106 lb	R10662L	n/a	\$944	n/a	n/a	n/a
42"	96"	WT 121 lb	R10672L	n/a	\$1,184	n/a	n/a	n/a



BOAT			MODEL #	LAMINATE EDGE	VINYL & 2 MM EDGE	URETHANE EDGE	1/8" WOOD LUMBER EDGE	1/4" WOOD EDGE
30"	72"	WT 70 lb	R10421L	n/a	\$477	n/a	n/a	n/a
30"	84"	WT 85 lb	R10441L	n/a	\$674	n/a	n/a	n/a
30"	96"	WT 96 lb	R10401L	n/a	\$869	n/a	n/a	n/a
36"	72"	WT 83 lb	R10581L	n/a	\$542	n/a	n/a	n/a
36"	84"	WT 102 lb	R10541L	n/a	\$752	n/a	n/a	n/a
36"	96"	WT 115 lb	R10531L	n/a	\$962	n/a	n/a	n/a
42"	72"	WT 98 lb	R10651L	n/a	\$674	n/a	n/a	n/a
42"	84"	WT 118 lb	R10661L	n/a	\$903	n/a	n/a	n/a
42"	96"	WT 133 lb	R10671L	n/a	\$1,132	n/a	n/a	n/a

pick-a-top laminate

pick-a-top wood veneer

SPECIFICATIONS														
<p>EXAMPLE:</p> <p>pick-a-top veneer specification & pricing</p> <table border="0"> <tr> <td>R10410V</td> <td>30" x 60" WT 59 lb</td> <td>\$1,187</td> </tr> <tr> <td>AQ</td> <td>wenge</td> <td>+\$0</td> </tr> <tr> <td>WL</td> <td>1/8" wood</td> <td>+\$0</td> </tr> <tr> <td colspan="2"></td> <td>total = \$1,187</td> </tr> </table>			R10410V	30" x 60" WT 59 lb	\$1,187	AQ	wenge	+\$0	WL	1/8" wood	+\$0			total = \$1,187
R10410V	30" x 60" WT 59 lb	\$1,187												
AQ	wenge	+\$0												
WL	1/8" wood	+\$0												
		total = \$1,187												
<p><input type="checkbox"/> 1: SELECT TABLE TOP</p> <p>prices shown above are list</p>														
<p><input type="checkbox"/> 2: SELECT OPTIONS AS NEEDED</p> <p>add option price to table top price</p> <table border="0"> <tr> <td>TG</td> <td>gangs</td> <td>+\$36</td> </tr> </table> <p>(n/a on 1 1/4" wood edge tops or round tops)</p>			TG	gangs	+\$36									
TG	gangs	+\$36												
<p><input type="checkbox"/> 3: TABLE VENEER FINISH</p> <p>for all models, select color</p> <ul style="list-style-type: none"> AJ maple AK sand AL oak AM cherry AN mahogany AO walnut AP anthracite AQ wenge 														
<p><input type="checkbox"/> 4: SELECT EDGE PROFILE</p> <p>for all models, select edge profile</p> <table border="0"> <tr> <td>WL</td> <td>1/8" wood</td> </tr> <tr> <td>WB</td> <td>wood 1 1/4" straight</td> </tr> <tr> <td>WK</td> <td>wood 1 1/4" knife</td> </tr> <tr> <td>WS</td> <td>wood 1 1/4" straight</td> </tr> <tr> <td>WW</td> <td>wood 1 1/4" waterfall</td> </tr> </table>			WL	1/8" wood	WB	wood 1 1/4" straight	WK	wood 1 1/4" knife	WS	wood 1 1/4" straight	WW	wood 1 1/4" waterfall		
WL	1/8" wood													
WB	wood 1 1/4" straight													
WK	wood 1 1/4" knife													
WS	wood 1 1/4" straight													
WW	wood 1 1/4" waterfall													

126

OPTIONS		
TG	gangs: steel, must be ordered with a table (n/a on 1 1/4" wood edge tops or round tops)	+\$36

pick-a-top wood veneer



SQUARE			MODEL #	1/8" WOOD LUMBER EDGE	1/4" WOOD EDGE
D 24"	L 24"	WT 19 lb	R10224V	\$431	\$1,063
D 30"	L 30"	WT 30 lb	R10310V	\$572	\$1,262
D 36"	L 36"	WT 43 lb	R10510V	\$742	\$1,557
D 42"	L 42"	WT 58 lb	R10640V	\$1,005	\$1,859
D 48"	L 48"	WT 76 lb	R10700V	\$1,271	\$2,142



ROUND		MODEL #	1/8" WOOD LUMBER EDGE	1/4" WOOD EDGE
DIA 24"	WT 15 lb	R10100V	\$656	\$1,192
DIA 30"	WT 24 lb	R10300V	\$709	\$1,434
DIA 36"	WT 36 lb	R10500V	\$854	\$1,646
DIA 42"	WT 46 lb	R10630V	\$1,136	\$2,027
DIA 48"	WT 60 lb	R10690V	\$1,282	\$2,301



RECTANGULAR			MODEL #	1/8" WOOD LUMBER EDGE	1/4" WOOD EDGE
D 20"	L 30"	WT 20 lb	R10430V	\$560	\$1,106
D 20"	L 36"	WT 24 lb	R10450V	\$567	\$1,142
D 20"	L 42"	WT 28 lb	R10460V	\$660	\$1,307
D 20"	L 48"	WT 32 lb	R10470V	\$740	\$1,344
D 20"	L 60"	WT 40 lb	R10480V	\$962	\$1,572
D 20"	L 72"	WT 48 lb	R10490V	\$1,159	\$1,871
D 24"	L 30"	WT 24 lb	R10220V	\$618	\$1,136
D 24"	L 36"	WT 30 lb	R10140V	\$626	\$1,176
D 24"	L 42"	WT 34 lb	R10150V	\$720	\$1,345
D 24"	L 48"	WT 38 lb	R10160V	\$799	\$1,386
D 24"	L 60"	WT 48 lb	R10180V	\$1,021	\$1,621
D 24"	L 72"	WT 57 lb	R10190V	\$1,219	\$1,930
D 30"	L 36"	WT 36 lb	R10336V	\$768	\$1,429
D 30"	L 42"	WT 42 lb	R10370V	\$884	\$1,563
D 30"	L 48"	WT 47 lb	R10380V	\$992	\$1,620
D 30"	L 60"	WT 59 lb	R10410V	\$1,187	\$1,898
D 30"	L 72"	WT 72 lb	R10420V	\$1,345	\$2,216
D 36"	L 42"	WT 50 lb	R10560V	\$980	\$1,079
D 36"	L 48"	WT 58 lb	R10550V	\$1,035	\$1,851
D 36"	L 60"	WT 72 lb	R10570V	\$1,301	\$1,997
D 36"	L 72"	WT 86 lb	R10580V	\$1,487	\$2,390

127

pick-a-base



PEDESTAL BASE STEEL

DISC ROUND (List prices are for one base.)				MODEL #	PRICE
DIA 17"	BH 27 ³ / ₄ "	OH 29"	WT 31 lb	R91017	\$590
DIA 17"	BH 40 ³ / ₄ "	OH 42"	WT 34 lb	R92017	\$620
DIA 22"	BH 27 ³ / ₄ "	OH 29"	WT 52 lb	R91022	\$685
DIA 22"	BH 40 ³ / ₄ "	OH 42"	WT 55 lb	R93022	\$711
DIA 25"	BH 27 ³ / ₄ "	OH 29"	WT 67 lb	R91025	\$757
DIA 28"	BH 27 ³ / ₄ "	OH 29"	WT 70 lb	R91028	\$881
DIA 32"	BH 27 ³ / ₄ "	OH 29"	WT 92 lb	R91031	\$993



DISC SQUARE (List prices are for one base.)				MODEL #	PRICE	
L 18"	W 18"	BH 27 ³ / ₄ "	OH 29"	WT 44 lb	R91118	\$596
L 18"	W 18"	BH 40 ³ / ₄ "	OH 42"	WT 47 lb	R92118	\$622
L 23"	W 23"	BH 27 ³ / ₄ "	OH 29"	WT 73 lb	R91123	\$689
L 23"	W 23"	BH 40 ³ / ₄ "	OH 42"	WT 76 lb	R92123	\$704
L 27"	W 27"	BH 27 ³ / ₄ "	OH 29"	WT 87 lb	R91127	\$868

128

SPECIFICATIONS																																
<p>EXAMPLE:</p> <p>pick-a-base specification & pricing</p> <table border="0"> <tr> <td>R91022 disk round, 22"</td> <td style="text-align: right;">\$685</td> </tr> <tr> <td>E01 black</td> <td style="text-align: right;">+\$0</td> </tr> <tr> <td>total = \$685</td> <td></td> </tr> </table>	R91022 disk round, 22"	\$685	E01 black	+\$0	total = \$685		<p>for steel x-bases</p> <table border="0"> <tr> <td>BH table base shipped assembled</td> <td style="text-align: right;">+ \$55</td> </tr> <tr> <td>P54 mirror finish</td> <td style="text-align: right;">+ \$48</td> </tr> </table> <p>for steel t- and c-bases</p> <table border="0"> <tr> <td>CS casters</td> <td style="text-align: right;">+ \$57</td> </tr> <tr> <td>P54 mirror finish</td> <td style="text-align: right;">+ \$89</td> </tr> </table> <p>for steel pin leg</p> <table border="0"> <tr> <td>CS casters</td> <td style="text-align: right;">+ \$23</td> </tr> <tr> <td>P54 mirror finish</td> <td style="text-align: right;">+ \$109</td> </tr> </table>	BH table base shipped assembled	+ \$55	P54 mirror finish	+ \$48	CS casters	+ \$57	P54 mirror finish	+ \$89	CS casters	+ \$23	P54 mirror finish	+ \$109	<p><input type="checkbox"/> 3: SELECT BASE FINISH</p> <p>for all steel models, select metal</p> <table border="0"> <tr> <td>P06</td> <td>silver</td> </tr> <tr> <td>P07</td> <td>white</td> </tr> <tr> <td>P09</td> <td>charcoal</td> </tr> <tr> <td>P10</td> <td>black</td> </tr> <tr> <td>P11</td> <td>alloy</td> </tr> <tr> <td>P54</td> <td>mirror finish</td> </tr> </table> <p>available on steel only</p>	P06	silver	P07	white	P09	charcoal	P10	black	P11	alloy	P54	mirror finish
R91022 disk round, 22"	\$685																															
E01 black	+\$0																															
total = \$685																																
BH table base shipped assembled	+ \$55																															
P54 mirror finish	+ \$48																															
CS casters	+ \$57																															
P54 mirror finish	+ \$89																															
CS casters	+ \$23																															
P54 mirror finish	+ \$109																															
P06	silver																															
P07	white																															
P09	charcoal																															
P10	black																															
P11	alloy																															
P54	mirror finish																															
<p><input type="checkbox"/> 1: SELECT TABLE BASE</p> <p>prices shown above are list</p>																																
<p><input type="checkbox"/> 2: SELECT OPTIONS</p> <p>for steel pedestal bases</p> <table border="0"> <tr> <td>BH table base shipped assembled</td> <td style="text-align: right;">+ \$55</td> </tr> <tr> <td>P54 mirror finish</td> <td style="text-align: right;">+ \$209</td> </tr> </table>	BH table base shipped assembled	+ \$55	P54 mirror finish	+ \$209																												
BH table base shipped assembled	+ \$55																															
P54 mirror finish	+ \$209																															
OPTIONS																																
<table border="0"> <tr> <td>CS casters:</td> <td></td> </tr> <tr> <td>2 locking and 2 non-locking;</td> <td></td> </tr> <tr> <td>black only</td> <td></td> </tr> <tr> <td>t- and c-bases</td> <td style="text-align: right;">+ \$ 57</td> </tr> <tr> <td>steel pin leg</td> <td style="text-align: right;">+ \$ 23</td> </tr> </table>	CS casters:		2 locking and 2 non-locking;		black only		t- and c-bases	+ \$ 57	steel pin leg	+ \$ 23	<table border="0"> <tr> <td>BH table base:</td> <td style="text-align: right;">+ \$ 55</td> </tr> <tr> <td>shipped assembled</td> <td></td> </tr> </table>	BH table base:	+ \$ 55	shipped assembled		<table border="0"> <tr> <td>P54 mirror finish</td> <td></td> </tr> <tr> <td>steel pedestal</td> <td style="text-align: right;">+ \$209</td> </tr> <tr> <td>x-bases</td> <td style="text-align: right;">+ \$ 48</td> </tr> <tr> <td>t- and c-bases</td> <td style="text-align: right;">+ \$ 89</td> </tr> <tr> <td>pin leg</td> <td style="text-align: right;">+ \$ 109</td> </tr> </table>	P54 mirror finish		steel pedestal	+ \$209	x-bases	+ \$ 48	t- and c-bases	+ \$ 89	pin leg	+ \$ 109						
CS casters:																																
2 locking and 2 non-locking;																																
black only																																
t- and c-bases	+ \$ 57																															
steel pin leg	+ \$ 23																															
BH table base:	+ \$ 55																															
shipped assembled																																
P54 mirror finish																																
steel pedestal	+ \$209																															
x-bases	+ \$ 48																															
t- and c-bases	+ \$ 89																															
pin leg	+ \$ 109																															

pick-a-base



DRUM BASE, STEEL

DRUM (list prices are for one base)

DIA	BH	OH	WT	MODEL #	PRICE
18"	27 $\frac{3}{4}$ "	29"	50 lb	R77018	\$1,097
24"	27 $\frac{3}{4}$ "	29"	78 lb	R77024	\$1,398

BASE STEEL

X-BASE (list prices are for one base)



L	W	BH	OH	WT	MODEL #	PRICE
L 22"	W 22"	BH 27 $\frac{3}{4}$ "	OH 29"	WT 16 lb	R76022	\$306
L 22"	W 22"	BH 40 $\frac{3}{4}$ "	OH 42"	WT 19 lb	R76422	\$336
L 26"	W 26"	BH 27 $\frac{3}{4}$ "	OH 29"	WT 17 lb	R76026	\$313
L 26"	W 26"	BH 40 $\frac{3}{4}$ "	OH 42"	WT 20 lb	R76426	\$341
L 32"	W 32"	BH 27 $\frac{3}{4}$ "	OH 29"	WT 18 lb	R76032	\$389
L 32"	W 32"	BH 40 $\frac{3}{4}$ "	OH 42"	WT 21 lb	R76432	\$418
L 36"	W 36"	BH 27 $\frac{3}{4}$ "	OH 29"	WT 20 lb	R76036	\$396

129



CANTILEVER (list prices are for two bases)

L	BH	OH	WT	MODEL #	PRICE
L 16"	BH 27 $\frac{3}{4}$ "	OH 29"	WT 14 lb	R72016	\$372
L 20"	BH 27 $\frac{3}{4}$ "	OH 29"	WT 16 lb	R72020	\$382



T-BASE (list prices are for two bases)

L	BH	OH	WT	MODEL #	PRICE
L 18"	BH 27 $\frac{3}{4}$ "	OH 29"	WT 15 lb	R72018	\$379
L 22"	BH 27 $\frac{3}{4}$ "	OH 29"	WT 17 lb	R72022	\$394
L 26"	BH 27 $\frac{3}{4}$ "	OH 29"	WT 19 lb	R72026	\$400



PIN LEG STEEL

PIN LEG (list prices are for four legs)

DIA	BH	OH	WT	MODEL #	PRICE
DIA 2"	BH 27 $\frac{3}{4}$ "	OH 29"	WT 7 lb	R01005	\$382

pick-a-base

130

dollies

four wheel dollies for stacking, storing and moving wood veneer table tops not recommended for stacking

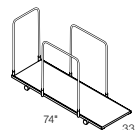
DESIGN

by Fixtures Furniture Design Group

4-WHEEL DOLLY: STRUCK6 (\$1,287); **OW** 74" **OD** 33" **OH** 44" **WT** 200 lb

FOR: saturn; 6 vertically

CONSTRUCTION: steel; 2 swivel and 2 fixed casters; black epoxy



4-WHEEL DOLLY: R00090 (\$2,463); **OW** 30½" **OD** 48" **OH** 52" **WT** 119 lb

FOR: syllabus; 4 vertically

CONSTRUCTION: steel; 2 swivel and 2 fixed casters; black epoxy



seating



addy™

134

arm and armless chairs with wire rod frame

STANDARDS

Meets or exceeds ANSI/BIFMA X5.1 durability and safety standards.

CONSTRUCTION

THERMOPLASTIC SHELL: Textured thermoplastic

UPHOLSTERED SEAT PAD: 1" urethane foam over molded thermoplastic.

FRAME: 1/2" solid steel continuous rod.

ARMS: Black urethane foam over 1/2" solid steel welded rod.

GLIDES: Optional snap-on clear plastic.

CASTER: Nylon.

STACKING

THERMOPLASTIC: 12 floor/45 dolly (4 floor/12 dolly w/ arm) (0 w/ tablet)

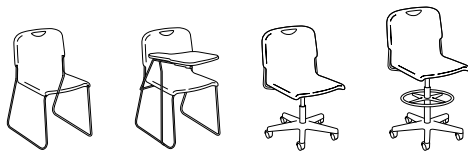
UPHOLSTERED: 8 floor/20 dolly (4 floor/12 dolly w/ arm) (0 w/ tablet)

4-WHEEL DOLLY

RADD2535

OW 21" OD 36" OH 19" WT 29 lb

CONSTRUCTION: Steel; two swivel casters and two fixed casters; black epoxy



ARMLESS **TABLET** **SWIVEL TILT** **STOOL**

OW 20" (22.5" w/ tablet) (24" swivel) **OH** 31" (30-35" swivel) **OD** 23" (29" w/ tablet) **AH** 24.75" (23.375"-28.375" swivel) **SH** 17" (17.5"-22.5" swivel)
WT 12 lb (15 w/ tablet) (30 swivel) **STACK** 12 floor/ 45 dolly **UPHOLSTERED: SH** +0.5" **WT** +2 lb **COM** 0.7 yd

SPECIFICATIONS																																
<p>EXAMPLE: addy specification & pricing</p> <table border="0"> <tr> <td>RADD1731</td> <td>sledbase</td> <td>\$147</td> </tr> <tr> <td>T11</td> <td>swan shell color</td> <td>+\$0</td> </tr> <tr> <td>PX</td> <td>armless</td> <td>+\$0</td> </tr> <tr> <td>GX</td> <td>no glides</td> <td>+\$0</td> </tr> <tr> <td>P06</td> <td>silver frame</td> <td>+\$0</td> </tr> <tr> <td>GN</td> <td>no ganging</td> <td>+\$0</td> </tr> <tr> <td colspan="2"></td> <td>total = \$147</td> </tr> </table>			RADD1731	sledbase	\$147	T11	swan shell color	+\$0	PX	armless	+\$0	GX	no glides	+\$0	P06	silver frame	+\$0	GN	no ganging	+\$0			total = \$147									
RADD1731	sledbase	\$147																														
T11	swan shell color	+\$0																														
PX	armless	+\$0																														
GX	no glides	+\$0																														
P06	silver frame	+\$0																														
GN	no ganging	+\$0																														
		total = \$147																														
<p>1: SELECT ADDY prices shown are list (prices are for fabric grade 1 and COM; see "select seat & back finish" for additional fabric grades and prices)</p> <table border="0"> <tr> <td colspan="3">thermoplastic, select model</td> </tr> <tr> <td>RADD1731</td> <td>sled base</td> <td>\$147</td> </tr> <tr> <td>RADD1717</td> <td>conference swivel</td> <td>\$308</td> </tr> <tr> <td>RADD1711</td> <td>swivel tilt</td> <td>\$359</td> </tr> <tr> <td colspan="3">upholstered, select model</td> </tr> <tr> <td>RADD1831</td> <td>sled base</td> <td>\$230</td> </tr> <tr> <td>RADD1817</td> <td>conference swivel</td> <td>\$387</td> </tr> <tr> <td>RADD1811</td> <td>swivel tilt</td> <td>\$442</td> </tr> </table>			thermoplastic, select model			RADD1731	sled base	\$147	RADD1717	conference swivel	\$308	RADD1711	swivel tilt	\$359	upholstered, select model			RADD1831	sled base	\$230	RADD1817	conference swivel	\$387	RADD1811	swivel tilt	\$442						
thermoplastic, select model																																
RADD1731	sled base	\$147																														
RADD1717	conference swivel	\$308																														
RADD1711	swivel tilt	\$359																														
upholstered, select model																																
RADD1831	sled base	\$230																														
RADD1817	conference swivel	\$387																														
RADD1811	swivel tilt	\$442																														
<p>2: SELECT SEAT FINISH for upholstered models, indicate pattern and color (see upholstery cards for specifications); add fabric grade price to chair model price</p> <table border="0"> <tr> <td>COM/fabric grade 1</td> <td>+\$0</td> </tr> <tr> <td>fabric grade 2</td> <td>+\$46</td> </tr> <tr> <td>fabric grade 3</td> <td>+\$93</td> </tr> <tr> <td>fabric grade 4</td> <td>+\$139</td> </tr> <tr> <td>fabric grade 5</td> <td>+\$185</td> </tr> <tr> <td>fabric grade 6</td> <td>+\$232</td> </tr> </table>			COM/fabric grade 1	+\$0	fabric grade 2	+\$46	fabric grade 3	+\$93	fabric grade 4	+\$139	fabric grade 5	+\$185	fabric grade 6	+\$232																		
COM/fabric grade 1	+\$0																															
fabric grade 2	+\$46																															
fabric grade 3	+\$93																															
fabric grade 4	+\$139																															
fabric grade 5	+\$185																															
fabric grade 6	+\$232																															
<p>3: SELECT SHELL COLOR for thermoplastic models, select color</p> <table border="0"> <tr><td>T11</td><td>swan</td></tr> <tr><td>T12</td><td>raven</td></tr> <tr><td>T13</td><td>blue heron</td></tr> <tr><td>T14</td><td>jay</td></tr> <tr><td>T15</td><td>falcon</td></tr> <tr><td>T16</td><td>dove</td></tr> <tr><td>T17</td><td>woodpecker red</td></tr> <tr><td>T18</td><td>purple martin</td></tr> <tr><td>T19</td><td>peacock</td></tr> <tr><td>T20</td><td>macaw blue</td></tr> <tr><td>T21</td><td>goldfinch</td></tr> <tr><td>T22</td><td>parakeet</td></tr> <tr><td>T23</td><td>oriole</td></tr> <tr><td>T24</td><td>cardinal</td></tr> <tr><td>T25</td><td>flamingo</td></tr> </table>			T11	swan	T12	raven	T13	blue heron	T14	jay	T15	falcon	T16	dove	T17	woodpecker red	T18	purple martin	T19	peacock	T20	macaw blue	T21	goldfinch	T22	parakeet	T23	oriole	T24	cardinal	T25	flamingo
T11	swan																															
T12	raven																															
T13	blue heron																															
T14	jay																															
T15	falcon																															
T16	dove																															
T17	woodpecker red																															
T18	purple martin																															
T19	peacock																															
T20	macaw blue																															
T21	goldfinch																															
T22	parakeet																															
T23	oriole																															
T24	cardinal																															
T25	flamingo																															
<p>4: SELECT ARM TYPE for sled base models only</p> <table border="0"> <tr><td>PX</td><td>armless</td><td>+\$0</td></tr> <tr><td>TL</td><td>tablet arm, left hand</td><td>+\$153</td></tr> <tr><td>TR</td><td>tablet arm, right hand</td><td>+\$153</td></tr> </table> <p>for conference swivel & swivel tilt models only</p> <table border="0"> <tr><td>PX</td><td>armless</td><td>+\$0</td></tr> <tr><td>PF</td><td>fixed arm</td><td>+\$60</td></tr> </table>			PX	armless	+\$0	TL	tablet arm, left hand	+\$153	TR	tablet arm, right hand	+\$153	PX	armless	+\$0	PF	fixed arm	+\$60															
PX	armless	+\$0																														
TL	tablet arm, left hand	+\$153																														
TR	tablet arm, right hand	+\$153																														
PX	armless	+\$0																														
PF	fixed arm	+\$60																														
<p>5: SELECT CASTER/GLIDE for sled base models only</p> <table border="0"> <tr><td>GX</td><td>no glides</td></tr> <tr><td>GL</td><td>glides (for sled base models)</td><td>+\$12</td></tr> </table> <p>for conference swivel & swivel tilt models only</p> <table border="0"> <tr><td>HR</td><td>hard rubber caster for use on "soft floors" (carpet)</td><td>+\$0</td></tr> </table>			GX	no glides	GL	glides (for sled base models)	+\$12	HR	hard rubber caster for use on "soft floors" (carpet)	+\$0																						
GX	no glides																															
GL	glides (for sled base models)	+\$12																														
HR	hard rubber caster for use on "soft floors" (carpet)	+\$0																														
<p>6: SELECT FRAME FINISH for all models, select metal</p> <table border="0"> <tr><td>P06</td><td>silver</td></tr> <tr><td>P07</td><td>white</td></tr> <tr><td>P09</td><td>charcoal</td></tr> <tr><td>P10</td><td>black</td></tr> <tr><td>P11</td><td>alloy</td></tr> <tr><td>P54</td><td>mirror</td></tr> <tr><td></td><td>sled</td><td>+\$50</td></tr> <tr><td></td><td>swivel</td><td>+\$90</td></tr> </table>			P06	silver	P07	white	P09	charcoal	P10	black	P11	alloy	P54	mirror		sled	+\$50		swivel	+\$90												
P06	silver																															
P07	white																															
P09	charcoal																															
P10	black																															
P11	alloy																															
P54	mirror																															
	sled	+\$50																														
	swivel	+\$90																														
<p>7: SELECT SEAT HEIGHT for conference swivel models only</p> <table border="0"> <tr><td>SD</td><td>standard task height</td><td>+\$0</td></tr> <tr><td>CH</td><td>counter height stool with footring (20.5"-30.5" thermo seat height)</td><td>\$158</td></tr> <tr><td>MH</td><td>intermediate height stool with footring (20.5"-27.5" thermo seat height)</td><td>\$132</td></tr> </table> <p>swivel tilt models only</p> <table border="0"> <tr><td>SD</td><td>standard task height</td><td>\$0</td></tr> </table> <p>for sled base models only</p> <table border="0"> <tr><td>GN</td><td>no ganging</td><td>+\$0</td></tr> <tr><td>GS</td><td>ganging side</td><td>\$12</td></tr> </table>			SD	standard task height	+\$0	CH	counter height stool with footring (20.5"-30.5" thermo seat height)	\$158	MH	intermediate height stool with footring (20.5"-27.5" thermo seat height)	\$132	SD	standard task height	\$0	GN	no ganging	+\$0	GS	ganging side	\$12												
SD	standard task height	+\$0																														
CH	counter height stool with footring (20.5"-30.5" thermo seat height)	\$158																														
MH	intermediate height stool with footring (20.5"-27.5" thermo seat height)	\$132																														
SD	standard task height	\$0																														
GN	no ganging	+\$0																														
GS	ganging side	\$12																														
<p>8: SELECT TABLET ARM for sled base models only for tablet models, select laminate</p> <table border="0"> <tr><td>LAS</td><td>black</td></tr> <tr><td>LBT</td><td>dover white</td></tr> <tr><td>LDM</td><td>pearl</td></tr> <tr><td>LB4</td><td>folkstone</td></tr> <tr><td>LDQ</td><td>platinum</td></tr> <tr><td>LCB</td><td>earth</td></tr> <tr><td>LDA</td><td>citadel</td></tr> <tr><td>LCD</td><td>graphite</td></tr> </table>			LAS	black	LBT	dover white	LDM	pearl	LB4	folkstone	LDQ	platinum	LCB	earth	LDA	citadel	LCD	graphite														
LAS	black																															
LBT	dover white																															
LDM	pearl																															
LB4	folkstone																															
LDQ	platinum																															
LCB	earth																															
LDA	citadel																															
LCD	graphite																															
<p>9: SELECT TABLET EDGE for sled base models only for tablet models, select vinyl edge</p> <table border="0"> <tr><td>V37</td><td>black</td></tr> <tr><td>V35</td><td>graphite</td></tr> <tr><td>V36</td><td>citadel</td></tr> <tr><td>V39</td><td>earth</td></tr> </table>			V37	black	V35	graphite	V36	citadel	V39	earth																						
V37	black																															
V35	graphite																															
V36	citadel																															
V39	earth																															
<p>10: SELECT BOOKRACK for sled base models with tablet arm only</p> <table border="0"> <tr><td>BX</td><td>no bookrack</td></tr> <tr><td>BR</td><td>bookrack</td><td>\$90</td></tr> </table>			BX	no bookrack	BR	bookrack	\$90																									
BX	no bookrack																															
BR	bookrack	\$90																														
<p>11: SELECT DOLLY for sled base models, may be ordered separately</p> <table border="0"> <tr><td>RADD2535</td><td>dolly</td><td>\$679</td></tr> </table>			RADD2535	dolly	\$679																											
RADD2535	dolly	\$679																														



allure™

136

arm and armless chairs in fixed and flexing back; fixed back tablet chairs also available

DESIGN

by Richard Douglas Rose

STANDARDS

Meets or exceeds ANSI/BIFMA X5.1 durability and safety standards. Fully Upholstered Allure™ Chairs can pass CAL 133 fire standards with "CA" option.

CONSTRUCTION

UPHOLSTERED SEAT & BACK: Seat: Upholstered, 1.5" polyfoam cushion. Back: Upholstered, 1" polyfoam cushion.

FRAME: 7/8" x 14 gauge steel tube with two seat support braces of 3/4" diameter x 14 gauge steel tube.

ARMS: Molded, glass-filled nylon tapered on each end with spring steel tube connector. Arm finished with epoxy to match frame. Chairs specified with mirror will have charcoal arms with specified inserts. Arm inserts are soft, molded textured plastic.

GLIDES: Non-abrasive, nylon plastic half-ball glides; color will coordinate with frame finish; silver-falcon, white-dove, oatmeal-dove, charcoal-falcon, and black-raven. Optional clear, flat non-marking glide.

END CAPS: Nylon plastic; color will coordinate with frame finish.

FLEX BACK POST: Spring steel; finish is black only.

TABLETS: 7/8" diameter 14 gauge steel tube frame. Three-ply construction with high-pressure laminate top surface, 5/8" thick high-density particle board core, and moisture-resistant backing and 3/4" bumper T-edge molding. Tablet surface available in eight colors with four edge finishes. Standard tablet surface is 13" x 20"; optional oversized and jumbo tablet surfaces available.

STACKING

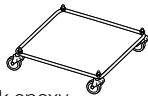
UPHOLSTERED: 4 floor/4 dolly (4 floor/4 dolly w/ arm) (0 w/ tablet). Sled base models do not stack.

4-WHEEL DOLLY

R00005

OW 26" OD 28" OH 5.5" WT 31 lb

CONSTRUCTION: steel; swivel casters; black epoxy



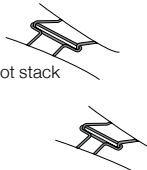
GANGING OPTIONS

AG: GANG, ARM TO ARM: for 4 leg only. Chairs will not stack

CONSTRUCTION: steel wire, black epoxy

SG: GANG, SIDE TO SIDE: for 4 leg, no arms only. Chairs will not stack

CONSTRUCTION: steel wire, black epoxy





ARMLESS ARM TABLET

UPHOLSTERED: OW 22" (24" w/ arm) (23-25" w/ tablet) OH 32.5" (32.5-39" w/ tablet) OD 22" (22-29" w/ tablet) AH 26.5" SH 18.5" WT 16 lb (18 lb w/ arm) (24 lb w/ tablet) STACK 4 floor/4 dolly (0 w/ tablet) COM 1.1 yd

SPECIFICATIONS

EXAMPLE:
allure 4-leg specification & pricing

R50100 upholstered w/arm	\$511
grade 5 Momentum, Silica Aqua	+ \$185
P06 silver frame	+\$0
T12 raven arm insert	+\$0
total =	\$696

1: SELECT ALLURE 4-LEG CHAIR

prices shown are list (prices are for fabric grade 1 and COM; see "select seat & back finish" for additional fabric grades and prices)

fully upholstered allure, fixed back, 4-leg, select model

R50100 arm	\$511
R50000 armless	\$471
R50646 tablet, flip-up, right	\$743
R50746 tablet, flip-up, left	\$743

upholstered w/ thermo outer back allure, 4-leg, select model

R50101 arm	\$471
R50001 armless	\$431
R50346 tablet, flip-up, right	\$704
R50246 tablet, flip-up, left	\$704

fully upholstered allure, flex back, 4-leg, select model

R53100 arm	\$701
R53000 armless	\$664

upholstered w/ thermo outer back allure, flex back, select model

R53102 arm	\$664
R53002 armless	\$625

2: SELECT OPTIONS

for all models, select as needed; add all option prices to chair model price

CG glide, clear flat	+\$0
SC casters, soft floor	+\$38
HC casters, hard floor	+\$38
KG gang, retractable steel	+\$19
KS gang cover	+\$31

AG gang, steel wire, arm to arm	+\$31
SG gang, steel wire, side to side	+\$22
AX 1" extra foam for seat	+\$15
CA CAL 133 fire retardant process (fully upholstered models only)	+\$44

for tablet models

OS tablet, oversized	+\$23
JT tablet, jumbo	+\$57

3: SELECT OUTER BACK FINISH

for upholstered w/ thermo outer back models, select color.

T12 raven	
T15 falcon	
T16 dove	

4: SELECT SEAT AND BACK FINISH

for all models, indicate pattern and color

SS same grade/same fabric	+\$0
SD same grade/different fabric	+\$50
DD different grade/different fabric* (price at grade 6 fabric regardless of grade specified)	+\$50

COM/fabric grade 1	+\$0
fabric grade 2	+\$46
fabric grade 3	+\$93
fabric grade 4	+\$139
fabric grade 5	+\$185
fabric grade 6	+\$232

5: SELECT FRAME FINISH

for all models, select metal

P06 silver	
P07 white	
P09 charcoal	
P10 black	
P11 alloy	
P54 mirror	\$50

6: SELECT ARM INSERT

for all arm models, select color

T12 raven	
T15 falcon	
T16 dove	

7: SELECT TABLE FINISH

for tablet models, select laminate

LAS black	
LBT dover white	
LDM pearl	
LB4 folkstone	
LDQ platinum	
LCB earth	
LDA citadel	
LCD graphite	

8: SELECT TABLE EDGE

for tablet models, select vinyl edge

V37 black	
V35 graphite	
V36 citadel	
V39 earth	

9: SELECT DOLLY

dollies may also be ordered separately

R00005 4-wheel dolly	\$345
----------------------	-------

OPTIONS

CG glide; clear flat	+\$0	KS gang cover, optional for retractable gang	+\$31	CA CAL 133 fire retardant process; COM does not apply	+\$44
SC casters, soft floor (n/a on tablet models), stacking not recommended	+\$38	AG gang, steel wire, arm to arm (n/a on tablet models), chairs will not stack	+\$31	for tablet models	
HC casters, hard floor (n/a on tablet models), stacking not recommended	+\$38	SG gang, steel wire, side to side (n/a on tablet or arm models), chairs will stack	+\$22	OS tablet, oversized	+\$23
KG gang, retractable steel (n/a on tablet models); factory installed	+\$19	AX 1" extra foam for seat; stacking disclaimed	+\$15	JT tablet, jumbo	+\$57

allure sled base



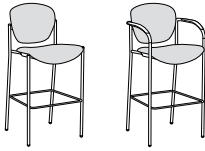
ARMLESS ARM TABLET

UPHOLSTERED: OW 22" (24" w/ arm) (23--25" w/ tablet) OH 32.5" (32.5-39" w/ tablet) OD 22" (22-29" w/ tablet)
 AH 26.5" SH 18.5" WT 18 lb (20 lb w/ arm) (26 lb w/ tablet) STACK sled base models do not stack COM 1.1 yd

138

SPECIFICATIONS how to order, see page 214			
EXAMPLE:			
allure sled base specification & pricing			
R50002 upholstered armless		\$510	
grade 4 Momentum, Silica, Sands		+ \$139	
P06 silver frame		+ \$0	
			total = \$649
1: SELECT ALLURE SLED BASE			
prices shown are list (prices are for fabric grade 1 and COM; see "select seat & back finish" for additional fabric grades and prices)			
fully upholstered allure, fixed back, sled base, select model			
R50102 arm		\$589	
R50002 armless		\$510	
R50640 tablet, flip-up, right		\$783	
R50740 tablet, flip-up, left		\$783	
upholstered w/ thermo outer back allure, fixed back, sled base, select model			
R50112 arm		\$549	
R50012 armless		\$469	
R50342 tablet, flip-up, right		\$743	
R50242 tablet, flip-up, left		\$743	
fully upholstered allure, flex back, sled base, select model			
R53132 arm		\$795	
R53032 armless		\$717	
upholstered w/ thermo outer back allure, flex back, sled base, select model			
R53112 arm		\$754	
R53012 armless		\$676	
2: SELECT OPTIONS			
for all models, select as needed; add all option prices to chair model price			
KG	gang, retractable steel		+ \$38
KS	gang cover		+ \$31
AG	gang, steel wire, arm to arm		+ \$31
SG	gang, steel wire, side to side		+ \$31
AX	1" extra foam for seat		+ \$15
CA	CAL 133 fire retardant process (fully upholstered models only)		+ \$44
for tablet models			
OS	tablet, oversized		+ \$23
3: SELECT OUTER BACK FINISH			
for upholstered w/ thermo outer back models, select color;			
T12	raven		
T15	falcon		
T16	dove		
4: SELECT SEAT AND BACK FINISH			
for all models, indicate pattern and color			
SS	same grade/same fabric		+ \$0
SD	same grade/different fabric		+ \$50
DD	different grade/different fabric* (price at grade 6 fabric regardless of grade specified)		+ \$50
	COM/fabric grade 1		+ \$0
	fabric grade 2		+ \$46
	fabric grade 3		+ \$93
	fabric grade 4		+ \$139
	fabric grade 5		+ \$185
	fabric grade 6		+ \$232
5: SELECT FRAME FINISH			
for all models, select metal			
P06	silver		
P07	white		
P09	charcoal		
P10	black		
P11	alloy		
P54	mirror		\$50
6: ARM INSERTS			
for all arm models, select color			
T12	raven		
T15	falcon		
T16	dove		
7: SELECT TABLET FINISH			
for tablet models, select laminate			
LAS	black		
LBT	dover white		
LDM	pearl		
LB4	folkstone		
LDQ	platinum		
LCB	earth		
LDA	citadel		
LCD	graphite		
8: SELECT TABLET EDGE			
for tablet models, select vinyl edge			
V37	black		
V35	graphite		
V36	citadel		
V39	earth		

OPTIONS			
KG	gang, retractable steel (n/a on tablet models); factory installed	+ \$38	
KS	gang cover, optional for retractable gang (n/a on tablet models)	+ \$31	
AG	gang, steel wire, arm to arm (n/a on tablet models)	+ \$31	
SG	gang, steel wire, side to side (n/a on tablet or arm models)	+ \$31	
AX	1" extra foam for seat	+ \$15	
CA	CAL 133 fire retardant process; COM does not apply	+ \$44	
OS	tablet, oversized	+ \$23	



ARMLESS ARM

UPHOLSTERED: OW 22" (24" w/ arm) OH 45", 42", 39" OD 22" AH 38", 35", 32" SH 30", 27", 24"
 WT 26 lb (28 lb w/ arm), 25 lb (27 lb w/ arm), 24 lb (26 lb w/ arm) SEAT TO FOOT RUNG 18" COM 1.1 yd

SPECIFICATIONS																																																																																										
<p>EXAMPLE: allure stool specification & pricing</p> <table border="0"> <tr> <td>R52730 upholstered w/ thermo back arm</td> <td>\$783</td> <td></td> </tr> <tr> <td>T15 falcon outer back</td> <td>+\$0</td> <td></td> </tr> <tr> <td>grade 2 Momentum Fuse Pepper</td> <td>+\$46</td> <td></td> </tr> <tr> <td>P08 oatmeal frame</td> <td>+\$0</td> <td></td> </tr> <tr> <td>T12 raven arm inserts</td> <td>+\$0</td> <td></td> </tr> <tr> <td colspan="2" style="text-align: right;">total = \$829</td> <td></td> </tr> </table> <p>1: SELECT ALLURE STOOL prices shown are list (prices are for fabric grade 1 and COM; see "select seat & back finish" for additional fabric grades and prices)</p> <p>fully upholstered allure, stool, select model</p> <table border="0"> <tr><td>R52130 arm, 30"</td><td>\$824</td></tr> <tr><td>R52127 arm, 27"</td><td>\$824</td></tr> <tr><td>R52124 arm, 24"</td><td>\$824</td></tr> <tr><td>R52030 armless, 30"</td><td>\$783</td></tr> <tr><td>R52027 armless, 27"</td><td>\$783</td></tr> <tr><td>R52024 armless, 24"</td><td>\$783</td></tr> </table> <p>upholstered w/ thermo outer back allure, stool, select model</p> <table border="0"> <tr><td>R52730 arm, 30"</td><td>\$783</td></tr> <tr><td>R52727 arm, 27"</td><td>\$783</td></tr> <tr><td>R52724 arm, 24"</td><td>\$783</td></tr> <tr><td>R52630 armless, 30"</td><td>\$743</td></tr> <tr><td>R52627 armless, 27"</td><td>\$743</td></tr> <tr><td>R52624 armless, 24"</td><td>\$743</td></tr> </table>	R52730 upholstered w/ thermo back arm	\$783		T15 falcon outer back	+\$0		grade 2 Momentum Fuse Pepper	+\$46		P08 oatmeal frame	+\$0		T12 raven arm inserts	+\$0		total = \$829			R52130 arm, 30"	\$824	R52127 arm, 27"	\$824	R52124 arm, 24"	\$824	R52030 armless, 30"	\$783	R52027 armless, 27"	\$783	R52024 armless, 24"	\$783	R52730 arm, 30"	\$783	R52727 arm, 27"	\$783	R52724 arm, 24"	\$783	R52630 armless, 30"	\$743	R52627 armless, 27"	\$743	R52624 armless, 24"	\$743	<p>2: SELECT OPTIONS for all models, select as needed; add all option prices to chair model price</p> <table border="0"> <tr><td>CG glide, clear flat</td><td>+\$0</td></tr> <tr><td>AX 1" extra foam for seat</td><td>+\$15</td></tr> <tr><td>CA CAL 133 fire retardant process (fully upholstered models only)</td><td>+\$44</td></tr> </table> <p>3: SELECT OUTER BACK FINISH for upholstered w/ thermo outer back models, select color</p> <table border="0"> <tr><td>T12 raven</td><td></td></tr> <tr><td>T15 falcon</td><td></td></tr> <tr><td>T16 dove</td><td></td></tr> </table> <p>4: SELECT SEAT AND BACK FINISH for all models, indicate pattern and color</p> <table border="0"> <tr><td>SS same grade/same fabric</td><td>+\$0</td></tr> <tr><td>SD same grade/different fabric</td><td>+\$50</td></tr> <tr><td>DD different grade/different fabric* price at grade 6 fabric regardless of grade specified</td><td>+\$50</td></tr> </table> <table border="0"> <tr><td>COM/fabric grade 1</td><td>+\$0</td></tr> <tr><td>fabric grade 2</td><td>+\$46</td></tr> <tr><td>fabric grade 3</td><td>+\$93</td></tr> <tr><td>fabric grade 4</td><td>+\$139</td></tr> <tr><td>fabric grade 5</td><td>+\$185</td></tr> <tr><td>fabric grade 6</td><td>+\$232</td></tr> </table>	CG glide, clear flat	+\$0	AX 1" extra foam for seat	+\$15	CA CAL 133 fire retardant process (fully upholstered models only)	+\$44	T12 raven		T15 falcon		T16 dove		SS same grade/same fabric	+\$0	SD same grade/different fabric	+\$50	DD different grade/different fabric* price at grade 6 fabric regardless of grade specified	+\$50	COM/fabric grade 1	+\$0	fabric grade 2	+\$46	fabric grade 3	+\$93	fabric grade 4	+\$139	fabric grade 5	+\$185	fabric grade 6	+\$232	<p>5: SELECT FRAME FINISH for all models, select metal</p> <table border="0"> <tr><td>P06 silver</td><td></td></tr> <tr><td>P07 white</td><td></td></tr> <tr><td>P09 charcoal</td><td></td></tr> <tr><td>P10 black</td><td></td></tr> <tr><td>P11 alloy</td><td></td></tr> </table> <p>6: SELECT ARM INSERT for all models, select color</p> <table border="0"> <tr><td>T12 raven</td><td></td></tr> <tr><td>T15 falcon</td><td></td></tr> <tr><td>T16 dove</td><td></td></tr> </table>	P06 silver		P07 white		P09 charcoal		P10 black		P11 alloy		T12 raven		T15 falcon		T16 dove	
R52730 upholstered w/ thermo back arm	\$783																																																																																									
T15 falcon outer back	+\$0																																																																																									
grade 2 Momentum Fuse Pepper	+\$46																																																																																									
P08 oatmeal frame	+\$0																																																																																									
T12 raven arm inserts	+\$0																																																																																									
total = \$829																																																																																										
R52130 arm, 30"	\$824																																																																																									
R52127 arm, 27"	\$824																																																																																									
R52124 arm, 24"	\$824																																																																																									
R52030 armless, 30"	\$783																																																																																									
R52027 armless, 27"	\$783																																																																																									
R52024 armless, 24"	\$783																																																																																									
R52730 arm, 30"	\$783																																																																																									
R52727 arm, 27"	\$783																																																																																									
R52724 arm, 24"	\$783																																																																																									
R52630 armless, 30"	\$743																																																																																									
R52627 armless, 27"	\$743																																																																																									
R52624 armless, 24"	\$743																																																																																									
CG glide, clear flat	+\$0																																																																																									
AX 1" extra foam for seat	+\$15																																																																																									
CA CAL 133 fire retardant process (fully upholstered models only)	+\$44																																																																																									
T12 raven																																																																																										
T15 falcon																																																																																										
T16 dove																																																																																										
SS same grade/same fabric	+\$0																																																																																									
SD same grade/different fabric	+\$50																																																																																									
DD different grade/different fabric* price at grade 6 fabric regardless of grade specified	+\$50																																																																																									
COM/fabric grade 1	+\$0																																																																																									
fabric grade 2	+\$46																																																																																									
fabric grade 3	+\$93																																																																																									
fabric grade 4	+\$139																																																																																									
fabric grade 5	+\$185																																																																																									
fabric grade 6	+\$232																																																																																									
P06 silver																																																																																										
P07 white																																																																																										
P09 charcoal																																																																																										
P10 black																																																																																										
P11 alloy																																																																																										
T12 raven																																																																																										
T15 falcon																																																																																										
T16 dove																																																																																										

OPTIONS

CG glide, clear flat	+\$0	CA CAL 133 fire retardant process; + \$44
AX 1" extra foam for seat	+\$15	COM does not apply



allure™ nesting

140

arm and armless chairs with 4-leg nesting frame

DESIGN

by Richard Douglas Rose

STANDARDS

Meets or exceeds ANSI/BIFMA X5.1 durability and safety standards.

CONSTRUCTION

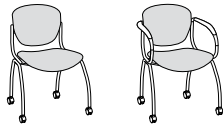
UPHOLSTERED SEAT & BACK: Seat: Upholstered, 1.5" polyfoam cushion Back: Upholstered, 1" polyfoam cushion

FRAME: 7/8" x 14 gauge steel tube back supports and arms; 3/4" x 14 gauge tubular steel legs.

ARMS: Molded, glass-filled nylon tapered on each end with spring steel tube connector. Arm finished with epoxy to match frame. Arm inserts are soft, molded textured plastic.

CASTERS: 50 mm dual wheeled soft floor hooded.

END CAPS: Nylon plastic; color will coordinate with frame finish



ARMLESS ARM

UPHOLSTERED: OW 24" (25" w/ arm) OH 32.5" OD 22" AH 27" SH 18.5" WT 23 lb (26.5 lb w/ arm) NESTING PITCH 8.5" COM 1.1 yd

SPECIFICATIONS																							
<p>EXAMPLE: allure nesting specification & pricing</p> <table border="0"> <tr> <td>R54000 upholstered armless</td> <td>\$679</td> </tr> <tr> <td>grade 1 Momentum, Basis Ruby</td> <td>+\$0</td> </tr> <tr> <td>P06 satin silver frame</td> <td>+\$0</td> </tr> <tr> <td colspan="2" style="text-align: right;">total = \$679</td> </tr> </table>			R54000 upholstered armless	\$679	grade 1 Momentum, Basis Ruby	+\$0	P06 satin silver frame	+\$0	total = \$679														
R54000 upholstered armless	\$679																						
grade 1 Momentum, Basis Ruby	+\$0																						
P06 satin silver frame	+\$0																						
total = \$679																							
<p><input type="checkbox"/> 1: SELECT ALLURE NESTING prices shown are list (prices are for fabric grade 1 and COM; see "select seat & back finish" for additional fabric grades and prices)</p> <p>fully upholstered allure, nesting, select model</p> <table border="0"> <tr> <td>R54100 arm</td> <td>\$721</td> </tr> <tr> <td>R54000 armless</td> <td>\$679</td> </tr> </table> <p>upholstered w/ thermo outer back allure, nesting, select model</p> <table border="0"> <tr> <td>R54101 arm</td> <td>\$681</td> </tr> <tr> <td>R54001 armless</td> <td>\$641</td> </tr> </table>			R54100 arm	\$721	R54000 armless	\$679	R54101 arm	\$681	R54001 armless	\$641													
R54100 arm	\$721																						
R54000 armless	\$679																						
R54101 arm	\$681																						
R54001 armless	\$641																						
<p><input type="checkbox"/> 2: SELECT OPTIONS for all models, select as needed; add all option prices to chair model price</p> <table border="0"> <tr> <td>HC casters, hard floor</td> <td>+\$0</td> </tr> <tr> <td>AX 1" extra foam for seat</td> <td>+\$15</td> </tr> </table>			HC casters, hard floor	+\$0	AX 1" extra foam for seat	+\$15																	
HC casters, hard floor	+\$0																						
AX 1" extra foam for seat	+\$15																						
<p><input type="checkbox"/> 3: SELECT OUTER BACK FINISH for upholstered w/ thermo outer back models, select color</p> <table border="0"> <tr> <td>T12</td> <td>raven</td> </tr> <tr> <td>T15</td> <td>falcon</td> </tr> <tr> <td>T16</td> <td>dove</td> </tr> </table>			T12	raven	T15	falcon	T16	dove															
T12	raven																						
T15	falcon																						
T16	dove																						
<p><input type="checkbox"/> 4: SELECT SEAT AND BACK FINISH for all models, indicate pattern and color</p> <table border="0"> <tr> <td>SS</td> <td>same grade/same fabric</td> <td>+\$0</td> </tr> <tr> <td>SD</td> <td>same grade/different fabric</td> <td>+\$50</td> </tr> <tr> <td>DD</td> <td>different grade/different fabric*</td> <td>+\$50</td> </tr> </table> <p>price at grade 6 fabric regardless of grade specified</p> <table border="0"> <tr> <td>COM/fabric grade 1</td> <td>+\$0</td> </tr> <tr> <td>fabric grade 2</td> <td>+\$46</td> </tr> <tr> <td>fabric grade 3</td> <td>+\$93</td> </tr> <tr> <td>fabric grade 4</td> <td>+\$139</td> </tr> <tr> <td>fabric grade 5</td> <td>+\$185</td> </tr> <tr> <td>fabric grade 6</td> <td>+\$232</td> </tr> </table>			SS	same grade/same fabric	+\$0	SD	same grade/different fabric	+\$50	DD	different grade/different fabric*	+\$50	COM/fabric grade 1	+\$0	fabric grade 2	+\$46	fabric grade 3	+\$93	fabric grade 4	+\$139	fabric grade 5	+\$185	fabric grade 6	+\$232
SS	same grade/same fabric	+\$0																					
SD	same grade/different fabric	+\$50																					
DD	different grade/different fabric*	+\$50																					
COM/fabric grade 1	+\$0																						
fabric grade 2	+\$46																						
fabric grade 3	+\$93																						
fabric grade 4	+\$139																						
fabric grade 5	+\$185																						
fabric grade 6	+\$232																						
<p><input type="checkbox"/> 5: SELECT FRAME FINISH for all models, select metal</p> <table border="0"> <tr> <td>P06</td> <td>silver</td> </tr> <tr> <td>P07</td> <td>white</td> </tr> <tr> <td>P09</td> <td>charcoal</td> </tr> <tr> <td>P10</td> <td>black</td> </tr> <tr> <td>P11</td> <td>alloy</td> </tr> </table>			P06	silver	P07	white	P09	charcoal	P10	black	P11	alloy											
P06	silver																						
P07	white																						
P09	charcoal																						
P10	black																						
P11	alloy																						
<p><input type="checkbox"/> 6: SELECT ARM INSERT for all arm models, select color (insert will coordinate with frame unless otherwise specified)</p> <table border="0"> <tr> <td>T12</td> <td>raven</td> </tr> <tr> <td>T15</td> <td>falcon</td> </tr> <tr> <td>T16</td> <td>dove</td> </tr> </table>			T12	raven	T15	falcon	T16	dove															
T12	raven																						
T15	falcon																						
T16	dove																						

OPTIONS		
HC	casters, hard floor; chairs shipped with soft floor unless specified	+\$0
AX	1" extra foam for seat	+\$15



allure™ bariatric

142

arm chair with fixed back and 24" seat width with seating capacity of 500 pounds

DESIGN

by Fixtures Furniture Design Group

STANDARDS

Exceeds ANSI/BIFMA X5.1-2002 durability and safety standards to qualify for bariatric 500 lbs maximum weight capacity.

CONSTRUCTION

UPHOLSTERED SEAT & BACK: Seat: 2" polyfoam cushion over 9 ply contoured plywood. Back: 1" polyfoam over 9 ply contoured plywood. Outer back: ¼" polyfoam over 9 ply contoured plywood.

FRAME: 7/8" x 14 gauge steel tube frame with four 1-½" x ¾" 16 gauge rectangular steel tube seat supports.

ARMS: Molded, glass-filled nylon tapered on each end with spring steel tube connector. Arm finished with epoxy to match frame. Arm inserts are soft, molded textured plastic.

GLIDES: Clear, flat non-marking glide.

STACKING

Allure bariatric will not stack



ARM

OW 29" OH 33" OD 21.5" AH 27" SH 18.5" Wt 32 lb COM 2 yd.

SPECIFICATIONS

EXAMPLE:

allure bariatric specification & pricing

R55100 upholstered w/ arm	\$757
grade 4 Momentum, Silica, Sands	+ \$185
P09 charcoal frame	+\$0
T12 raven arm insert	+\$0
total =	\$942

1: SELECT ALLURE BARIATRIC

prices shown are list (prices are for fabric grade 1 and COM; see "select seat & back finish" for additional fabric grades and prices)

upholstered allure bariatric, select model

R55100 arm	\$757
------------	-------

2: SELECT OPTIONS

for all models, select as needed; add option price to chair model price

3: SELECT SEAT & BACK FINISH

for all models, indicate pattern and color

SS same grade/same fabric	+\$0
SD same grade/different fabric	+\$50
DD different grade/different fabric*	+\$50
price at grade 6 fabric regardless of grade specified	
COM/fabric grade 1	+\$0
fabric grade 2	+\$46
fabric grade 3	+\$93
fabric grade 4	+\$139
fabric grade 5	+\$185
fabric grade 6	+\$309

4: SELECT FRAME FINISH

for all models, select metal

P06	silver
P07	white
P09	charcoal
P10	black
P11	alloy

5: SELECT ARM INSERT

for all models, select color; (insert will coordinate with frame unless otherwise specified.)

T12	raven
T15	falcon
T16	dove

OPTIONS



bola™

144

arm and armless chairs in fixed back; fixed back tablet chairs also available

DESIGN

by Ron Kemnitzer

STANDARDS

Meets or exceeds ANSI/BIFMA X 5.1 durability and safety standards. Fully Upholstered Bola® chairs can pass CAL. 133 fire standards with "CF" or "CA" option.

CONSTRUCTION

THERMOPLASTIC SEAT & BACK: Textured thermoplastic.

UPHOLSTERED SEAT & BACK: Seat: Upholstered 2" urethane foam over contoured molded plywood. Back: Upholstered 1" urethane foam over contoured molded plywood. 1/4" urethane foam on back cover.

FRAME: 1" x 16 gauge steel tube.

ARMS: Epoxy finish to match frame with molded plastic inserts. Arm inserts will match seat and back color for thermoplastic models. Chairs specified with mirror will have charcoal arms with specified inserts.

GLIDES: Molded nylon ball or formal glides.

END CAPS: Molded nylon; color will coordinate with frame finish

TABLETS: 1" diameter, 12 gauge tubular steel frame. Three-ply construction with high-pressure laminate top surface, 5/8" thick high-density particle board core with moisture-resistant backing and 3/4" bumper-T edge molding. Tablet surface available in eight colors with four edge finishes. Standard tablet surface is 10" x 14"; optional oversized and jumbo surfaces available.

STACKING

THERMOPLASTIC: 4 floor/4 dolly (4 floor/4 dolly w/ arm) (4 floor/4 dolly w/ flip-up tablet)

UPHOLSTERED: 4 floor/4 dolly (4 floor/4 dolly w/ arm) (4 floor/4 dolly w/ upholstered flip-up tablet)

2-WHEEL DOLLY (USED TO MOVE STACK)

R00003

OW 25" OD 10" OH 51" WT 30 lb

CONSTRUCTION: steel; ball bearing wheels; black epoxy

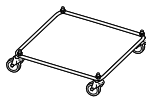


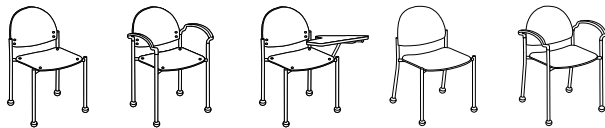
4-WHEEL DOLLY

R00005

OW 26" OD 28" OH 5.5" WT 31 lb

CONSTRUCTION: steel; swivel casters; black epoxy





ARMLESS **ARM** **TABLET** **WALL SAVER** **WALL SAVER ARM**

OW 21" (24" w/ arm) (25–27" w/ tablet) **OH** 31" (31–35" w/ tablet) **OD** 22" (22–27" w/ tablet) **AH** 27" **SH** 17" **WT** 12 lb (14 w/ arm) (19–20 w/ tablet)
STACK 4 floor / 4 dolly (4 w/ flip-up tablet) **UPHOLSTERED: SH +1"** **WT** +3 lb **STACK** 4 floor /4 dolly (4 floor /4 dolly w/ flip-up tablet) **COM** 1 yd

SPECIFICATIONS

EXAMPLE:
bola 4-leg specification & pricing

R44100 upholstered arm	\$507
grade 4 Knoll, Zipline Spa	+ \$139
P06 silver frame	+\$0
T12 raven arm inserts	+\$0
T12 raven gray glides	+\$0
total =	\$646

1: SELECT BOLA 4-LEG
prices shown are list (prices are for fabric grade 1 and COM; see "select seat & back finish" for additional fabric grades and prices)

thermoplastic bola, fixed back, 4-leg,
select model

R44103 arm	\$395
R44003 armless	\$318
R44446 tablet, flip-up, right	\$490
R44546 tablet, flip-up, left	\$490
R44647 tablet, out-of-way, right	\$646
R44747 tablet, out-of-way, left	\$646
R49103 wall saver, arm	\$436
R49003 wall saver, armless	\$357

upholstered bola, fixed back, 4-leg,
select model

R44100 arm	\$507
R44000 armless	\$429
R44840 tablet, flip-up, right	\$609
R44940 tablet, flip-up, left	\$609
R44841 tablet, out-of-way, right	\$781
R44941 tablet, out-of-way, left	\$781
R49100 wall saver, arm	\$547
R49000 wall saver, armless	\$468

2: SELECT OPTIONS
for all models, select as needed; add all option prices to chair model price

SC casters, soft floor	+\$38
HC casters, hard floor	+\$38
RS arm inserts, upholstered	+\$60
RW arm inserts, wood	+\$74
KF glides, formal	+\$0
KR gang, retractable steel	+\$19
KS gang cover	+\$31
GR gang, steel clamp	+\$24

for upholstered models, select as needed

AX 1" extra foam for seat	+\$15
CA CAL 133 fire retardant process	+\$44

for tablet models, select as needed

OS tablet, oversized	+\$23
JT tablet, jumbo	+\$57

3: SELECT SEAT & BACK FINISH
for thermoplastic models, select color

T11 swan	
T12 raven	
T13 blue heron	
T14 jay	
T15 falcon	
T16 dove	
T17 woodpecker red	
T18 purple martin	
T19 peacock	
T20 macaw blue	
T21 goldfinch	
T22 parakeet	
T23 oriole	
T24 cardinal	
T25 flamingo	

for all models, indicate pattern and color

SS same grade/same fabric	+\$0
SD same grade/different fabric	+\$50
DD different grade/different fabric*	+\$50

price at grade 6 fabric regardless of grade specified

COM/fabric grade 1	+\$0
fabric grade 2	+\$46
fabric grade 3	+\$93
fabric grade 4	+\$139
fabric grade 5	+\$185
fabric grade 6	+\$232

4: SELECT FRAME FINISH
for all models, select metal

P06 silver	
P07 white	
P09 charcoal	
P10 black	
P11 alloy	
P54 mirror	\$50

5: SELECT GLIDE COLOR COMBINATION

SAME same color all 4 glides	+\$0
MULT mixed colors on 4 glides	+\$25

6: SELECT GLIDE FINISH LEG 1
select color; see "seat & back finish" for colors

7: SELECT GLIDE FINISH LEG 2
select color; see "seat & back finish" for colors

8: SELECT GLIDE FINISH LEG 3
select color; see "seat & back finish" for colors

9: SELECT GLIDE FINISH LEG 4
select color; see "seat & back finish" for colors

10: SELECT ARM INSERT
for thermoplastic & upholstered models with arms, see "seat & back finish" for colors

if upholstered arm insert option has been specified, indicate upholstery pattern and color

11: SELECT TABLET LAMINATE
for tablet models, select laminate (vinyl edge will coordinate with tablet finish)

LAS black	
LBT dover white	
LDM pearl	
LB4 folkstone	
LDQ platinum	
LCB earth	
LDA citadel	
LCD graphite	

12: SELECT TABLET EDGE
for tablet models, select vinyl edge

V37 black	
V35 graphite	
V36 citadel	
V39 earth	

9: SELECT DOLLY
dollies may also be ordered separately

R00003 2-wheel dolly	\$370
R00005 4-wheel dolly	\$345

OPTIONS

SC casters, soft floor (n/a on tablet and wall saver models), stacking not recommended	+\$38	KF glides; formal (n/a on wallsaver models)	+\$0	GR gang; steel clamp (n/a on tablet models)	+\$24
HC casters, hard floor (n/a on tablet and wall saver models), stacking not recommended	+\$38	KR gang; retractable steel (n/a on tablet or thermo models); factory installed	+\$19	AX 1" extra foam for seat	+\$15
RS arm inserts, upholstered	+\$60	KS gang cover; optional for retractable gang, (n/a on tablet or thermo models)	+\$31	CA CAL 133 fire retardant process; upholstered models, COM does not apply	+\$44
RW arm inserts, wood	+\$74			OS tablet, oversized	+\$23
				JT tablet, jumbo	+\$57

bola conference



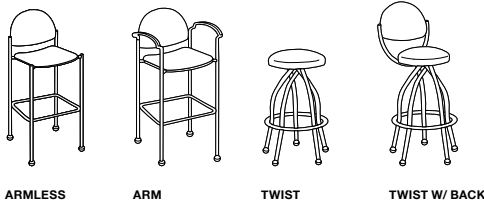
ARMLESS **ARM** **TABLET**

ow 21" (24" w/ arm) (25–27" w/ tablet) **oh** 34" (34–35" w/ tablet) **od** 23" (23–27" w/ tablet) **ah** 27" **sh** 18" **wt** 16 lb (18 lb w/ arm)
(23 lb w/ tablet) **stack** 4 floor/4 dolly (4 floor/4 dolly w/ flip-up tablet) **com** 1.1 yd

146

SPECIFICATIONS		
EXAMPLE: bola conference specification & pricing		
R44106 upholstered arm	\$595	
RS upholstered arm inserts	+ \$60	
grade 5 Momentum, Telegram, Rain	+ \$185	
P06 silver frame	+ \$0	
T12 warm gray glides	+ \$0	
total = \$840		
1: SELECT BOLA CONFERENCE prices shown are list (prices are for fabric grade 1 and COM; see "select seat & back finish" for additional fabric grades and prices)		
upholstered bola conference, fixed back, 4-leg, select model		
R44106 arm	\$595	
R44006 armless	\$517	
R44846 tablet, flip-up, right	\$699	
R44946 tablet, flip-up, left	\$699	
R44847 tablet, out-of-way, right	\$870	
R44947 tablet, out-of-way, left	\$870	
2: SELECT OPTIONS for all models, select as needed; add all option prices to chair model price		
SC casters, soft floor	+ \$38	
HC casters, hard floor	+ \$38	
RS arm inserts, upholstered	+ \$60	
RW arm inserts, wood	+ \$75	
KF glides, formal	+ \$0	
KR gang, retractable steel	+ \$38	
KS gang cover	+ \$31	
GR gang, steel clamp	+ \$24	
AX 1" extra foam for seat	+ \$15	
CA CAL 133 fire retardant process	+ \$44	
for tablet models, select as needed		
OS tablet, oversized	+ \$23	
JT tablet, jumbo	+ \$57	
3: SELECT SEAT & BACK FINISH for all models, indicate pattern and color		
SS same grade/same fabric	+ \$0	
SD same grade/different fabric	+ \$50	
DD different grade/different fabric*	+ \$50	
price at grade 6 fabric regardless of grade specified		
COM/fabric grade 1	+ \$0	
fabric grade 2	+ \$46	
fabric grade 3	+ \$93	
fabric grade 4	+ \$139	
fabric grade 5	+ \$185	
fabric grade 6	+ \$232	
4: SELECT FRAME FINISH for all models, select metal		
P06 silver		
P07 white		
P09 charcoal		
P10 black		
P11 alloy		
P54 mirror	\$50	
5: SELECT GLIDE COLOR COMBINATION		
SAME same color all 4 glides	+ \$0	
MULT mixed colors on 4 glides	+ \$50	
6: SELECT GLIDE FINISH LEG 1 select color		
T11 swan		
T12 raven		
T13 blue heron		
T14 jay		
T15 falcon		
T16 dove		
T17 woodpecker red		
T18 purple martin		
T19 peacock		
T20 macaw blue		
T21 goldfinch		
T22 parakeet		
T23 oriole		
T24 cardinal		
T25 flamingo		
7: SELECT GLIDE FINISH LEG 2 select color; see "LEG 1 finish" for colors		
8: SELECT GLIDE FINISH LEG 3 select color; see "LEG 1 finish" for colors		
9: SELECT GLIDE FINISH LEG 4 select color; see "LEG 1 finish" for colors		
10: SELECT ARM INSERT for upholstered models with arms, select color (see "select glide finish" for colors) if upholstered arm insert option has been specified, indicate pattern and color if wood arm insert option has been specified, indicate wood color		
BJ maple		
BK sand		
BB beech		
BM cherry		
BN mahogany		
BO walnut		
BP althracite		
BQ wenge		
BI opaque white		
11: SELECT TABLET LAMINATE for tablet models, select laminate		
LAS black		
LBT dover white		
LDM pearl		
LB4 folkstone		
LDQ platinum		
LCB earth		
LDA citadel		
LCD graphite		
12: SELECT TABLET EDGE for tablet models, select vinyl edge		
V37 black		
V35 graphite		
V36 citadel		
V39 earth		
13: SELECT DOLLY dollies may also be ordered separately		
R00003 2-wheel dolly	\$370	
R00005 4-wheel dolly	\$345	

OPTIONS		
SC casters, soft floor (n/a on tablet models), stacking not recommended	+ \$38	
HC casters, hard floor (n/a on tablet models), stacking not recommended	+ \$38	
RS arm inserts, upholstered	+ \$60	
RW arm inserts, wood	+ \$75	
KF glides, formal	+ \$0	
KR gang; retractable steel (n/a on tablet or thermo models), factory installed	+ \$38	
KS gang cover; optional for retractable gang, (n/a on tablet or thermo models)	+ \$31	
GR gang; steel clamp	+ \$24	
AX 1" extra foam for seat; stacking disclaimed	+ \$15	
CA CAL 133 fire retardant process; upholstered models, COM does not apply	+ \$44	
OS tablet, oversized	+ \$23	
JT tablet, jumbo	+ \$57	



OW 21" (24" w/ arm) **OH** 43", 40", 37" **OD** 24" **AH** 39", 36", 33" **SH** 29", 26", 23" **WT** 19 lb (21 lb w/ arm), 18 lb (20 lb w/ arm), 17 lb (19 lb w/ arm)
UPHOLSTERED: SH +1" WT +4 lb SEAT TO FOOT RUNG 18" COM 1 yd OD +0.5"

SPECIFICATIONS																																																																																																																																												
<p>EXAMPLE: bola stools specification & pricing</p> <table border="0"> <tr> <td>R44633 thermo 29" armless</td> <td>\$643</td> <td></td> </tr> <tr> <td>KF formal glides</td> <td>+\$0</td> <td></td> </tr> <tr> <td>T11 swan seat and back</td> <td>+\$0</td> <td></td> </tr> <tr> <td>P09 charcoal frame</td> <td>+\$0</td> <td></td> </tr> <tr> <td>P09 charcoal glides</td> <td>+\$0</td> <td></td> </tr> <tr> <td>total =</td> <td>\$643</td> <td></td> </tr> </table>			R44633 thermo 29" armless	\$643		KF formal glides	+\$0		T11 swan seat and back	+\$0		P09 charcoal frame	+\$0		P09 charcoal glides	+\$0		total =	\$643																																																																																																																									
R44633 thermo 29" armless	\$643																																																																																																																																											
KF formal glides	+\$0																																																																																																																																											
T11 swan seat and back	+\$0																																																																																																																																											
P09 charcoal frame	+\$0																																																																																																																																											
P09 charcoal glides	+\$0																																																																																																																																											
total =	\$643																																																																																																																																											
<p><input type="checkbox"/> 1: SELECT BOLA STOOLS prices shown are list (prices are for fabric grade 1 and COM; see "select seat & back finish" for additional fabric grades and prices)</p> <p>thermoplastic bola, 4-leg stool, select model</p> <table border="0"> <tr><td>R44733 arm, 29"</td><td>\$718</td></tr> <tr><td>R44723 arm, 26"</td><td>\$718</td></tr> <tr><td>R44713 arm, 23"</td><td>\$718</td></tr> <tr><td>R44633 armless, 29"</td><td>\$643</td></tr> <tr><td>R44623 armless, 26"</td><td>\$643</td></tr> <tr><td>R44613 armless, 23"</td><td>\$643</td></tr> </table> <p>upholstered bola, 4-leg stool, select model</p> <table border="0"> <tr><td>R44730 arm, 30"</td><td>\$840</td></tr> <tr><td>R44720 arm, 27"</td><td>\$840</td></tr> <tr><td>R44710 arm, 24"</td><td>\$840</td></tr> <tr><td>R44630 armless, 30"</td><td>\$765</td></tr> <tr><td>R44620 armless, 27"</td><td>\$765</td></tr> <tr><td>R44610 armless, 24"</td><td>\$765</td></tr> </table> <p>wood bola, 4-leg stool, select model</p> <table border="0"> <tr><td>R44732 arm, 29"</td><td>\$915</td></tr> <tr><td>R44722 arm, 26"</td><td>\$915</td></tr> <tr><td>R44712 arm, 23"</td><td>\$915</td></tr> <tr><td>R44632 armless, 29"</td><td>\$837</td></tr> <tr><td>R44622 armless, 26"</td><td>\$837</td></tr> <tr><td>R44612 armless, 23"</td><td>\$837</td></tr> </table> <p>upholstered bola, twist stool, select model</p> <table border="0"> <tr><td>R44831 w/ back, 31"</td><td>\$610</td></tr> <tr><td>R44821 w/ back, 27"</td><td>\$610</td></tr> <tr><td>R44818 w/ back, 18"</td><td>\$610</td></tr> <tr><td>R44811 backless, 31"</td><td>\$395</td></tr> <tr><td>R44801 backless, 27"</td><td>\$395</td></tr> <tr><td>R44808 backless, 18"</td><td>\$395</td></tr> </table>	R44733 arm, 29"	\$718	R44723 arm, 26"	\$718	R44713 arm, 23"	\$718	R44633 armless, 29"	\$643	R44623 armless, 26"	\$643	R44613 armless, 23"	\$643	R44730 arm, 30"	\$840	R44720 arm, 27"	\$840	R44710 arm, 24"	\$840	R44630 armless, 30"	\$765	R44620 armless, 27"	\$765	R44610 armless, 24"	\$765	R44732 arm, 29"	\$915	R44722 arm, 26"	\$915	R44712 arm, 23"	\$915	R44632 armless, 29"	\$837	R44622 armless, 26"	\$837	R44612 armless, 23"	\$837	R44831 w/ back, 31"	\$610	R44821 w/ back, 27"	\$610	R44818 w/ back, 18"	\$610	R44811 backless, 31"	\$395	R44801 backless, 27"	\$395	R44808 backless, 18"	\$395	<p><input type="checkbox"/> 2: SELECT OPTIONS for all models, select as needed; add all option prices to chair model price</p> <table border="0"> <tr><td>RS arm inserts, upholstered</td><td>+\$60</td></tr> <tr><td>RW arm inserts, wood</td><td>+\$75</td></tr> <tr><td>KF glides, formal</td><td>+\$0</td></tr> </table> <p>for upholstered models, select as needed</p> <table border="0"> <tr><td>AX 1" extra foam for seat</td><td>+\$15</td></tr> <tr><td>CA CAL 133 fire retardant process</td><td>+\$44</td></tr> </table> <p><input type="checkbox"/> 3: SELECT SEAT & BACK FINISH for thermoplastic models, select color</p> <table border="0"> <tr><td>T11 swan</td><td></td></tr> <tr><td>T12 raven</td><td></td></tr> <tr><td>T13 blue heron</td><td></td></tr> <tr><td>T14 jay</td><td></td></tr> <tr><td>T15 falcon</td><td></td></tr> <tr><td>T16 dove</td><td></td></tr> <tr><td>T17 woodpecker red</td><td></td></tr> <tr><td>T18 purple martin</td><td></td></tr> <tr><td>T19 peacock</td><td></td></tr> <tr><td>T20 macaw blue</td><td></td></tr> <tr><td>T21 goldfinch</td><td></td></tr> <tr><td>T22 parakeet</td><td></td></tr> <tr><td>T23 oriole</td><td></td></tr> <tr><td>T24 cardinal</td><td></td></tr> <tr><td>T25 flamingo</td><td></td></tr> </table> <p>for all models, indicate pattern and color</p> <table border="0"> <tr><td>SS same grade/same fabric</td><td>+\$0</td></tr> <tr><td>SD same grade/different fabric</td><td>+\$50</td></tr> <tr><td>DD different grade/different fabric*</td><td>+\$50</td></tr> </table> <p>price at grade 6 fabric regardless of grade specified</p> <table border="0"> <tr><td>COM/fabric grade 1</td><td>+\$0</td></tr> <tr><td>fabric grade 2</td><td>+\$46</td></tr> <tr><td>fabric grade 3</td><td>+\$93</td></tr> <tr><td>fabric grade 4</td><td>+\$139</td></tr> <tr><td>fabric grade 5</td><td>+\$185</td></tr> <tr><td>fabric grade 6</td><td>+\$232</td></tr> </table> <table border="0"> <tr><td>BJ maple</td><td></td></tr> <tr><td>BK sand</td><td></td></tr> <tr><td>BB beech</td><td></td></tr> <tr><td>BM cherry</td><td></td></tr> <tr><td>BN mahogany</td><td></td></tr> <tr><td>BO walnut</td><td></td></tr> <tr><td>BP althracite</td><td></td></tr> <tr><td>BQ wenge</td><td></td></tr> <tr><td>BI opaque white</td><td></td></tr> </table>	RS arm inserts, upholstered	+\$60	RW arm inserts, wood	+\$75	KF glides, formal	+\$0	AX 1" extra foam for seat	+\$15	CA CAL 133 fire retardant process	+\$44	T11 swan		T12 raven		T13 blue heron		T14 jay		T15 falcon		T16 dove		T17 woodpecker red		T18 purple martin		T19 peacock		T20 macaw blue		T21 goldfinch		T22 parakeet		T23 oriole		T24 cardinal		T25 flamingo		SS same grade/same fabric	+\$0	SD same grade/different fabric	+\$50	DD different grade/different fabric*	+\$50	COM/fabric grade 1	+\$0	fabric grade 2	+\$46	fabric grade 3	+\$93	fabric grade 4	+\$139	fabric grade 5	+\$185	fabric grade 6	+\$232	BJ maple		BK sand		BB beech		BM cherry		BN mahogany		BO walnut		BP althracite		BQ wenge		BI opaque white		<p><input type="checkbox"/> 4: SELECT FRAME FINISH for all models, select metal</p> <table border="0"> <tr><td>P06 silver</td><td></td></tr> <tr><td>P07 white</td><td></td></tr> <tr><td>P09 charcoal</td><td></td></tr> <tr><td>P10 black</td><td></td></tr> <tr><td>P11 alloy</td><td></td></tr> </table> <p><input type="checkbox"/> 5: SELECT GLIDE COLOR COMBINATION</p> <table border="0"> <tr><td>SAME same color all 4 glides</td><td>+\$0</td></tr> <tr><td>MULT mixed colors on 4 glides</td><td>+\$25</td></tr> </table> <p><input type="checkbox"/> 6: SELECT GLIDE FINISH LEG 1 select color; see "seat & back finish" for colors</p> <p><input type="checkbox"/> 7: SELECT GLIDE FINISH LEG 2 select color; see "seat & back finish" for colors</p> <p><input type="checkbox"/> 8: SELECT GLIDE FINISH LEG 3 select color; see "seat & back finish" for colors</p> <p><input type="checkbox"/> 9: SELECT GLIDE FINISH LEG 4 select color; see "seat & back finish" for colors</p> <p><input type="checkbox"/> 10: SELECT ARM INSERT for thermoplastic models with arms, see "seat & back finish" for colors</p> <p>for upholstered and wood models with arms, select color (see "seat & back finish" for colors)</p> <p>if upholstered arm insert option has been specified, indicate pattern and color</p> <p>if wood arm insert option has been specified, select wood color (see "select seat & back finish" for colors)</p>	P06 silver		P07 white		P09 charcoal		P10 black		P11 alloy		SAME same color all 4 glides	+\$0	MULT mixed colors on 4 glides	+\$25
R44733 arm, 29"	\$718																																																																																																																																											
R44723 arm, 26"	\$718																																																																																																																																											
R44713 arm, 23"	\$718																																																																																																																																											
R44633 armless, 29"	\$643																																																																																																																																											
R44623 armless, 26"	\$643																																																																																																																																											
R44613 armless, 23"	\$643																																																																																																																																											
R44730 arm, 30"	\$840																																																																																																																																											
R44720 arm, 27"	\$840																																																																																																																																											
R44710 arm, 24"	\$840																																																																																																																																											
R44630 armless, 30"	\$765																																																																																																																																											
R44620 armless, 27"	\$765																																																																																																																																											
R44610 armless, 24"	\$765																																																																																																																																											
R44732 arm, 29"	\$915																																																																																																																																											
R44722 arm, 26"	\$915																																																																																																																																											
R44712 arm, 23"	\$915																																																																																																																																											
R44632 armless, 29"	\$837																																																																																																																																											
R44622 armless, 26"	\$837																																																																																																																																											
R44612 armless, 23"	\$837																																																																																																																																											
R44831 w/ back, 31"	\$610																																																																																																																																											
R44821 w/ back, 27"	\$610																																																																																																																																											
R44818 w/ back, 18"	\$610																																																																																																																																											
R44811 backless, 31"	\$395																																																																																																																																											
R44801 backless, 27"	\$395																																																																																																																																											
R44808 backless, 18"	\$395																																																																																																																																											
RS arm inserts, upholstered	+\$60																																																																																																																																											
RW arm inserts, wood	+\$75																																																																																																																																											
KF glides, formal	+\$0																																																																																																																																											
AX 1" extra foam for seat	+\$15																																																																																																																																											
CA CAL 133 fire retardant process	+\$44																																																																																																																																											
T11 swan																																																																																																																																												
T12 raven																																																																																																																																												
T13 blue heron																																																																																																																																												
T14 jay																																																																																																																																												
T15 falcon																																																																																																																																												
T16 dove																																																																																																																																												
T17 woodpecker red																																																																																																																																												
T18 purple martin																																																																																																																																												
T19 peacock																																																																																																																																												
T20 macaw blue																																																																																																																																												
T21 goldfinch																																																																																																																																												
T22 parakeet																																																																																																																																												
T23 oriole																																																																																																																																												
T24 cardinal																																																																																																																																												
T25 flamingo																																																																																																																																												
SS same grade/same fabric	+\$0																																																																																																																																											
SD same grade/different fabric	+\$50																																																																																																																																											
DD different grade/different fabric*	+\$50																																																																																																																																											
COM/fabric grade 1	+\$0																																																																																																																																											
fabric grade 2	+\$46																																																																																																																																											
fabric grade 3	+\$93																																																																																																																																											
fabric grade 4	+\$139																																																																																																																																											
fabric grade 5	+\$185																																																																																																																																											
fabric grade 6	+\$232																																																																																																																																											
BJ maple																																																																																																																																												
BK sand																																																																																																																																												
BB beech																																																																																																																																												
BM cherry																																																																																																																																												
BN mahogany																																																																																																																																												
BO walnut																																																																																																																																												
BP althracite																																																																																																																																												
BQ wenge																																																																																																																																												
BI opaque white																																																																																																																																												
P06 silver																																																																																																																																												
P07 white																																																																																																																																												
P09 charcoal																																																																																																																																												
P10 black																																																																																																																																												
P11 alloy																																																																																																																																												
SAME same color all 4 glides	+\$0																																																																																																																																											
MULT mixed colors on 4 glides	+\$25																																																																																																																																											
<p>OPTIONS</p> <table border="0"> <tr> <td>RS arm inserts, upholstered</td> <td>+\$60</td> <td>AX 1" extra foam for seat</td> <td>+\$15</td> <td>CA CAL 133 fire retardant process; + \$44</td> </tr> <tr> <td>RW arm inserts, wood</td> <td>+\$75</td> <td>(not available on twist stools)</td> <td></td> <td>upholstered models,</td> </tr> <tr> <td>KF glides; formal, n/a on twist stools</td> <td>+\$0</td> <td></td> <td></td> <td>COM does not apply</td> </tr> </table>			RS arm inserts, upholstered	+\$60	AX 1" extra foam for seat	+\$15	CA CAL 133 fire retardant process; + \$44	RW arm inserts, wood	+\$75	(not available on twist stools)		upholstered models,	KF glides; formal, n/a on twist stools	+\$0			COM does not apply																																																																																																																											
RS arm inserts, upholstered	+\$60	AX 1" extra foam for seat	+\$15	CA CAL 133 fire retardant process; + \$44																																																																																																																																								
RW arm inserts, wood	+\$75	(not available on twist stools)		upholstered models,																																																																																																																																								
KF glides; formal, n/a on twist stools	+\$0			COM does not apply																																																																																																																																								



bola™ wood

148

arm and armless chairs in fixed back; fixed back tablet chairs also available

DESIGN

by Ron Kemnitzer

STANDARDS

Meets or exceeds ANSI/BIFMA X5.1 durability and safety standards.

CONSTRUCTION

WOOD SEAT & BACK: Seat: 1/2" thick 7-ply contoured European beech. Back: 1/2" thick 7-ply contoured European beech.

FRAME: 1" x 16 gauge steel tube.

ARM: Chairs specified with mirror will have charcoal arms with specified inserts.

GLIDES: Molded nylon formal glides.

END CAPS: Molded nylon; color will coordinate with frame finish

TABLETS: 1" diameter, 12 gauge tubular steel frame. Three-ply construction with high-pressure laminate top surface, 5/8" thick high-density particle board core with moisture-resistant backing and 3/4" bumper-T edge molding. Tablet surface available in eight colors with four edge finishes. Standard tablet surface is 10" x 14"; optional oversize surface available.

STACKING

WOOD: 4 floor/4 dolly (4 floor/4 dolly w/ arms) (4 floor/4 dolly w/ tablet)

2-WHEEL DOLLY (USED TO MOVE STACK)

R00003

OW 25" OD 10" OH 51" WT 30 lb

CONSTRUCTION: steel; ball bearing wheels; black epoxy

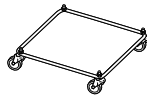


4-WHEEL DOLLY

R00005

OW 26" OD 28" OH 5.5" WT 31 lb

CONSTRUCTION: steel; swivel casters; black epoxy





ARMLESS **ARM** **TABLET**

OW 21" (24" w/ arm) (25–27" w/ tablet) **OH** 31" (31–35" w/ tablet) **OD** 22" (22–27" w/ tablet) **AH** 27" **SH** 17" **WT** 12 lb (14 w/ arm) (20 w/ tablet)
STACK 4 floor /4dolly (0 w/ tablet)

SPECIFICATIONS

EXAMPLE:

bola wood specification & pricing

R44002 wood armless	\$511
BJ maple seat and back	+\$0
P06 silver frame	+\$0
T15 falcon glide	+\$0
BJ maple arm inserts	+\$0
total =	\$511

1: SELECT BOLA 4-LEG

prices shown are list

wood bola, fixed back, 4-leg, select model

R44102 arm	\$589
R44002 armless	\$511
R44842 tablet, flip-up, right	\$684
R44842 tablet, flip-up, left	\$684
R44843 tablet, out-of-way, right	\$855
R44943 tablet, out-of-way, left	\$855

2: SELECT OPTIONS

for all models, select as needed; add all option prices to chair model price

RW arm inserts, wood	+\$75
KR gang, retractable steel	+\$19
KS gang cover	+\$31
GR gang, steel clamp	+\$25

for tablet models, select as needed

OS tablet, oversized	+\$23
----------------------	-------

3: SELECT SEAT & BACK FINISH

for all models, select color

BJ	maple
BK	sand
BB	beech
BM	cherry
BN	mahogany
BO	walnut
BP	althracite
BQ	wenge
BI	opaque white

4: SELECT FRAME FINISH

for all models, select metal

P06	silver	
P07	white	
P09	charcoal	
P10	black	
P11	alloy	
P54	mirror	\$50

5: SELECT GLIDE COLOR COMBINATION

SAME	same color all 4 glides	+\$0
MULT	mixed colors on 4 glides	+\$25

6: SELECT GLIDE FINISH LEG 1

select color

T11	swan
T12	raven
T13	blue heron
T14	jay
T15	falcon
T16	dove
T17	woodpecker red
T18	purple martin
T19	peacock
T20	macaw blue
T21	goldfinch
T22	parakeet
T23	oriole
T24	cardinal
T25	flamingo

7: SELECT GLIDE FINISH LEG 2

select color; see "LEG 1 finish" for colors

8: SELECT GLIDE FINISH LEG 3

select color; see "LEG 1 finish" for colors

9: SELECT GLIDE FINISH LEG 4

select color; see "LEG 1 finish" for colors

10: SELECT ARM INSERT

for upholstered models with arms, select color (see "seat & back finish" for colors)

if upholstered arm insert option has been specified, indicate pattern and color

if wood arm insert option has been specified, indicate wood color

BJ	maple
BK	sand
BB	beech
BM	cherry
BN	mahogany
BO	walnut
BP	althracite
BQ	wenge
BI	opaque white

11: SELECT TABLET LAMINATE

for tablet models, select laminate

LAS	black
LBT	dover white
LDM	pearl
LB4	folkstone
LDQ	platinum
LCB	earth
LDA	citadel
LCD	graphite

12: SELECT TABLET EDGE

for tablet models, select vinyl edge

V37	black
V35	graphite
V36	citadel
V39	earth

13: SELECT DOLLY

dollies may also be ordered separately

R000032-wheel dolly	\$370
R000054-wheel dolly	\$345

OPTIONS

RW	arm inserts, wood	+\$75	KS	gang cover; optional for retractable gang, (n/a on tablet models)	+\$31	OS	tablet, oversized	+\$23
KR	gang; retractable steel (n/a on tablet models); factory installed	+\$19	GR	gang; steel clamp (n/a on tablet models)	+\$25			



bola™ for children

150

kid friendly chairs available in three heights

DESIGN

by Ron Kemnitzer

STANDARDS

Meets or exceeds ANSI/BIFMA X5.1 durability and safety standards. Fully Upholstered Bola® chairs can pass CAL. 133 fire standards with "CA" option.

CONSTRUCTION

THERMOPLASTIC SEAT & BACK: Textured thermoplastic

UPHOLSTERED SEAT & BACK: Seat: 1-1/2" urethane foam over 1/2" contoured molded plywood seat.

Back: 3/4" urethane foam over 1/2" contoured molded plywood back. 1/4" urethane foam on back cover.

FRAME: 1" diameter x 16 gauge steel tubing

GLIDES: Molded nylon ball or formal glides

END CAPS: Molded nylon; color will coordinate with frame finish

STACKING

THERMOPLASTIC: 4 floor

UPHOLSTERED: 4 floor

RECOMMENDATIONS:

BABY BOLA: 1-3 years old

JUNIOR BOLA: 3-6 years old

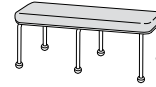
TEEN BOLA: 6-12 years old



BABY JUNIOR TEEN

BOLA FOR CHILDREN

OW 20.5", 18", 18" **OD** 20.5", 19", 19" **OH** 28.5", 24", 21" **SH** 15", 13", 10"
WT 11 lb, 9 lb, 8.5 lb **UPHOLSTERED: SH** +0.5" **WT** +2 lb, +3 lb for teen **COM** 1 yd, 0.75 yd, 0.75 yd



BENCH

OW 48" **OD** 18" **OH** 18" **SH** 18"
WT 45 lb **COM** 1.2 yd

SPECIFICATIONS

EXAMPLE:
bola for children specification & pricing

R45013 thermo junior	\$252
T14 jay seat and back	+\$0
P06 silver frame	+\$0
T15 falcon glides	+\$0
total =	\$252

1: SELECT BOLA FOR CHILDREN
prices shown are list (prices are for fabric grade 1 and COM; see "select seat & back finish" for additional fabric grades and prices)

thermoplastic bola for children, select model

R45011 baby	\$238
R45013 junior	\$252
R45015 teen	\$276

upholstered bola for children, select model

R45002 baby	\$344
R45001 junior	\$376
R45005 teen	\$408
R45990 bench	\$623

2: SELECT OPTIONS
for all models, select as needed; add all option prices to chair model price

KF glides, formal	+\$0
-------------------	------

for upholstered models, select as needed

AX 1" extra foam for seat (not available on bench)	+\$15
CA CAL 133 fire retardant process; seating	+\$44
CA CAL 133 fire retardant process; bench	+\$91

3: SELECT SEAT & BACK FINISH
for thermoplastic models, select color

T11	swan
T12	raven
T13	blue heron
T14	jay
T15	falcon
T16	dove
T17	woodpecker red
T18	purple martin
T19	peacock
T20	macaw blue
T21	goldfinch
T22	parakeet
T23	oriole
T24	cardinal
T25	flamingo

for all models, indicate pattern and color

SS same grade/same fabric	+\$0
SD same grade/different fabric	+\$50
DD different grade/different fabric* price at grade 6 fabric regardless of grade specified	+\$50

COM/fabric grade 1	+\$0
fabric grade 2	+\$46
fabric grade 3	+\$93
fabric grade 4	+\$139
fabric grade 5	+\$185
fabric grade 6	+\$232

4: SELECT FRAME FINISH
for all models, select metal

P06	silver
P07	white
P09	charcoal
P10	black
P11	alloy
P54	mirror

\$50

5: SELECT GLIDE COLOR COMBINATION

SAME same color all 4 glides	+\$0
MULT mixed colors on 4 glides	+\$25

6: SELECT GLIDE FINISH LEG 1
select color

T11	swan
T12	raven
T13	blue heron
T14	jay
T15	falcon
T16	dove
T17	woodpecker red
T18	purple martin
T19	peacock
T20	macaw blue
T21	goldfinch
T22	parakeet
T23	oriole
T24	cardinal
T25	flamingo

7: SELECT GLIDE FINISH LEG 2
select color; see "LEG 1 finish" for colors

8: SELECT GLIDE FINISH LEG 3
select color; see "LEG 1 finish" for colors

9: SELECT GLIDE FINISH LEG 4
select color; see "LEG 1 finish" for colors

OPTIONS

KF glides, formal	+\$0	CA CAL 133 fire retardant process; seating	+\$44
AX 1" extra foam for seat; stacking disclaimed (not available on bench)	+\$15	CA CAL 133 fire retardant process; bench	+\$91
		COM does not apply	

152

bola™ modular table

corner, intermediate and end tables for integrated groupings

DESIGN

by Ron Kemnitzer

STANDARDS

Meets or exceeds ANSI/BIFMA X5.5 durability and safety standards.

CONSTRUCTION

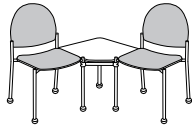
LAMINATE TABLE TOP: 1-1/4" balanced construction of 1/16" laminate. 1-1/8" high-density particle board. Backer sheet sealed completely on six sides

EDGES: 1-1/4" straight T-mold edge.

LEGS: 1" x 14 gauge steel tube.

GLIDES: Molded nylon ball or frame

BRACKET: Two piece, spring-loaded sliding support bracket. All steel construction.



CORNER TABLE

CORNER TABLE W/ LEGS: OW 26" OD 26" OH 18" WT 31 lb **INTERMEDIATE TABLE:** OW 24" OD 20" OH 18" WT 21 lb
END TABLE W/ LEGS: OW 24" OD 20" OH 18" WT 35 lb

SPECIFICATIONS		
EXAMPLE: bola modular tables specification & pricing		
R44995 right end table	\$736	
P06 silver frame	+\$0	
LAS black laminate	+\$0	
V37 black edge	+\$0	
T15 falcon glides	+\$0	
	total = \$736	
1: SELECT BOLA MODULAR TABLES prices shown are list		
bola modular tables, select model		
R44993 corner table w/ leg	\$698	
R44994 intermediate table	\$583	
R44995 right end table w/ leg	\$736	
R44996 left end table w/ leg	\$736	
2: SELECT OPTIONS for all models, select as needed; add option prices to chair model price		
KF glides, formal		+\$0
3: SELECT FRAME FINISH for all models, select metal; (will match chair frame finish unless specified)		
P06 silver		
P07 white		
P09 charcoal		
P10 black		
P11 alloy		
4: SELECT SURFACE FINISH for all models, select color		
core solids:		
LAS	black	
LBT	dober white	
LDM	pearl	
LB4	folkstone	
LQ	platinum	
LCB	earth	
LDA	citadel	
LCD	graphite	
classic wood grains:		
LTS	fusion maple	
LSV	monticello maple	
LS2	huntington maple	
LXW	wild cherry	
LS4	versailles anigre	
LTW	empire mahogany	
LVK	montana walnut	
LT6	hemlock	
classic patterns:		
LRC	pewter mesh	
LRP	grey mesh	
LPD	platinum drops	
LWH	white drops	
LNT	neutral twill	
LSR	sarum twill	
evolving (woodgrains/markerboard):		
LCC	smokey brown pear	
LZ7	white ash	
LZ8	weathered ash	
LZ9	natural ash	
LCH	cherry riftwood	
5: SELECT EDGE for all solid or other laminate table models, select vinyl straight-T color		
V37	black	
V35	graphite	
V36	citadel	
V39	earth	
5: SELECT GLIDE COLOR COMBINATION		
SAME	same color all 4 glides	+\$0
MULT	mixed colors on 4 glides	+\$25
6: SELECT GLIDE FINISH LEG 1 select color		
T11	swan	
T12	raven	
T13	blue heron	
T14	jay	
T15	falcon	
T16	dove	
T17	woodpecker red	
T18	purple martin	
T19	peacock	
T20	macaw blue	
T21	goldfinch	
T22	parakeet	
T23	oriole	
T24	cardinal	
T25	flamingo	
7: SELECT GLIDE FINISH LEG 2 select color; see "LEG 1 finish" for colors		
8: SELECT GLIDE FINISH LEG 3 select color; see "LEG 1 finish" for colors		
9: SELECT GLIDE FINISH LEG 4 select color; see "LEG 1 finish" for colors		

OPTIONS		
KF	glides; formal	+\$0



fixtures emotion™

154

arm, armless and tablet chairs with flexing back

DESIGN

by FM Design

STANDARDS

Meets or exceeds ANSI/BIFMA X5.1 durability and safety standards.

CONSTRUCTION

THERMOPLASTIC SEAT & BACK: Textured thermoplastic

UPHOLSTERED SEAT & BACK: 1/2" poly foam cushion over 1/8" polypropylene.

FRAME: 1/2" diameter solid steel rod.

ARMS: Injection molded glass reinforced nylon with textured exposed surfaces. Arm caps will match seat and back finish.

GLIDES: Optional snap-on clear plastic.

TABLETS: 5/8" diameter solid steel rod with 1/2" diameter solid steel rod support. Three-ply construction with high-pressure laminate top surface, 5/8" thick high-density particle board core, with moisture-resistant bottom backing and 3/4" bumper T-edge molding. Tablet surface available in eight colors with four edge finishes. Standard tablet surface is 13" x 19½"; optional oversized and jumbo surfaces available.

STACKING

THERMOPLASTIC: 10 floor/20 dolly (10 floor/20 dolly w/ arm) (0 w/ tablet)

CONTOURED PAD: 7 floor/7 dolly (7 floor/7 dolly w/ arm) (0 w/ tablet)

4-WHEEL DOLLY

R00067

OW 23" OD 36" OH 18" WT 30 lb



CONSTRUCTION: Steel; two swivel casters and two fixed casters; black epoxy



ARMLESS ARM TABLET

OW 22" (23" w/ arm) (26-27" w/ tablet) OH 32.5" (32.5-37" w/ tablet) OD 23" (30" w/ tablet) AH 26" SH 18" WT 16 lb (19 lb w/ arm) (27 lb w/ tablet) STACK 10 floor/20 dolly (0 w/ tablet) UPHOLSTERED: SH +0.5" WT +3 lb STACK 7 floor/7 dolly (0 w/ tablet) COM 1 yd

SPECIFICATIONS		
EXAMPLE: emotion specification & pricing		
R67003 thermo armless	\$252	
T11 swan seat and back	+\$0	
P10 black frame	+\$0	
	total = \$252	
1: SELECT EMOTION prices shown are list (prices are for fabric grade 1 and COM; see "select seat & back finish" for additional fabric grades and prices)		
thermoplastic emotion, select model		
R67103 arm	\$331	
R67003 armless	\$252	
R67846 tablet, flip-up, right	\$573	
R67946 tablet, flip-up, left	\$573	
upholstered emotion, select model		
R67100 arm	\$489	
R67000 armless	\$412	
R67840 tablet, flip-up, right	\$736	
R67940 tablet, flip-up, left	\$736	
upholstered seat w/ thermo back emotion, select model		
R67130 arm	\$441	
R67030 armless	\$362	
R67830 tablet, flip-up, right	\$636	
R67930 tablet, flip-up, left	\$636	
2: SELECT OPTIONS for all models, select as needed; add all option prices to chair model price		
CC glides, clear plastic	+\$15	
FG glides, felt	+\$26	
SM gang, black plastic	+\$6	
for tablet models		
OS tablet, oversized	+\$23	
JT tablet, jumbo	+\$57	
EB bookrack	+\$112	
3: SELECT SHELL FINISH for all models, select color		
T11 swan		
T12 raven		
T13 blue heron		
T14 jay		
T15 falcon		
T16 dove		
T17 woodpecker red		
T18 purple martin		
T19 peacock		
T20 macaw blue		
T21 goldfinch		
T22 parakeet		
T23 oriole		
T24 cardinal		
T25 flamingo		
for upholstered models, indicate pattern and color (see upholstery cards for specifications); add fabric grade price to chair model price		
upholstered seat w/ thermo back models		
COM/fabric grade 1	+\$0	
fabric grade 2	+\$46	
fabric grade 3	+\$93	
fabric grade 4	+\$139	
fabric grade 5	+\$185	
fabric grade 6	+\$232	
upholstered models		
COM/fabric grade 1	+\$0	
fabric grade 2	+\$46	
fabric grade 3	+\$93	
fabric grade 4	+\$139	
fabric grade 5	+\$185	
fabric grade 6	+\$232	
4: SELECT FRAME FINISH for all models, select metal		
P06 silver		
P07 white		
P09 charcoal		
P10 black		
P11 alloy		
P54 mirror	+\$50	
5: SELECT TABLET FINISH for tablet models, select laminate		
LAS black		
LBT dover white		
LDM pearl		
LB4 folkstone		
LQ platinum		
LCB earth		
LDA citadel		
LCD graphite		
6: SELECT DOLLY dollies may also be ordered separately		
R00067 4-wheel dolly	\$743	
8: SELECT TABLET EDGE for tablet models, select vinyl edge		
V37 black		
V35 graphite		
V36 citadel		
V39 earth		

OPTIONS		
CC glides; clear plastic	+\$15	
FG glides; felt	+\$26	
SM gang, side-to-side; removable black plastic	+\$6	
OS tablet, oversized	+\$23	
JT tablet, jumbo	+\$57	
EB bookrack (available on tablet models only)	+\$112	



encore™

156

armless chairs with optional leg gang

DESIGN

by Fixtures Furniture Design Group

STANDARDS

Meets or exceeds ANSI/BIFMA X5.1 durability and safety standards. Encore chairs can pass CAL 133 fire standards with "CA" option.

CONSTRUCTION

UPHOLSTERED SEAT & BACK: Upholstered 1" urethane foam on seat and 1/2" on back over curved plywood. 1/4" urethane foam on back of back.

FRAME: 3/4" x 14 gauge steel tube

GLIDES: Molded polycarbonate glide; Available in clear only

STACKING

UPHOLSTERED: 16 floor/16 dolly

2-WHEEL DOLLY

R00003

OW 25" OD 10" OH 51" WT 30 lb

CONSTRUCTION: steel; ball bearing wheels; black epoxy

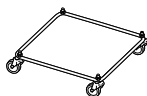


4-WHEEL DOLLY

R00005

OW 26" OD 28" OH 5.5" WT 31 lb

CONSTRUCTION: steel; swivel casters; black epoxy





ARMLESS

UPHOLSTERED: OW 20" OH 33" OD 22" SH 18" WT 15 lb STACK 16 floor/16 dolly COM 0.8 yd

SPECIFICATIONS																									
<p>EXAMPLE: encore specification & pricing</p> <table border="0"> <tr> <td>R30000 armless leg gang</td> <td>\$375</td> </tr> <tr> <td>grade 1 Momentum, Origin, Gain</td> <td>+\$0</td> </tr> <tr> <td>P10 black frame</td> <td>+\$0</td> </tr> <tr> <td>total =</td> <td>\$375</td> </tr> </table>			R30000 armless leg gang	\$375	grade 1 Momentum, Origin, Gain	+\$0	P10 black frame	+\$0	total =	\$375															
R30000 armless leg gang	\$375																								
grade 1 Momentum, Origin, Gain	+\$0																								
P10 black frame	+\$0																								
total =	\$375																								
<p><input type="checkbox"/> 1: SELECT ENCORE prices shown are list (prices are for fabric grade 1 and COM; see "select seat & back finish" for additional fabric grades and prices)</p> <p>upholstered encore, select model</p> <table border="0"> <tr> <td>R30000 armless, leg gang</td> <td>\$375</td> </tr> <tr> <td>R30007 armless</td> <td>\$364</td> </tr> </table>	R30000 armless, leg gang	\$375	R30007 armless	\$364	<p><input type="checkbox"/> 2: SELECT OPTIONS for all models, select as needed; add all option prices to chair model price</p> <table border="0"> <tr> <td>AX</td> <td>1" extra foam for seat</td> <td>+\$15</td> </tr> <tr> <td>CA</td> <td>CAL 133 fire retardant process</td> <td>+\$44</td> </tr> </table>	AX	1" extra foam for seat	+\$15	CA	CAL 133 fire retardant process	+\$44	<p><input type="checkbox"/> 4: SELECT FRAME FINISH for all models, select metal</p> <table border="0"> <tr> <td>P06</td> <td>silver</td> </tr> <tr> <td>P07</td> <td>white</td> </tr> <tr> <td>\P09</td> <td>charcoal</td> </tr> <tr> <td>P10</td> <td>black</td> </tr> <tr> <td>P11</td> <td>alloy</td> </tr> <tr> <td>P54</td> <td>mirror</td> <td>+\$50</td> </tr> </table>	P06	silver	P07	white	\P09	charcoal	P10	black	P11	alloy	P54	mirror	+\$50
R30000 armless, leg gang	\$375																								
R30007 armless	\$364																								
AX	1" extra foam for seat	+\$15																							
CA	CAL 133 fire retardant process	+\$44																							
P06	silver																								
P07	white																								
\P09	charcoal																								
P10	black																								
P11	alloy																								
P54	mirror	+\$50																							
	<p><input type="checkbox"/> 3: SELECT SEAT & BACK FINISH for all models, indicate pattern and color (see upholstery cards for specifications); add fabric grade price to chair model price</p> <table border="0"> <tr> <td>COM/fabric grade 1</td> <td>+\$0</td> </tr> <tr> <td>fabric grade 2</td> <td>+\$46</td> </tr> <tr> <td>fabric grade 3</td> <td>+\$93</td> </tr> <tr> <td>fabric grade 4</td> <td>+\$139</td> </tr> <tr> <td>fabric grade 5</td> <td>+\$185</td> </tr> <tr> <td>fabric grade 6</td> <td>+\$232</td> </tr> </table>	COM/fabric grade 1	+\$0	fabric grade 2	+\$46	fabric grade 3	+\$93	fabric grade 4	+\$139	fabric grade 5	+\$185	fabric grade 6	+\$232	<p><input type="checkbox"/> 5: SELECT DOLLY dollies may also be ordered separately</p> <table border="0"> <tr> <td>R00003 2-wheel dolly</td> <td>\$370</td> </tr> <tr> <td>R00005 4-wheel dolly</td> <td>\$345</td> </tr> </table>	R00003 2-wheel dolly	\$370	R00005 4-wheel dolly	\$345							
COM/fabric grade 1	+\$0																								
fabric grade 2	+\$46																								
fabric grade 3	+\$93																								
fabric grade 4	+\$139																								
fabric grade 5	+\$185																								
fabric grade 6	+\$232																								
R00003 2-wheel dolly	\$370																								
R00005 4-wheel dolly	\$345																								

OPTIONS		
AX	1" extra foam for seat (stacking disclaimed)	+\$15
CA	CAL 133 fire retardant process; COM does not apply	+\$44



fetch™

158

arm, armless and tablet chairs with wire rod frame

DESIGN

by Push Product Design

STANDARDS

Meets or exceeds ANSI/BIFMA X5.1 durability and safety standards.

CONSTRUCTION

THERMOPLASTIC SHELL: Textured thermoplastic

UPHOLSTERED PAD: 3/4" polyfoam cushion over 3/16" thick polypropylene.

FRAME: 1/2" diameter solid steel rod.

ARMS: Injected molded, high-strength nylon over 1/2" solid welded rod. Arm caps will match shell finish

GLIDES: Optional snap-on clear plastic.

TABLETS: 5/8" diameter solid steel rod with 1/2" diameter solid steel rod support. Three-ply construction with high-pressure laminate top surface, 5/8" thick high-density particle board core, with moisture-resistant backing and 3/4" bumper T-edge molding. Tablet surface available in eight colors with four edge finishes. Standard tablet surface is 13" x 20"; optional oversized and jumbo surfaces available.

STACKING

THERMOPLASTIC: 12 floor/40 dolly (12 floor/40 dolly w/ arm) (0 w/ tablet)

UPHOLSTERED SEAT PAD: 8 floor/15 dolly (8 floor/15 dolly w/ arm) (0 w/ tablet)

4-WHEEL DOLLY

R00062

OW 20.5" OD 36" OH 19" WT 26 lb



DIMENSIONS WITH 40 THERMOPLASTIC ON DOLLY: OW 21" OD 42" OH 76"

CONSTRUCTION: Steel; two swivel casters and two fixed casters; black epoxy



ARMLESS **TABLET** **ARM**

OW 20" (24.5" w/ arm) (29" w/ tablet) **OH** 33" (33-36" w/ tablet) **OD** 24.5" (29.5" w/ tablet) **AH** 25.5" **SH** 17.5" **WT** 14.5 lb (16.5 lb w/ arm) (25 lb w/ tablet) **STACK** 12 floor/40 dolly (0 w/ tablet) **UPHOLSTERED: SH** +0.5" **WT** +2 lb **STACK** 8 floor/15 dolly (0 w/ tablet) **COM** 0.67 yd

SPECIFICATIONS			
EXAMPLE: fetch specification & pricing			
R62003 thermo armless	\$163		
T17 woodpecker red shell	+\$0		
P10 black frame	+\$0		
	total = \$163		
1: SELECT FETCH prices shown are list (prices are for fabric grade 1 and COM; see "select seat & back finish" for additional fabric grades and prices)			
thermoplastic fetch, select model			
R62103 arm	\$274		
R62003 armless	\$163		
R62446 tablet, flip-up, right	\$353		
R62546 tablet, flip-up, left	\$353		
upholstered seat fetch, select model			
R62100 arm	\$417		
R62000 armless	\$317		
R62840 tablet, flip-up, right	\$498		
R62940 tablet, flip-up, left	\$498		
2: SELECT OPTIONS for all models, select as needed; add all option prices to chair model price			
CC glides, clear plastic	+\$15		
SM gang, side-to-side	+\$6		
for tablet models			
FB bookrack	+\$107		
OS tablet, oversized	+\$23		
JT tablet, jumbo	+\$57		
3: SELECT SEAT & BACK FINISH for all models, select color			
T11 swan			
T12 raven			
T13 blue heron			
T14 jay			
T15 falcon			
T16 dove			
T17 woodpecker red			
T18 purple martin			
T19 peacock			
T20 macaw blue			
T21 goldfinch			
T22 parakeet			
T23 oriole			
T24 cardinal			
T25 flamingo			
for upholstered seat models, indicate pattern and color (see upholstery cards for specifications); add fabric grade price to chair model price			
COM/fabric grade 1	+\$0		
fabric grade 2	+\$46		
fabric grade 3	+\$93		
fabric grade 4	+\$139		
fabric grade 5	+\$185		
fabric grade 6	+\$232		
4: SELECT FRAME FINISH for all models, select metal			
P06 silver			
P07 white			
P09 charcoal			
P10 black			
P11 alloy			
P54 mirror		+\$50	
5: SELECT TABLET FINISH for tablet models, select laminate			
LAS black			
LBT dover white			
LDM pearl			
LB4 folkstone			
LDQ platinum			
LCB earth			
LDA citadel			
LCD graphite			
6: SELECT TABLET EDGE for tablet models, select vinyl edge			
V37 black			
V35 graphite			
V36 citadel			
V39 earth			
7: SELECT DOLLY dollies may also be ordered separately			
R00062 4-wheel dolly		\$704	

OPTIONS					
CC glides; clear plastic	+\$15	FB bookrack; available on tablet models only	+\$107	OS tablet, oversized	+\$23
SM gang; side-to-side; n/a on tablet models	+\$6			JT tablet, jumbo	+\$57



jazz™

160

arm and armless chairs available in standard or stool heights; tablet chairs also available

DESIGN

by FM Design

STANDARDS

Meets or exceeds ANSI/BIFMA X5.1 durability and safety standards.

CONSTRUCTION

THERMOPLASTIC SEAT & BACK: Textured thermoplastic

FRAME: 1/2" solid steel rod

ARMS: Injected molded thermoplastic over 1/2" solid welded rod. Arm caps will match seat and back finish.

GLIDES: Optional snap-on clear plastic

TABLETS: 5/8" diameter solid steel rod with 1/2" diameter solid steel rod support. Three ply construction with high-pressure laminate top surface. 5/8" thick high-density particle board core with moisture-resistant backing and 3/4" bumper-T edge molding. Tablet surface available in eight colors with four edge finishes. Standard tablet surface is 13" x 19½"; optional oversized and jumbo surfaces available. With the tablet in the upright position, the Jazz width is 27" and depth is 25.5". Each additional chair adds 2.5" to the overall footprint depth.

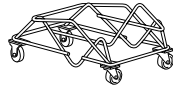
STACKING

THERMOPLASTIC: 10 floor/30 dolly (5 floor/20 dolly w/ arm) (3 floor/3 dolly w/ tablet)

4-WHEEL DOLLY

R00009

OW 21" OD 36" OH 19" WT 29 lb

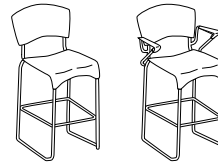


CONSTRUCTION: steel; 2 swivel casters and 2 fixed casters; black epoxy



ARMLESS **ARM** **TABLET**

OW 20" (23" w/ arm) (24-25" w/ tablet) **OH** 31.5" (31.5"-37" w/ tablet)
OD 22" (22-28" w/ tablet) **AH** 25.5" **SH** 18" **WT** 13 lb (16 w/ arm) (23 lb w/ tablet)
STACK 10 floor/30 dolly (5 floor/20 dolly w/ arm) (3 floor/3 dolly w/ tablet)



STOOL **ARM**

OW 20" (23" w/ arm) **OH** 44.5", 41.5" **OD** 22"
AH 37.5", 34.5" **SH** 30", 27" **WT** 20 lb (23 w/ arm),
 19 lb (22 w/ arm) **SEAT TO FOOT RUNG** 18"

SPECIFICATIONS			
EXAMPLE: jazz specification & pricing			
R24110 thermo arm		\$278	
T23 oriole seat and back		+\$0	
P10 black frame		+\$0	
		total = \$278	
1: SELECT JAZZ prices shown are list			
thermoplastic jazz, select model			
R24110 arm		\$278	
R24010 armless		\$212	
R24810 tablet, flip-up, right		\$370	
R24910 tablet, flip-up, left		\$370	
thermoplastic jazz, stool, select model			
R24708 arm, 30"		\$609	
R24706 arm, 27"		\$609	
R24608 armless, 30"		\$543	
R24606 armless, 27"		\$543	
2: SELECT OPTIONS for all models, select as needed; add all option prices to chair model price			
CC	glides, clear plastic		+\$15
AM	gang, arm-to-arm		+\$6
SM	gang, side-to-side		+\$31
for tablet models			
OS	tablet, oversized		+\$23
JT	tablet, jumbo		+\$57
3: SELECT SEAT & BACK FINISH for opaque thermoplastic models, select color			
T11	swan		
T12	raven		
T13	blue heron		
T14	jay		
T15	falcon		
T16	dove		
T17	woodpecker red		
T18	purple martin		
T19	peacock		
T20	macaw blue		
T21	goldfinch		
T22	parakeet		
T23	oriole		
T24	cardinal		
T25	flamingo		
4: SELECT FRAME FINISH for all models, select metal			
P06	silver		
P07	white		
P09	charcoal		
P10	black		
P11	alloy		
P54	mirror		
	sled models		+\$50
	stool models		+\$70
5: SELECT TABLET FINISH for tablet models, select laminate			
LAS	black		
LBT	dover white		
LDM	pearl		
LB4	folkstone		
LDQ	platinum		
LCB	earth		
LDA	citadel		
LCD	graphite		
6: SELECT TABLET EDGE for tablet models, select vinyl edge			
V37	black		
V35	graphite		
V36	citadel		
V39	earth		
6: SELECT DOLLY dollies may also be ordered separately			
R00009	4-wheel dolly		\$738

OPTIONS

CC	glides; clear plastic	+\$15	SM	gang; removable black plastic, side to side (n/a on tablet and stool models)	+\$31	OS	tablet, oversized	+\$23
AM	gang; removable black plastic, arm to arm (n/a on stool models)	+\$6				JT	tablet, jumbo	+\$57



patience™

162

arm, armless and tablet chairs with flexing back and wallsaver frame

DESIGN

by Ron Kemnitzer

STANDARDS

Standard Patience meets or exceeds ANSI/BIFMA x5.1 durability and safety standards. Intensive Use Patience meets or exceeds FNEW 83-269E performance test methods for intensive use chairs. Fully upholstered Patience™ chairs can pass CAL 133 fire standards with "CA" option.

CONSTRUCTION

THERMOPLASTIC SEAT & BACK: Textured thermoplastic

UPHOLSTERED SEAT & BACK: Upholstered Seat: 2" polyfoam cushion over contoured plywood. Upholstered Back: 1" polyfoam cushion over contoured plywood. Outer Upholstered Back: 1/4" polyfoam cushion over 1/4" thick plywood.

FRAME: 1" x 14 gauge tubular steel with two seat support braces of all steel construction. Intensive use models have 1/2" steel support bar. Intensive use models certified to 400 lbs.

SEAT AND BACK SUPPORT: Molded, glass filled nylon

ARMS: Molded, glass filled nylon, tapered on each end with spring steel tube connector, arm finished with epoxy to match frame. Chairs specified with mirror will have charcoal arms with specified inserts. Arm inserts are soft, molded textured plastic.

GLIDES: Nonabrasive, molded nylon

END CAPS: Molded nylon; color will coordinate with frame finish

TABLETS: 1" x 12 gauge steel frame. Three-ply construction with high-pressure laminate top surface. 5/8" thick high-density particle board core with moisture-resistant bottom backing and 3/4" bumper T-edge molding. Tablet surface available in seven colors with coordinating edge. Standard tablet surface is 13" x 20"; optional oversized and jumbo surfaces available.

STACKING

Fixtures Furniture does not recommend stacking.



ARMLESS ARM TABLET

OW 22" (27" w/ arm) (24.5" w/ tablet) OH 33.5" (33.5-40.5" w/ tablet) OD 27" (27-33.5" w/ tablet) AH 27" SH 18" WT 20 lb (22 lb w/ arm) (23 lb w/ tablet) COM 1.1 yd UPHOLSTERED OH +1" SH +1" WT +4 lb

SPECIFICATIONS

EXAMPLE:
patience specification & pricing

R70100 upholstered arm	\$610
P06 silver frame	+\$0
T12 raven seat and back support	+\$0
T12 raven arm insert	+\$0
T12 raven glide	+\$0
total = \$610	

1: SELECT PATIENCE
prices shown are list (prices are for fabric grade 1 and COM; see "select seat & back finish" for additional fabric grades and prices)

thermoplastic patience, select model

R70103 arm	\$534
R70003 armless	\$476
R70446 tablet, flip-up, right	\$634
R70546 tablet, flip-up, left	\$634
R79103 arm, wall saver	\$572
R79003 armless, wall saver	\$511

upholstered patience, select model

R70100 arm, wall saver	\$610
R70000 armless, wall saver	\$529
R70840 tablet, flip-up, right	\$768
R70940 tablet, flip-up, left	\$768

upholstered w/ thermo back patience, select model

R70130 arm	\$561
R70030 armless	\$476
R70830 tablet, flip-up, right	\$714
R70930 tablet, flip-up, left	\$714
R79130 arm, wall saver	\$599
R79030 armless, wall saver	\$511

2: SELECT OPTIONS
for all models, select as needed; add all option prices to chair model price

AP gang, steel swing arm-to-arm	+\$56
SP gang, steel swing side-to-side	+\$56

for tablet models

PB bookrack	+\$117
OS tablet, oversized	+\$24
JT tablet, jumbo	+\$58

for upholstered models

CA CAL 133 fire retardant process	+\$44
-----------------------------------	-------

3: SELECT SHELL COLOR
for thermoplastic models, select color

T11	swan
T12	raven
T13	blue heron
T14	jay
T15	falcon
T16	dove
T17	woodpecker red
T18	purple martin
T19	peacock
T20	macaw blue
T21	goldfinch
T22	parakeet
T23	oriole
T24	cardinal
T25	flamingo

for upholstered models, indicate pattern and color

SS same grade/same fabric	+\$0
SD same grade/different fabric	+\$50
DD different grade/different fabric*	+\$50

price at grade 6 fabric regardless of grade specified

COM/fabric grade 1	+\$0
fabric grade 2	+\$46
fabric grade 3	+\$93
fabric grade 4	+\$139
fabric grade 5	+\$185
fabric grade 6	+\$232

4: SELECT FRAME FINISH
for all models, select metal

P06	silver	
P07	white	
P08	oatmeal	
P10	black	
P11	alloy	
P54	mirror	+\$50

5: SELECT SEAT AND BACK SUPPORT
for all models, select color

T12	raven
T15	falcon
T16	dove

6: SELECT ARM INSERT
for arm models, select color

T12	raven
T15	falcon
T16	dove

7: SELECT GLIDES
for all models, select color

T11	swan
T12	raven
T13	blue heron
T14	jay
T15	falcon
T16	dove
T17	woodpecker red
T18	purple martin
T19	peacock
T20	macaw blue
T21	goldfinch
T22	parakeet
T23	oriole
T24	cardinal
T25	flamingo

8: SELECT TABLET FINISH
for tablet models, select laminate

LAS	black
LBT	dover white
LDM	pearl
LB4	folkstone
LDQ	platinum
LCB	earth
LDA	citadel
LCD	graphite

9: SELECT TABLET EDGE
for tablet models, select vinyl edge

V37	black
V35	graphite
V36	citadel
V39	earth

OPTIONS

AP gang; steel swing arm to arm (n/a on tablet models)	+\$56	PB bookrack	+\$117	CA CAL 133 fire retardant process; COM does not apply	+\$44
SP gang; steel swing side to side (n/a on tablet models)	+\$56	OS tablet, oversized	+\$24		
		JT tablet, jumbo	+\$58		

patience intensive use

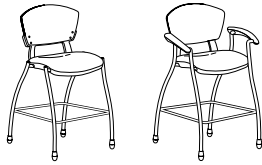


ARMLESS ARM TABLET

OW 22" (27" w/ arm) (24.5" w/ tablet) OH 33.5" (33.5-40.5" w/ tablet) OD 27" (27-35" w/ tablet) AH 27" SH 18"
 WT 23 lb (25 lb w/ arm) (26 lb w/ tablet) UPHOLSTERED OH +1" SH +1" WT +4 lb COM 1.1 yd

164

SPECIFICATIONS			
EXAMPLE: patience intensive use specification & pricing			
R73100 upholstered arm	\$698		
grade 4 Momentum, silica, manor	+ \$139		
P06 silver frame	+\$0		
T12 raven seat and back support	+\$0		
T12 raven arm insert	+\$0		
T12 raven glide	+\$0		
	total = \$837		
1: SELECT PATIENCE INTENSIVE USE prices shown are list (prices are for fabric grade 1 and COM; see "select seat & back finish" for additional fabric grades and prices)			
thermoplastic patience intensive use, select model			
R73103 arm	\$623		
R73003 armless	\$530		
R73446 tablet, flip-up, right	\$720		
R73546 tablet, flip-up, left	\$720		
upholstered patience intensive use, select model			
R73100 arm, wallsaver	\$698		
R73000 armless, wallsaver	\$616		
R73840 tablet, flip-up, right	\$990		
R73940 tablet, flip-up, left	\$990		
upholstered w/ thermo back patience intensive use, select model			
R73130 arm	\$674		
R73030 armless	\$603		
R73830 tablet, flip-up, right	\$900		
R73930 tablet, flip-up, left	\$900		
2: SELECT OPTIONS for all models, select as needed; add all option prices to chair model price			
AP gang, steel swing arm to arm	+\$56		
SP gang, steel swing side to side	+\$56		
for tablet models, select as needed			
OS tablet, oversized	+\$24		
JT tablet, jumbo	+\$58		
for upholstered models, select as needed			
CA CAL 133 fire retardant process	+\$44		
3: SELECT SHELL FINISH for thermoplastic models, select color			
T11 swan			
T12 raven			
T13 blue heron			
T14 jay			
T15 falcon			
T16 dove			
T17 woodpecker red			
T18 purple martin			
T19 peacock			
T20 macaw blue			
T21 goldfinch			
T22 parakeet			
T23 oriole			
T24 cardinal			
T25 flamingo			
for upholstered models, indicate pattern and color			
SS same grade/same fabric	+\$0		
SD same grade/different fabric	+\$50		
DD different grade/different fabric*	+\$50		
	price at grade 6 fabric regardless of grade specified		
COM/fabric grade 1	+\$0		
fabric grade 2	+\$46		
fabric grade 3	+\$93		
fabric grade 4	+\$139		
fabric grade 5	+\$185		
fabric grade 6	+\$232		
4: SELECT FRAME FINISH for all models, select metal			
P06 silver			
P07 white			
P09 charcoal			
P10 black			
P11 alloy			
P54 mirror		+\$50	
5: SELECT SEAT AND BACK SUPPORT for all models, select color			
T12 raven			
T15 falcon			
T16 dove			
6: SELECT ARM INSERT for all models, select color			
T12 raven			
T15 falcon			
T16 dove			
7: SELECT GLIDES for all models, select color			
T11 swan			
T12 raven			
T13 blue heron			
T14 jay			
T15 falcon			
T16 dove			
T17 woodpecker red			
T18 purple martin			
T19 peacock			
T20 macaw blue			
T21 goldfinch			
T22 parakeet			
T23 oriole			
T24 cardinal			
T25 flamingo			
8: SELECT TABLE FINISH for tablet models, select laminate			
LAS black			
LBT dover white			
LDM pearl			
LB4 folkstone			
LDQ platinum			
LCB earth			
LDA citadel			
LCD graphite			
9: SELECT TABLE EDGE for tablet models, select vinyl edge			
V37 black			
V35 graphite			
V36 citadel			
V39 earth			
OPTIONS			
AP gang; steel swing arm to arm (n/a on tablet models)	+\$56	OS tablet, oversized	+\$24
SP gang; steel swing side to side (n/a on tablet models)	+\$56	JT tablet, jumbo	+\$58
		CA CAL 133 fire retardant process; COM does not apply	+\$44



ARMLESS ARM

OW 22" (27" w/ arm) OH 45.5", 42.5", 39.5" OD 25" AH 38.5", 35.5", 32.5" SH 29.5", 26.5", 23.5" WT 27 lb (31 lb w/ arm), 26 lb (30 lb w/ arm), 25 lb (29 lb w/ arm) SEAT TO FOOT RUNG 18" UPHOLSTERED OH +1" SH +1" WT +4 lb COM 1.1 yd

SPECIFICATIONS

EXAMPLE:

patience stools specification & pricing

R70730 upholstered 30.5" arm	\$911
P10 black frame	+\$0
T12 raven seat and back support	+\$0
T12 raven arm insert	+\$0
T12 raven glide	+\$0
total =	\$911

1: SELECT PATIENCE STOOLS

prices shown are list (prices are for fabric grade 1 and COM; see "select seat & back finish" for additional fabric grades and prices)

thermoplastic patience, stools, select model

70733 arm, 29.5"	\$743
70723 arm, 26.5"	\$743
70713 arm, 23.5"	\$743
70633 armless, 29.5"	\$681
70623 armless, 26.5"	\$681
70613 armless, 23.5"	\$681

upholstered patience, stools, select model

70730 arm, 30.5"	\$911
70720 arm, 27.5"	\$911
70710 arm, 24.5"	\$911
70630 armless, 30.5"	\$865
70620 armless, 27.5"	\$865
70610 armless, 24.5"	\$865

upholstered w/ thermo back patience, stools, select model

70430 arm, 30.5"	\$873
70420 arm, 27.5"	\$873
70410 arm, 24.5"	\$873
70530 armless, 30.5"	\$792
70520 armless, 27.5"	\$792
70510 armless, 24.5"	\$792

2: SELECT SEAT & BACK FINISH

for thermoplastic models, select color

T11	swan
T12	raven
T13	blue heron
T14	jay
T15	falcon
T16	dove
T17	woodpecker red
T18	purple martin
T19	peacock
T20	macaw blue
T21	goldfinch
T22	parakeet
T23	oriole
T24	cardinal
T25	flamingo

for upholstered models, indicate pattern and color

SS	same grade/same fabric	+\$0
SD	same grade/different fabric	+\$50
DD	different grade/different fabric*	+\$50

price at grade 6 fabric regardless of grade specified

COM/fabric grade 1	+\$0
fabric grade 2	+\$46
fabric grade 3	+\$93
fabric grade 4	+\$139
fabric grade 5	+\$185
fabric grade 6	+\$232

3: SELECT FRAME FINISH

for all models, select metal

P06	silver
P07	white
P09	charcoal
P10	black
P11	alloy

4: SELECT SEAT AND BACK SUPPORT

for all models, select color

T12	raven
T15	falcon
T16	dove

5: SELECT ARM INSERT

for all models, select color

T12	raven
T15	falcon
T16	dove

6: SELECT GLIDES

for all models, select color

T11	swan
T12	raven
T13	blue heron
T14	jay
T15	falcon
T16	dove
T17	woodpecker red
T18	purple martin
T19	peacock
T20	macaw blue
T21	goldfinch
T22	parakeet
T23	oriole
T24	cardinal
T25	flamingo

OPTIONS



patience™ bariatric

166

arm chair with fixed back and 25" seat width with a capacity of 500 pounds

DESIGN

by Fixtures Furniture Design Group

STANDARDS

Exceeds ANSI/BIFMA X5.1- 2002 durability and safety standards to quality for bariatric 500 lbs maximum weight capacity.

CONSTRUCTION

UPHOLSTERED SEAT & BACK: Seat 2" polyfoam over 9 ply contoured plywood. Back: 1" polyfoam over 9 ply contoured plywood. Outer back: ¼" polyfoam over 9 ply contoured plywood.

FRAME: 1" x 14 gauge steel tube frame with four 1-½" x ¾" 11 gauge rectangular steel tube seat supports.

BACK POSTS: Two 5/16" x 2-½" formed steel plates.

ARMS: Molded, glass-filled nylon tapered on each end with spring steel tube connector. Arm finish with epoxy to match frame. Arm inserts are soft, molded textured plastic.

GLIDES: Nonabrasive, molded nylon

STACKING

Patience bariatric will not stack.



ARM

OW 33.5" OH 33.5" OD 27" AH 27" SH 18.5" WT 46 lb COM 2 yd.

SPECIFICATIONS

EXAMPLE:
patience bariatric specification & pricing

R75100 upholstered w/ arm	\$812
grade 3 Momentum, Solace, Indigo	+ \$124
P06 silver	+\$0
T15 falcon arm insert	+\$0
T15 falcon glide	+\$0
total = \$936	

1: SELECT PATIENCE BARIATRIC
prices shown are list (prices are for fabric grade 1 and COM; see "select seat & back finish" for additional fabric grades and prices)

upholstered patience bariatric, select model

R75100 arm	\$812
------------	-------

2: SELECT SEAT & BACK FINISH
for all models, indicate pattern and color

SS same grade/same fabric	+\$0
SD same grade/different fabric	+\$50
DD different grade/different fabric*	+\$50
price at grade 6 fabric regardless of grade specified	
COM/fabric grade 1	+\$0
fabric grade 2	+\$46
fabric grade 3	+\$93
fabric grade 4	+\$139
fabric grade 5	+\$185
fabric grade 6	+\$309

3: FRAME AND BACK SUPPORT
for all models, select metal

P06 silver
P07 white
P09 charcoal
P10 black
P11 alloy

4: SELECT ARM INSERT
for all models, select color

T12 raven
T15 falcon
T16 dove

5: SELECT GLIDES
for all models, select color

T11 swan
T12 raven
T13 blue heron
T14 jay
T15 falcon
T16 dove
T17 woodpecker red
T18 purple martin
T19 peacock
T20 macaw blue
T21 goldfinch
T22 parakeet
T23 oriole
T24 cardinal
T25 flamingo

OPTIONS

168

patience™ modular table

corner, intermediate and end tables for integrated groupings

DESIGN

by Ron Kemnitzer

STANDARDS

Meets or exceeds ANSI/BIFMA x 5.5 durability and safety standards.

CONSTRUCTION

LAMINATE TABLE TOP: 1-1/4" balanced construction of 1/16" laminate. 1-1/8" high-density particle board. Backer sheet sealed completely on six sides.

EDGE: 1-1/4" straight T-mold edge.

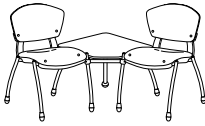
LEGS: 1" x 14 gauge steel tube.

GLIDES: Molded nylon.

BRACKET: Two-piece, spring-loaded sliding support bracket. All steel construction.

Cannot be used with Patience Bariatric.

patience modular table



CORNER TABLE W/ LEG: OW 26" OD 26" OH 19.5" WT 31 lb **INTERMEDIATE TABLE:** OW 24" OD 20" OH 19.5" WT 21 lb
END TABLE W/ LEG: OW 24" OD 20" OH 18" WT 35 lb

169

SPECIFICATIONS

EXAMPLE:

patience modular table specification & pricing

R70994 intermediate table	\$582
P09 charcoal frame	+\$0
LDM pearl laminate	+\$0
V37 black straight T edge	+\$0
total = \$582	

1: SELECT PATIENCE MODULAR

prices shown are list

patience modular table, select model

R70993 corner table w/ leg	\$699
R70994 intermediate table	\$582
R70995 right end table w/ leg	\$736
R70996 left end table w/ leg	\$736

2: SELECT FRAME FINISH

for all models, select metal; (will match chair frame finish unless specified)

P06	silver
P07	white
P09	charcoal
P10	black
P11	alloy

3: SELECT SURFACE FINISH

for all models, select color

core solids

LAS	black
LBT	dover white
LDM	pearl
LB4	folkstone
LDQ	platinum
LCB	earth
LDA	citadel
LCD	graphite

classic woodgrain

LXW	pewter mesh
LS4	grey mesh

classic patterns

LRC	pewter mesh
LRP	grey mesh
LPD	platinum drops
LWH	white drops
LNT	neutral twill
LSR	sarum twill

evolving woodgrain

LCC	smoky brown bear
LZ7	white ash
LZ8	weathered ash
LZ9	natural ash
LCH	cherry riftwood

4: SELECT EDGE COLOR

for solid or other laminate table models, select vinyl straight-T color

V37	black
V35	graphite
V36	citadel
V39	earth

5: SELECT GLIDES

for corner and end table models, select color specified)

T11	swan
T12	raven
T13	blue heron
T14	jay
T15	falcon
T16	dove
T17	woodpecker red
T18	purple martin
T19	peacock
T20	macaw blue
T21	goldfinch
T22	parakeet
T23	oriole
T24	cardinal
T25	flamingo



fixtures smile™

170

armless chairs and stools available in a rainbow of colors

DESIGN

by Brian Kane

STANDARDS

Meets or exceeds ANSI/BIFMA X5.1 durability and safety standards.

CONSTRUCTION

THERMOPLASTIC SEAT & BACK: Textured thermoplastic.

FRAME: 7/8" x 14" gauge steel tube

GLIDES: Clear, flat, non-marking

STACKING

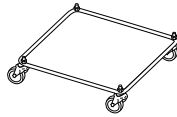
THERMOPLASTIC: 4 floor/ 4 dolly

4-WHEEL DOLLY

R00005

OW 26" OD 28" OH 5.5" WT 31 lb

CONSTRUCTION: Steel; swivel casters; black epoxy



fixtures smile



CHAIR
OW 20.5" **OH** 31.5" **OD** 22.5" **SH** 18.5" **WT** 14 lbs
STACK 4 floor/ 4 dolly



STOOL
OW 21.5" **OH** 42.5" **OD** 24" **SH** 30" **WT** 20 lbs
SEAT TO FOOT RUNG 18.5"

SPECIFICATIONS how to order, see page 214

171

EXAMPLE:

smile specification & pricing

R35010	armless	\$310
T12	raven seat and back	+\$0
P06	satin silver frame	+\$0
		total = \$310

1: SELECT SMILE CHAIR

thermoplastic smile, select model

R35010	armless	\$310
--------	---------	-------

thermoplastic smile stool, select model

R35608	armless 30"	\$646
--------	-------------	-------

2: SELECT SEAT & BACK FINISH

for opaque thermoplastic models, select color

T11	swan
T12	raven
T13	blue heron
T14	jay
T15	falcon
T16	dove
T17	woodpecker red
T18	purple martin
T19	peacock
T20	macaw blue
T21	goldfinch
T22	parakeet
T23	oriole
T24	cardinal
T25	flamingo

3: SELECT FRAME FINISH

for all models, select metal

P06	silver	
P07	white	
P09	charcoal	
P10	black	
P11	alloy	
P54	mirror	
	4-leg	+\$50
	stool	+\$70

5: SELECT DOLLY

dollies may also be ordered separately

R00005	4-wheel dolly	\$345
--------	---------------	-------



webster

172

lovely to look at, comfy to sit in, ready for anything

DESIGN

by bangdesign

CONSTRUCTION

LEG: aluminum extruded leg with glide.

FRAME: cast aluminum/extruded aluminum.

SEAT/BACK: ABS & Glass filled polypropylene.

GLIDE: plastic.

CASTER: nylon.

ARM: cast aluminum with Vistamaxx™ polypropylene cap.

TABLET SUPPORT: cast aluminum/laminate/urethane.

WEIGHT CAPACITY: up to 350 lbs.

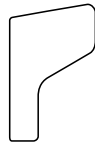
OPTIONS

FIXED ARMS

CASTERS

UPHOLSTERED SEAT PAD

TABLET (LEFT OR RIGHT): **ow** 21.6" **od** 13.55"



SHIPPING

ships assembled

STACKING

up to 5 high, with or without tablet

NESTING

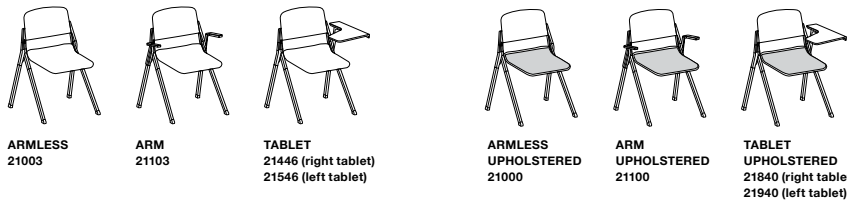
infinite

ENVIRONMENT

LEED Webster's recycled content exceeds 20% contributing to LEED Credits MR4.1 & 4.2

INDOOR AIR QUALITY Webster conforms to SCS Indoor Advantage™ Gold; ANSI/BIFMA Furniture Emissions Standard (M7.1/X7.1-2007) for the seating parameters; California Specification 01350 (V1.1) for the seating parameters and School Classroom parameters; and ANSI/BIFMA e3-2010 (7.6.1 & 7.6.2) for seating parameters

SUSTAINABILITY ANSI/BIFMA e3-2010 level™ certification pending



ow 24" (26" w/ arm) (27.5"-33" w/ tablet) OH 34" (34"-40" w/ tablet) OD 23" (27.5" w/ tablet) AH 26" AW 22.25" SH 18" SW 18.25" SD 18.75"
 BH 10.25" BW 17.25" WT 23 lb (25 lb w/ arm) (34 lb w/ tablet) STACK 5 floor (w/ or w/o tablet)
 UPHOLSTERED: SH 19" WT +2 lb STACK 5 floor (w/ or w/o tablet) COM 0.6 yd

SPECIFICATIONS		
EXAMPLE: webster specification & pricing		
R21103 thermoplastic, arm		\$547
T18 purple martin		+\$0
P06 silver		+\$0
	total =	\$547
1: SELECT WEBSTER prices shown are list (prices are for fabric grade 1 and COM; see "select seat & back finish" for additional fabric grades and prices)		
thermoplastic, select model		
R21003 armless		\$500
R21103 arm		\$547
R21446 tablet, right		\$698
R21546 tablet, left		\$698
upholstered, select model		
R21000 armless		\$594
R21100 arm		\$642
R21840 tablet, right		\$793
R21940 tablet, left		\$793
2: SELECT OPTIONS for all models, select as needed; add options prices to chair model price		
GL glides		+\$0
CS casters		+\$36
3: SELECT SHELL COLOR for thermoplastic models, select color		
T11 swan		
T12 raven		
T13 blue heron		
T14 jay		
T15 falcon		
T16 dove		
T17 woodpecker red		
T18 purple martin		
T19 peacock		
T20 macaw blue		
T21 goldfinch		
T22 parakeet		
T23 oriole		
T24 cardinal		
T25 flamingo		
for upholstered models, indicate pattern and color (see upholstery cards for specifications); add fabric grade price to chair model price		
COM/fabric grade 1		+\$0
fabric grade 2		+\$46
fabric grade 3		+\$93
fabric grade 4		+\$139
fabric grade 5		+\$185
fabric grade 6		+\$232
4: SELECT FRAME FINISH for all models, select metal		
P06 silver		
P07 white		
P08 oatmeal		
P09 charcoal		
P10 black		
P11 alloy		
5: SELECT TABLET FINISH for tablet models, select laminate (urethane edge will coordinate with tablet finish)		
LAS black		
LBT dover white		
LDM pearl		
LB4 folkstone		
LDQ platinum		
LCB earth		
LDA citadel		
LCD graphite		
6: SELECT TABLET EDGE for tablet models, select urethane edge		
U02 wolf		
U04 dolphin		
U05 otter		
U06 black bear		
U22 hippo		
U25 koala		
U26 kangaroo		
U27 oyster		
U32 beaver		
U24 cardinal		
U13 blue heron		
U14 jay		
U21 parakeet		
U23 oriole		
7: SELECT ACCENT/TRIM COLOR for glides, casters, 6 stacking pads, & arms		
T12 black		
T15 charcoal		

OPTIONS

GL glides +\$0 CS casters + \$36

dollies

two wheel or four wheel dollies for stacking, storing and moving



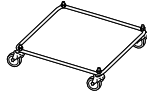
2-WHEEL DOLLY USED TO TRANSPORT FLOOR STACK

R00003

OH 51" OW 25" OD 10" WT 30 lb

CONSTRUCTION: steel; ball bearing wheels; black epoxy

FOR: bola, encore



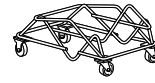
4-WHEEL DOLLY

R00005

OH 5.5" OW 26" OD 28" WT 31 lb

CONSTRUCTION: steel; swivel casters; black epoxy

FOR: allure, bola, encore, morphix, fixtures smile



4-WHEEL DOLLY

R00009

OH 19" OW 21" OD 36" WT 29 lb

CONSTRUCTION: steel; two swivel casters and two fixed casters; black epoxy

FOR: jazz

174



4-WHEEL DOLLY

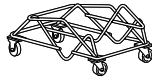
R00062

OH 19" OW 20.5" OD 36" WT 26 lb

DIMENSIONS WITH 40 THERMOPLASTIC ON DOLLY:
OW 21" OD 42" OH 76"

CONSTRUCTION: steel; two swivel casters and two fixed casters; black epoxy

FOR: fetch



4-WHEEL DOLLY

R00067

OH 18" OW 23" OD 36" WT 30 lb

CONSTRUCTION: two swivel casters and two fixed casters; black epoxy

FOR: emotion

appendices

options directory

options directory - tables

176



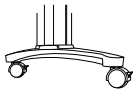
GL
GLIDES; BLACK PLASTIC
FOR: roam



CS
CASTERS: 2 LOCKING; 2 NON-LOCKING
black only
FOR: saturn; pick-a-base



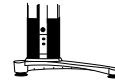
CS
CASTERS: 2 LOCKING; 2 NON-LOCKING
black only
FOR: pin leg; reveal leg



CS
CASTER, 4-LOCKING
black only
FOR: syllabus



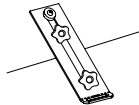
HA
HEIGHT ADJUSTMENT, MANUAL PIN LIFT
adjusts tables from 29" to 32"
FOR: roam



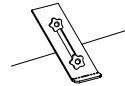
HA
HEIGHT ADJUSTMENT, MANUAL PIN LIFT
adjusts from 27" to 32"
FOR: syllabus



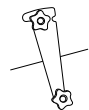
PM
PERMANENT MOUNT FOOT
pre-drilled to accept mounting hardware
(not included); n/a with height adjustment
FOR: syllabus



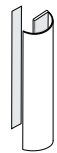
RG
GANG, RETRACTABLE STEEL
FOR: roam



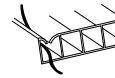
AD
SURFACE ALIGNMENT
n/a with gangers or front-to-front
applications with a modesty panel
FOR: roam



TG
GANG, STEEL (MUST BE ORDERED WITH TABLE)
(n/a on 1 1/4" wood edge tops or round tops)
factory installed
FOR: saturn, pick-a-top



VM
VERTICAL WIRE MANAGEMENT
FOR: saturn



HT
HORIZONTAL WIRE MANAGEMENT
FOR: roam, saturn



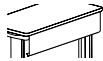
MPA
MODESTY PANEL, ACRYLIC
 FOR: roam



MPW
MODESTY PANEL, WHITE FABRIC
 FOR: roam



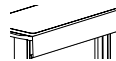
MPB
MODESTY PANEL BLACK FABRIC
 FOR: roam



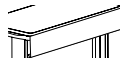
MP42
MODESTY PANEL, STEEL, 42"
 FOR: saturn, syllabus




MP48
MODESTY PANEL, STEEL, 48"
 FOR: saturn, syllabus



MP60
MODESTY PANEL, STEEL, 60"
 FOR: saturn, syllabus



MP72
MODESTY PANEL, STEEL, 72"
 FOR: saturn, syllabus




LI42
WIRE GALLERY, PLASTIC 42"
 FOR: syllabus



LI48
WIRE GALLERY, PLASTIC 48"
 FOR: syllabus



LI60
WIRE GALLERY, PLASTIC 60"
 FOR: syllabus



LI72
WIRE GALLERY, PLASTIC 72"
 FOR: syllabus



CTOL
GROMMET COVER, RECTANGULAR, LEFT CORNER
 4.125" X 2.625"
 FOR: roam, saturn, syllabus



CTOR
GROMMET COVER, RECTANGULAR, RIGHT CORNER
 4.125" X 2.625"
 FOR: roam, saturn, syllabus



CTOC
GROMMET COVER, RECTANGULAR, CENTER
 4.125" X 2.625"
 FOR: roam, saturn, syllabus



CTLR
GROMMET COVER, RECTANGULAR, LEFT AND RIGHT CORNERS
 4.125" X 2.625"
 FOR: roam, saturn, syllabus



CTAG
GROMMET COVER, RECTANGULAR, LEFT, RIGHT AND CENTER
 4.125" X 2.625"
 FOR: roam, saturn, syllabus



COOL
GROMMET COVER, OVAL, LEFT CORNER
 4.125" X 2.625"
 FOR: roam, saturn, syllabus



COOR
GROMMET COVER, OVAL, RIGHT CORNER
 4.125" X 2.625"
 FOR: roam, saturn, syllabus

options directory - tables



COOC
GROMMET COVER, OVAL, CENTER
4.125" X 2.625"
FOR: roam, saturn, syllabus



COLR
GROMMET COVER, OVAL, LEFT AND RIGHT CORNERS
4.125" X 2.625"
FOR: roam, saturn, syllabus



COAG
GROMMET COVER, OVAL, LEFT, RIGHT AND CENTER
4.125" X 2.625"
FOR: roam, saturn, syllabus



CROL
GROMMET COVER, ROUND, LEFT CORNER
4.125" DIA
FOR: saturn, syllabus



CROR
GROMMET COVER, ROUND, RIGHT CORNER
4.125" DIA
FOR: saturn, syllabus



CROC
GROMMET COVER, ROUND, CENTER
4.125" DIA
FOR: saturn, syllabus

178



CRLR
GROMMET COVER, ROUND, LEFT AND RIGHT CORNERS
4.125" DIA
FOR: saturn, syllabus



CRAG
GROMMET COVER, ROUND, LEFT, RIGHT AND CENTER
4.125" DIA
FOR: syllabus



PDOL
POWER DATA CENTER, LEFT CORNER
FOR: syllabus



PDOR
POWER DATA CENTER, RIGHT CORNER
FOR: syllabus



PDOC
POWER DATA CENTER, LEFT
FOR: syllabus



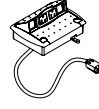
PDLR
POWER DATA CENTER, LEFT AND RIGHT CORNERS
FOR: syllabus



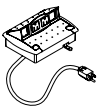
PDAG
POWER DATA CENTER, LEFT, RIGHT AND CENTER
FOR: syllabus



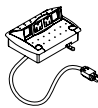
PE
POWER DATA CENTER, EDGE MOUNT
FOR: syllabus



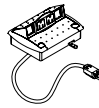
INOL
INTERPORT, LEFT CORNER
FOR: syllabus



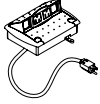
INOR
INTERPORT, RIGHT CORNER
FOR: syllabus



INOC
INTERPORT, CENTER
FOR: syllabus



INLR
INTERPORT, LEFT AND RIGHT CORNERS
FOR: syllabus



INAG
INTERPORT, LEFT, RIGHT AND CENTER
FOR: syllabus

options directory - seating



CC
GLIDES
clear plastic
FOR: fetch, jazz, emotion



CG
GLIDES
clear, flat
FOR: allure (n/a on sled models)



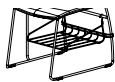
KF
GLIDES, FORMAL
available in all bola thermoplastic colors
FOR: bola, bola for children, bola modular tables (n/a on wallsave models)



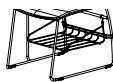
HC
CASTERS, HARD FLOOR
black nylon
FOR: allure, bola, (n/a on tablet and bariatric models) stacking not recommended



SC
CASTERS, SOFT FLOOR
black nylon
FOR: allure, bola, (n/a on tablet and bariatric models) stacking not recommended



EB
BOOKRACK
bright chrome
FOR: emotion
(only available on tablet models)



FB
BOOKRACK
epoxy finish to match frame
FOR: fetch
(only available on tablet models)

options directory - seating



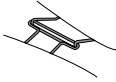
CC
GLIDES
 clear plastic
FOR: fetch, jazz, emotion



CG
GLIDES
 clear, flat
FOR: allure (n/a on sled models)



KF
GLIDES, FORMAL
 available in all bola thermoplastic colors
FOR: bola, bola for children, bola modular tables (n/a on wallsave models)

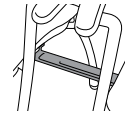


180

HC
CASTERS, HARD FLOOR
 black nylon
FOR: allure, bola, (n/a on tablet and bariatric models) stacking not recommended



SC
CASTERS, SOFT FLOOR
 black nylon
FOR: allure, bola, (n/a on tablet and bariatric models) stacking not recommended



GR
GANG, ARM TO ARM AND SIDE TO SIDE
 steel clamp, epoxy finish to match frame
FOR: bola (n/a on tablet models)



KG
GANG, RETRACTABLE ARM TO ARM AND SIDE TO SIDE
 steel, black epoxy
FOR: allure (n/a on tablet and bariatric models); factory installed



KR
GANG, RETRACTABLE ARM TO ARM AND SIDE TO SIDE
 steel, black epoxy
FOR: bola (n/a on thermoplastic or tablet models); factory installed



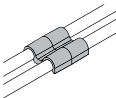
KS
GANG COVER
 optional cover for retractable gang (KG), black epoxy
FOR: allure (n/a on tablet and bariatric models)



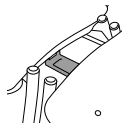
KR
GANG COVER
 optional cover for retractable gang (KR), black epoxy
FOR: bola (n/a on thermoplastic or tablet models)



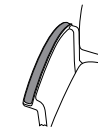
SG
GANG, SIDE TO SIDE
 steel wire, black epoxy
FOR: allure (n/a on tablet bariatric, or arm models)



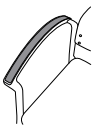
SM
GANG, SIDE TO SIDE
 black plastic
FOR: fetch, jazz, (n/a on tablet models)



SP
GANG, SIDE TO SIDE
 self storing; steel swing, epoxy finish to match frame
FOR: patience (n/a on tablet and bariatric models)



RS
ARM INSERTS, UPHOLSTERED



RW
ARM INSERTS, WOOD

AX
1" EXTRA FOAM FOR SEAT
 stacking disclaimed
FOR: allure, bola, encore

izzy+ flavors

181

From sharing cookies and coffee with a friend, to firing up the grill for the season's first cookout, flavors permeate our lives. They have the power to comfort and delight, and also to surprise us, inviting us to pause and savor something new. Colors and materials impact our lives in similar ways. They're powerful forces in our spaces and stories, setting the tone, evoking moods, enriching experiences, and giving expression to our biggest dreams and ideas. That's why creating a new izzy+ materials program meant doing it right—curating a palette that grows out of our beliefs about why color and material matter so much in our world. Welcome to izzy+ flavors, a new, evolving materials brand that's ready to feed your design hunger, inspiring your spaces and the people who use them.

What's even better than great colors and materials is the opportunity to apply the offering across all the brands of izzy+, making specifying and selling izzy+ products easier than ever! A huge thank you to Kerry Rowe, Color Specialist, and Allison Roon, Interior Design Extraordinaire, for creating izzy+ flavors and helping to change the future of our business.

So let's get started with some nitty-gritty.....

The izzy+ flavors brand was developed around a three-tiered system for materials/colors – Core, Classic and Evolving.

CORE = Long lasting neutral solids with a 5-10 year life cycle

CLASSIC = Timeless favorites with a 10 year life cycle

EVOLVING = Emerging trends with a 3-5 year life cycle

FURNITURE PRODUCTS

TABLES AND STORAGE: izzy+ flavors offers a wide selection of standard high-pressure laminates for our table surfaces. We also accept non-standard choices from domestic producers at no up-charge; longer lead times may apply. For other non-standard laminates please contact Customer Service. Additional upcharges and leadtime may apply. Table surfaces coordinate with our thermoplastic, upholstery, metal and wood veneer collections. Tables are 1-1/4" balanced construction (unless otherwise noted) with a 1-1/8" high-density particle board core. Laminate and backer sheet are sealed on all six sides. Tops are produced to industry standard nominal sizing. For exact size table tops, contact customer service for lead times and up-charges. Roam and Syllabus are produced to exact size.

LAMINATES: izzy+ has partnered with Formica and Wilsonart to create a consistent finish in our standard palette (-58 from Formica and -60 and -38 from Wilsonart).

CORE SOLIDS

LAS	Black	Formica 909-58
LBT	Dover White	Formica 7197-58
LDM	Pearl	Formica 934-58
LB4	Folkstone	Formica 927-58
LDQ	Platinum	Formica 902-58
LCB	Earth	Formica 5342-58
LDA	Citadel	Formica 1097-58
LCD	Graphite	Formica 837-58

CLASSIC PATTERNS

LRC	Pewter Mesh	Wilsonart 4878-38
LRP	Grey Mesh	Wilsonart 4877-38
LPD	Platinum Drops	Formica 8825-58
LWH	White Drops	Formica 8824-58
LNT	Neutral Twill	Formica 8826-58
LSR	Sarum Twill	Formica 8827-58

CLASSIC WOOD GRAINS

LTS	Fusion Maple	Wilsonart 7909-60
LSV	Monticello Maple	Wilsonart 7925-60
LS2	Huntington Maple	Wilsonart 7929-60
LXW	Wild Cherry	Wilsonart 7054-60
LS4	Versailles Anigre	Wilsonart 7923-60
LTW	Empire Mahogany	Wilsonart 7122-60
LVK	Montana Walnut	Wilsonart 7110-60
LT6	Hemlock	Wilsonart 11067-60

EVOLVING WOOD GRAINS/MARKERBOARD

LCC	Smoky Brown Pear	Formica 5488-58
LZ7	White Ash	Formica 8841-58
LZ8	Weathered Ash	Formica 8842-58
LZ9	Natural Ash	Formica 8843-58
LDW	Markerboard Surface	Formica 20-949-90
LCH	Cherry Riftwood	Formica 6411-58

MELAMINES (THERMOFUSED MELAMINE TFM)

CORE SOLIDS

M01	Cloud	M17	Ivory
M18	Folkstone	M19	Platinum
M20	Earth	M03	Graphite
M13	Black		

CLASSIC PATTERNS

M14	White Nebula	M15	Grey Nebula
M16	Graphite Nebula		

finishes

CLASSIC WOOD GRAINS

M06 Fusion Maple	M07 Monticello Maple
M08 Huntington Maple	M09 Wild Cherry
M10 Versailles Anigre	M12 Montana Walnut
M11 Empire Mahogany	M21 Hemlock

EDGES

We've made it easy to coordinate a matching or coordinating edgeband. If the name is the same, they are an exact match. If not, they are a close coordinating color.

EDGE BAND (2MM ABS)

Flat-t vinyl edges have a 1/8" thick extruded slot which is mounted securely to the table top core in a 3/8" groove.

CORE SOLIDS

E30 White	E31 Neutral White
E33 Folkstone	E34 Satin Silver
E32 Platinum	E39 Earth
E38 Brown	E36 Citadel
E35 Graphite	E37 Black

CLASSIC WOOD GRAINS

E41 Fusion Maple	E42 Monticello Maple
E43 Huntington Maple	E44 Wild Cherry
E45 Versailles Anigre	E47 Montana Walnut
E40 Empire Mahogany	E46 Hemlock

URETHANES

Mix and match to your heart's intent, or just go wild, either way, it will look great!

Urethane edges are chemically stable, non-toxic, UV resistant polyurethane. These edges are molded around the individual table surface and offer a seamless, antimicrobial, permanently bonded seam. Liquids can not seep into and collect at the seam between the laminate and the edge making it a perfect choice for healthcare, food service and university applications. Tables will have square corners.

U27 Oyster	U05 Otter
U02 Wolf	U32 Beaver
U04 Dolphin	U24 Cardinal
U22 Hippo	U13 Blue Heron
U06 Black Bear	U14 Jay
U25 Koala	U21 Parakeet
U26 Kangaroo	U23 Oriole

LAMINATE SELF EDGE: Laminate strip matching the top is secured with a water-proof adhesive.

VINYL T-MOLDS: Bumper-t and flat-t vinyl edges have a 1/8" thick extruded slot which is mounted securely to the table top core in a 3/8" groove. Table will have a minimum of 1-1/2" radius corners.

V37 Black	V35 Graphite
V36 Citadel	V39 Earth

WOOD EDGES: 1-1/4" wood edges are formed by bonding 1-1/2" x 1-1/2" European Beech strips around the table top core with a 1/4" x 1/2" hard wood spline inserted in each. The edging is then shaped and stained. Tables will have square corners. 1/8" lumber wood edges are strips of solid European beech lumber applied with waterproof adhesive to the sides of a tabletop, flush with the top surface. The strips are 1/8" thick with square corners and edges.

TABLE VENEERS

AJ Maple	(natural stain on Maple veneer)
AK Sand	(on quarter sawn white oak)
AL Oak	(clear on quarter sawn white oak)
AM Cherry	(on quarter sawn white oak)
AN Mahogany	(on quarter sawn white oak)
AO Walnut	(on quarter sawn white oak)
AP Anthracite	(on quarter sawn white oak)
AQ Wenge	(on quarter sawn white oak)

FRAME FINISHES

Epoxy metal finishes are applied as powder, then baked at a high temperature to a hard, smooth surface. Epoxy is resistant to scratching, peeling or chipping, and abrasion, impact, chemicals and rust. Mirror is polished to assure a bright lustrous finish. Fixtures Furniture supplies the finest commercial chrome available for indoor furniture.

P06 Silver	P07 White
P10 Black	P11 Alloy
P54 Mirror	

WOOD GRAIN AND PATTERN DIRECTIONS

Wood grain and patterns run parallel to length of top and do not match top-to-top. For a parallel direction, call customer service. Wood grain laminate on Dewey storage is horizontal.



SEATING

THERMOPLASTICS

CORE

T11 Swan	T12 Raven
T13 Blue Heron	T14 Jay
T15 Falcon	T16 Dove
T17 Woodpecker Red	

EVOLVING

T18 Purple Martin	T19 Peacock
T20 Macaw Blue	T21 Goldfinch
T22 Parakeet	T23 Oriole
T24 Cardinal	T25 Flamingo

Fixtures Furniture has the ability to custom match thermoplastic to a Pantone chip. A minimum of 250 pieces are required for a custom thermoplastic color. Ancillary pieces (i.e. inserts, glides, shell caps) require more than 250 pieces for custom colors. Call Customer Service for minimums, up-charges and lead times.

TABLET LAMINATES

Fixtures Furniture offers a selection of eight laminates for the tablet surface that coordinate with our thermoplastic, upholstery and wood veneer collections. Tablets are constructed with 3-ply construction with a high-pressure laminate top surface, 5/8" thick high-density particle board core with moisture-resistant backing, and 3/4" bumper T-edge molding. Four T-mold options complement the eight laminates. Fixtures Furniture products use a variety of tablet shapes and sizes for each individual product. Please see below for the shape and size of the various tablets. Many of our chairs are available with an optional oversized or jumbo tablet. Please see options -OS and -JT in the price book for availability and up-charges.

LAMINATES (TABLET MODELS)

CORE SOLIDS

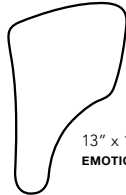
LAS	Black	LBT	Dover White
LDM	Pearl	LB4	Folkstone
LDQ	Platinum	LCB	Earth
LDA	Citadel	LCD	Graphite

T-MOLDS (TABLET MODELS)

V37	Black	V35	Graphite
V36	Citadel	V39	Earth



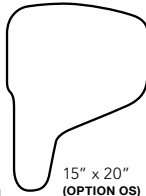
10" x 14"
BOLA



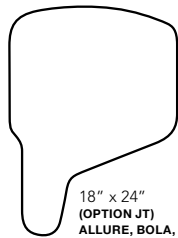
13" x 19½"
EMOTION, JAZZ



13" x 20"
ALLURE, FETCH,
PATIENCE



15" x 20"
(OPTION OS)
ALLURE, BOLA,
EMOTION, FETCH,
JAZZ, PATIENCE

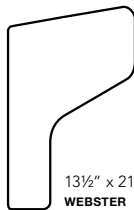


18" x 24"
(OPTION JT)
ALLURE, BOLA,
EMOTION, FETCH,
JAZZ, PATIENCE

URETHANE (TABLET MODELS)

CORE SOLIDS

U27	Oyster	U05	Otter
U02	Wolf	U32	Beaver
U04	Dolphin	U24	Cardinal
U22	Hippo	U13	Blue Heron
U06	Black Bear	U14	Jay
U25	Koala	U21	Parakeet
U26	Kangaroo	U23	Oriole



13½" x 21½"
WEBSTER

UPHOLSTERY

Fixtures Furniture offers an assortment of high quality fabric and vinyls selected to complement our seating products and meet the needs of contract seating. The collection meets rigorous testing requirements and can be specified on any of our chairs. As a service, Fixtures Furniture can purchase fabrics for its customers. All fabrics are subject to testing approval and upholstery quality. Some fabrics may not pass our standards.

CALIFORNIA FLAMMABILITY CODE 117

All chairs manufactured by Fixtures Furniture that contain foam and upholstery materials comply with California Flammability Code 117 and BIFMA F-1-1978 unless a Customer's Own Material (COM) is used, in which instance Fixtures Furniture cannot specify its flame retardant properties.

CALIFORNIA TECHNICAL BULLETIN 133

The State of California Technical Bulletin #133 (TB133) is a flammability test for seating products used in hospitals, hotels, nursing homes, and other public venues. TB133 is law in California and is the law or under consideration in various national, other state and local regulating agencies. Each may have pass/fail criteria different from California. Special construction is required to meet TB133 criteria. When using a customer's own material (COM), Fixtures Furniture cannot specify flame-retardant properties.

COM customers own material

FABRIC APPROVAL

All fabric must be evaluated and approved for use on izzy+ seating products. Please contact our Customs Department to see if the COM fabric of your choice has been tested and approved on our products.

FABRIC EVALUATION

Fabric not already approved must be evaluated. A 12" x 12" fabric sample must be mailed to:

izzy+

Customer Service
11451 Harter Drive
Middlebury, IN 46540

Samples for some furniture products may be mailed to another izzy+ facility for evaluation. Please contact your Customer Care Representative for more information prior to sending sample.

BACKING OF COM FABRICS

Latex or acrylic backing is required for all COM upholstery fabrics. If a fabric arrives at izzy+ and is not backed, a handling charge of \$26 net, plus \$3.00 net per yard will be applied to each COM order. If izzy+ is to back the COM, a minimum of 6 yards is required and the fabric must be exactly 54" wide.

YARDAGE

Price guide yardage estimates are approximate. Requirements are based on 54" usable width plain fabric for one chair. Additional yardage may be required for patterned material. Fabrics greater than or less than 54" wide, or less than 6 yards, cannot be backed by izzy+ and must be backed by the purchaser. For yardage requirements on 30 chairs or more or on patterned repeats, call customer service. Leather requirements based on 55 sq. ft. usable hide.

SHIPPING COM FABRIC

All shipments must note:

- Dealer/Customer Name, Order Number,
- Yardage Shipped, Fabric Application
- Direction, Exterior Fabric Face.

Ship approved fabric freight prepaid to:

izzy+

COM Department
11451 Harter Drive
Middlebury, IN 46540

Fabric sent COD or freight collect will not be accepted. COM fabric for some furniture products may be mailed to another izzy+ facility for evaluation. Please contact your Customer Care Representative for more information prior to shipping COM fabric.

MANUFACTURING SCHEDULE

COM/COL orders will be scheduled for manufacturing and a shipping date issued after the factory receives all COM/COL for the order. If your order requires partial or split shipment, please contact customer service.

WARRANTY

izzy+'s ten (10), five (5), and three (3) year warranties do not cover COM/COL. COM/COL is not covered by any izzy+ warranty.

CONDITIONS

izzy+ will inventory COM/COL for one month. COM/COL pricing may increase if material requires extra backing or labor. Any COM fabric purchased by izzy+ on behalf of a customer will be inspected at the time of production to ensure it meets izzy+'s upholstery standards. izzy+ will notify customers if the fabric fails to meet those standards. Izzy+ will assume that any COM fabric purchased by a customer and shipped to izzy+ has been inspected by that customer and has been approved for use. Customers indemnify and hold izzy+ harmless against all claims for damage or injury to property or persons by reason or failure of COM/COL to be merchantable, fit, or safe for use. izzy+ is not responsible for COM/COL wear, defects, or appropriateness. izzy+ is not responsible for COM's received with bow and skew issues. It's assumed that the fabric vendor has shipped izzy+ useable fabric. COM is not inspected for bow and skew upon arrival, it is determined at the point of manufacturing the product. If a COM has bow and skew issues (regardless of whether izzy+'s vendor backed the fabric or it was received with backing), the customer will be contacted to have the fabric vendor issue an RA for pick up of the skewed fabric and ship replacement fabric to izzy+. At that point, the order will be unscheduled. It will be rescheduled upon receipt of replacement COM.

185

how to place an order

ORDERING

The customer bears responsibility for order correctness. Please submit your order by one of the following means:

EMAIL:
orders@izzyplus.com

FACSIMILE:
800.831.9821

PURCHASE ORDER ACKNOWLEDGEMENT

Order verifications will be issues approximately 48 hours after order receipt. Please review acknowledgements carefully and notify izzy+ immediately if any changes must be made.

186

izzy+ will manufacture the product as specified on the acknowledgement and cannot be responsible for errors if not notified by customers. The acknowledgement ship date reflects the estimated shipping week. This date does not constitute a term of agreement. Shipments may occur prior to or after the original acknowledged date.

ADDITIONS TO ORDERS

Please contact Customer Service prior to adding, changing or combining orders already acknowledged by izzy+. Refer to the original order number when requesting a combined order. izzy+ will not accept additions to original orders if already scheduled for production and cannot hold orders once production has begun. For more efficient handling, factory approved additions to original orders will be treated as separate orders and invoices.

CUSTOM PRODUCT

Custom specifications may require custom design and products beyond izzy+ standard products. Custom products may require additional lead times and up-charges.

Orders for custom products can not be canceled or returned. When ordered with standard product, custom product should be sent on a separate purchase order to ensure timely delivery of standard product.

Orders must meet one of the following criteria for customization beyond options in the Price List:

- Quantity production run of 25 or more pieces or \$2,000 net minimum (except where noted in Price Guide)
- Custom products are a portion of a \$5,000 net project order with standard product (except where noted in Price Guide)

Please contact Customer Service at 855.321.4999 for further information on custom capabilities.

terms and conditions

PRICES & TERMS

List prices shown apply to product only. Storage, sales tax and any installation charges are additional. All orders are shipped freight prepaid within the contiguous United States and Canada. Freight charges will be the responsibility of izzy+. FOB point is izzy+'s factory. The title of goods passes to the purchaser and our responsibility ceases when the carrier accepts shipment at our manufacturing facility.

Prices in effect when the order is received will apply. If the shipping date requested exceeds six (6) months from the order receipt, izzy+ may use the published list prices effective at the shipment date. Payment is due according to our invoice terms. In the event of delinquency, the customer shall be liable for reasonable collection costs, including attorney fees. If, in the judgment of izzy+, the financial condition of the purchaser at any time during the period of the agreement does not justify the previously agreed payment terms, izzy+ may require full or partial payment in advance.

Prompt Payment Terms: 1% 10 Days, Net 30 Days.

CANADIAN CUSTOMERS

All prices listed are in United States (U.S.) Dollars. Customs charges are prepaid, however the Purchaser is responsible for GST tax. Contact Customer Service for current exchange rate.

INTERNATIONAL CUSTOMERS

All prices listed are in United States (U.S.) Dollars. All Freight, Taxes and export fees are the Purchaser's responsibility.

ORDERS

Send purchase orders to:

izzy+
17237 Van Wagoner Rd
Spring Lake, MI 49456

Or fax to 800-831-9821 or email to orders@izzyplus.com

Orders shall be deemed accepted by izzy+ only upon issuance of our written acknowledgment. All orders are subject to izzy+'s terms and conditions of sale. izzy+ is not required to accept changes to acknowledged orders. The customer will be charged for any expenses related to accepted changes, and the order may then be rescheduled at izzy+'s discretion. Fax orders are final as taken. The customer accepts responsibility for supplying correct information and should carefully check all acknowledgments.

CANCELLATIONS

If the customer terminates an order without izzy+'s consent, izzy+ may charge the customer for the portion of the order completed at the date of termination, plus the amount of profit lost on the remaining portion of the order. Custom items are not cancelable.

RETURNS

No parts may be returned without izzy+'s written consent and shipping instructions. Authorized returns of undamaged parts are subject to a restocking charge. Customers returning damaged parts will be charged our estimated cost of repair. Only parts may be considered for return. Complete chairs may not be returned.

SHIPPING

izzy+ reserves the right to ship by what is, in izzy+'s opinion, the best way. Merchandise may be delivered at one time or in partial shipments. Customer bears the risk of loss or damage during shipment. izzy+ is not liable for delay or failure to deliver or perform due to strikes, lock-outs, or other labor difficulties, failure or delay of sources to supply, transportation difficulties, accidents, fires, acts of God, or other causes of like or unlike nature beyond izzy+'s control. We reserve the right, if the customer is unwilling or unable to accept delivery when the order is ready for shipment, to invoice the cost of the order, plus shipping, dispatching, insurance, warehouse expenses, and handling. izzy+'s responsibility ceases when the transportation company issues its receipt to us. If the shipment arrives damaged, the receiver should request that the delivering carrier inspect the shipment and note the details of all damage on the freight bill. If damage is discovered while unpacking, the transportation company should be contacted immediately for an inspection of the shipment, and request a written concealed damage report. The receiver must enter a claim with izzy+ within five (5) days of shipment receipt. Crating material or cartons should be saved until the inspection. Receiver is responsible for filing freight claims.

SMALL ORDER FEE

A small order fee of \$40 Net will apply on orders less than \$800 List.

CHAIR MODEL / # OF CHAIRS PER CARTON

Addy	4
Allure	4
Bola	4
Emotion	4
Fetch	4
Jazz	4
Morphix	4
Patience	2
Patience Intensive Use	1
Smile	4
Webster Armless	2
Webster	1

warranty

izzy+ stands behind our products.

izzy+ warrants that its standard contract furniture and seating products are free from defects in material and workmanship during normal use.

Normal use is defined as a maximum of eight (8) hours per day, six (6) days per week (single shift) for the lifetime of the product with the following exceptions:

Ten Years

Furniture: All storage and nonadjustable legs are warranted for ten (10) years.

Seating: Gas cylinders, controls & functional parts, and the Dottì stool frame are warranted for ten (10) years.

Five Years

Furniture: Gas lifts, exposed wood, screens, adjustable legs, adjustable mechanisms and glides for five (5) years.

Seating: Arm caps, casters, glides, backliners, and exposed wood parts (finished wood chairs and wood base caps) for five (5) years.

Three Years

Furniture: Panel and upholstery materials for three (3) years.

Seating: Upholstery materials (foam, mesh and textiles) for three (3) years.

One Year

Furniture: Glass, Resin and products sold by, but not manufactured by, ABCO and ABCO 2.0 for one (1) year.

Power: Electrical power components for one (1) year.

Multi-Shift Applications

In any multi-shift application, the warranty is reduced as follows: ten (10) year to six (6) year; five (5) year to three (3) year; three (3) year to one (1) year.

Service Parts

Service parts are warranted for one (1) year from defects from the date of replacement or for the remainder of the original product warranty (whichever is greater).

International Customer Warranty

One (1) year on parts. Freight will be paid to Port of Exit. Labor is excluded.

Customer's Own Material Warranty

izzy+ does not warrant the appearance, behavior or durability of customer furnished upholstery materials (COM/COL). The acceptance of the COM/COL by izzy+ only means that initial application of the COM/COL utilizing existing manufacturing processes was successful and does not imply that izzy+ warrants the COM/COL or its performance during use. izzy+ is not responsible for COM/COL appearance, condition, performance, durability, colorfastness or any other physical attribute of the COM/COL.

izzy+ Flavors

Since textiles vary in weave, thickness and memory, some creasing and/or gathering may occur during the upholstery application process. Due to natural variations over which we have no control, all furniture is sold subject to minor irregularities of color, surface, grain and texture. Textiles are sold subject to minor variations of color. Leather upholstery materials are of the finest quality. Because leather is a natural product, variations of texture are common and should be expected. Leather will contain natural markings such as neck wrinkles, scratches, backbone marks and stretch marks. These distinctions give leather its unique characteristics and are considered to be a part of the natural beauty of leather.

Markerboard tables with urethane edges:

Black Bear urethane must be specified with markerboard laminate table products due to cleanability. Claims of this nature void the urethane warranty.

The Fine Print

Excluded from warranty is product that has unauthorized modifications, or if the customer fails to perform normal maintenance service on the product. This includes, but is not limited to, lubrication and cleaning, minor assembly and adjustment and periodic operational checks. Natural variations occurring in wood are not considered defects; izzy+ does not warranty the colorfastness or matching of color, grain or texture, normal wear and tear, or damages resulting from shipping, storage, or installation.

This warranty does not include defects from normal wear and tear, accidents, negligence, abuse, shipment, handling, storage, or environmental conditions. Any modifications to izzy+'s products by the purchaser, purchaser's employees or agents, void this warranty. izzy+ reserves the right to reasonably determine whether a defect resulted from a factor excluded from this warranty. If a defect in material or workmanship is determined to have occurred in normal use during the warranty period, izzy+ will repair or replace the warranted product with a product of like or comparable quality. The expressed warranties contained herein are in lieu of all other warranties, expressed or implied, including any warranty of merchantability and fitness for a particular purpose, and all other warranties arising from the course of dealing or usage of trade. Any action to enforce this warranty must be brought within three (3) months from the time an alleged defect in material or workmanship first occurs.

Repair and Replacement:

Repair or replacement of any defective izzy+ contract seating product for the period of time provided, shall constitute complete fulfillment of all the liabilities of izzy+, whether the claims of the purchaser are based in contract, in tort (including negligence and/or strict liability) or otherwise, with respect to, or arising out of, the product furnished hereunder. izzy+ is not liable for any special or consequential damages under this warranty. The remedies provided above are the purchaser's sole remedies for any failure of izzy+ to comply with its obligations regarding the material and workmanship of its products. All incidental or consequential damages which may arise, including but not limited to, business losses, personal damage and third party liability are hereby expressly excluded.

Any labor charges for correcting a manufacturing problem for a product under warranty must be submitted in writing and approved by izzy+ Customer Service prior to corrective action. Labor charges will not be paid if the estimate was not submitted and approved prior to labor being completed.

Headquarters

izzy+
17237 Van Wagoner Rd
Spring Lake, MI 49456
616.847.6534 T
616.847.6540 F
izzyplus.com

fixturesfurniture

Fixtures Furniture by izzy+ izzyplus.com/fixturesfurniture 855.321.izzy

© 2017